



US00D632617S

(12) **United States Design Patent**
Kritzer et al.

(10) **Patent No.:** **US D632,617 S**
(45) **Date of Patent:** **** Feb. 15, 2011**

(54) **BICYCLE SHARING STATION**

6,336,562 B1 1/2002 Mori
6,384,717 B1 5/2002 DeVolpi
6,620,081 B2 9/2003 Phillips
6,636,145 B1 10/2003 Murakami et al.

(75) Inventors: **Michael Kritzer**, Boulder, CO (US);
Alex Bogusky, Boulder, CO (US)

(73) Assignee: **B-Cycle, LLC**, Boulder, CO (US)

(**) Term: **14 Years**

(Continued)

FOREIGN PATENT DOCUMENTS

(21) Appl. No.: **29/351,590**

EP 1304636 A1 4/2003

(22) Filed: **Dec. 8, 2009**

(51) **LOC (9) Cl.** **12-11**

(Continued)

(52) **U.S. Cl.** **D12/115**

(58) **Field of Classification Search** D12/115,
D12/120, 408, 400, 401; 211/5, 17-22, 85.7;
D25/1; D13/101, 102, 199; D6/396, 449;
180/2.2, 65.1, 65.2; 340/427, 432, 542, 568.2;
194/202; 70/233, 263; 290/7

Primary Examiner—Philip S Hyder
Assistant Examiner—Linda G. Brooks
(74) *Attorney, Agent, or Firm*—Boyle Fredrickson, S.C.

See application file for complete search history.

(57) **CLAIM**

The ornamental design for a bicycle sharing station, substantially as shown and described.

(56) **References Cited**


U.S. PATENT DOCUMENTS

- 3,735,981 A * 5/1973 Mallin 482/61
- 3,964,610 A 6/1976 Deiner
- 4,021,034 A 5/1977 Olesen
- 4,262,899 A 4/1981 Alvarez
- 4,306,660 A 12/1981 Livingston
- 4,421,308 A 12/1983 Nagy
- 4,593,898 A 6/1986 McLerran et al.
- 4,941,651 A 7/1990 Phillips
- 4,955,600 A 9/1990 Hoffenberg et al.
- 5,026,047 A 6/1991 Kosecoff
- 5,042,795 A 8/1991 Bursik
- 5,145,478 A 9/1992 Minoura
- 5,152,729 A 10/1992 Phillips
- 5,278,538 A 1/1994 Ainsworth et al.
- 5,417,629 A 5/1995 Phipps
- 5,498,015 A 3/1996 Trout et al.
- 5,812,070 A 9/1998 Tagami et al.
- 5,917,407 A 6/1999 Squire et al.
- 6,154,006 A 11/2000 Hatanaka et al.
- 6,257,419 B1 7/2001 Kamysiak
- D449,256 S * 10/2001 Kopacz et al. D12/115

DESCRIPTION

FIG. 1 is an top front perspective view of a bicycle sharing station according to the present invention;
FIG. 2 is a front elevation view of the bicycle sharing station of FIG. 1;
FIG. 3 is a rear elevation view of the bicycle sharing station shown in FIG. 1;
FIG. 4 is a left side end elevation view of the bicycle sharing station shown in FIG. 1;
FIG. 5 is a right side end elevation view of the bicycle sharing station shown in FIG. 1;
FIG. 6 is top plan view of the bicycle sharing station shown in FIG. 1; and,
FIG. 7 is bottom plan view of the bicycle sharing station shown in FIG. 1.

1 Claim, 5 Drawing Sheets



US D632,617 S

Page 2

U.S. PATENT DOCUMENTS

6,850,153 B1 2/2005 Murakami et al.
6,850,898 B1 2/2005 Murakami et al.
6,941,197 B1 9/2005 Murakami et al.
6,947,881 B1 9/2005 Murakami et al.
6,965,323 B2 11/2005 Uehara et al.
6,975,997 B1 12/2005 Murakami et al.
7,181,409 B1 2/2007 Murakami et al.
7,271,701 B2 9/2007 Kokubu et al.
7,407,466 B2 8/2008 Chiu
D578,440 S 10/2008 Giugiaro
7,471,191 B2 12/2008 Le Gars
D593,006 S 5/2009 Dallaire
D594,787 S 6/2009 Dallaire
D595,618 S 7/2009 Dallaire
D595,646 S 7/2009 Dallaire
D597,896 S 8/2009 Dallaire
D600,201 S 9/2009 Dallaire
7,748,511 B1* 7/2010 Maher 194/205
2002/0174077 A1 11/2002 Yui et al.
2004/0093227 A1 5/2004 Cho
2004/0176969 A1 9/2004 Fujinuma
2005/0012589 A1 1/2005 Kokubu et al.
2005/0080752 A1 4/2005 Uehara et al.
2006/0116132 A1 6/2006 Le Gars
2006/0259353 A1 11/2006 Gutmann

2007/0107322 A1 5/2007 Blume
2007/0158949 A1 7/2007 Le Gars et al.
2007/0239465 A1 10/2007 Le Gars
2007/0239478 A1 10/2007 Yui et al.
2007/0239627 A1 10/2007 Yui et al.
2007/0250444 A1 10/2007 Yui et al.
2008/0018440 A1 1/2008 Aulbers et al.
2008/0027794 A1 1/2008 Le Gars et al.
2008/0094192 A1 4/2008 Dutt
2008/0297108 A1 12/2008 Le Gars
2009/0240575 A1* 9/2009 Bettez et al. 705/13

FOREIGN PATENT DOCUMENTS

EP 1382519 A2 1/2004
EP 1382519 A3 1/2007
EP 2130750 A2 12/2009
ES 2308887 12/2008
JP 2005196403 7/2005
JP 2005202900 7/2005
WO WO 02/11006 2/2002
WO WO 02/067210 8/2002
WO WO 2005/055161 6/2005
WO WO 2005/014105 2/2006
WO WO2008/157443 12/2008
WO WO2009/059164 5/2009

* cited by examiner

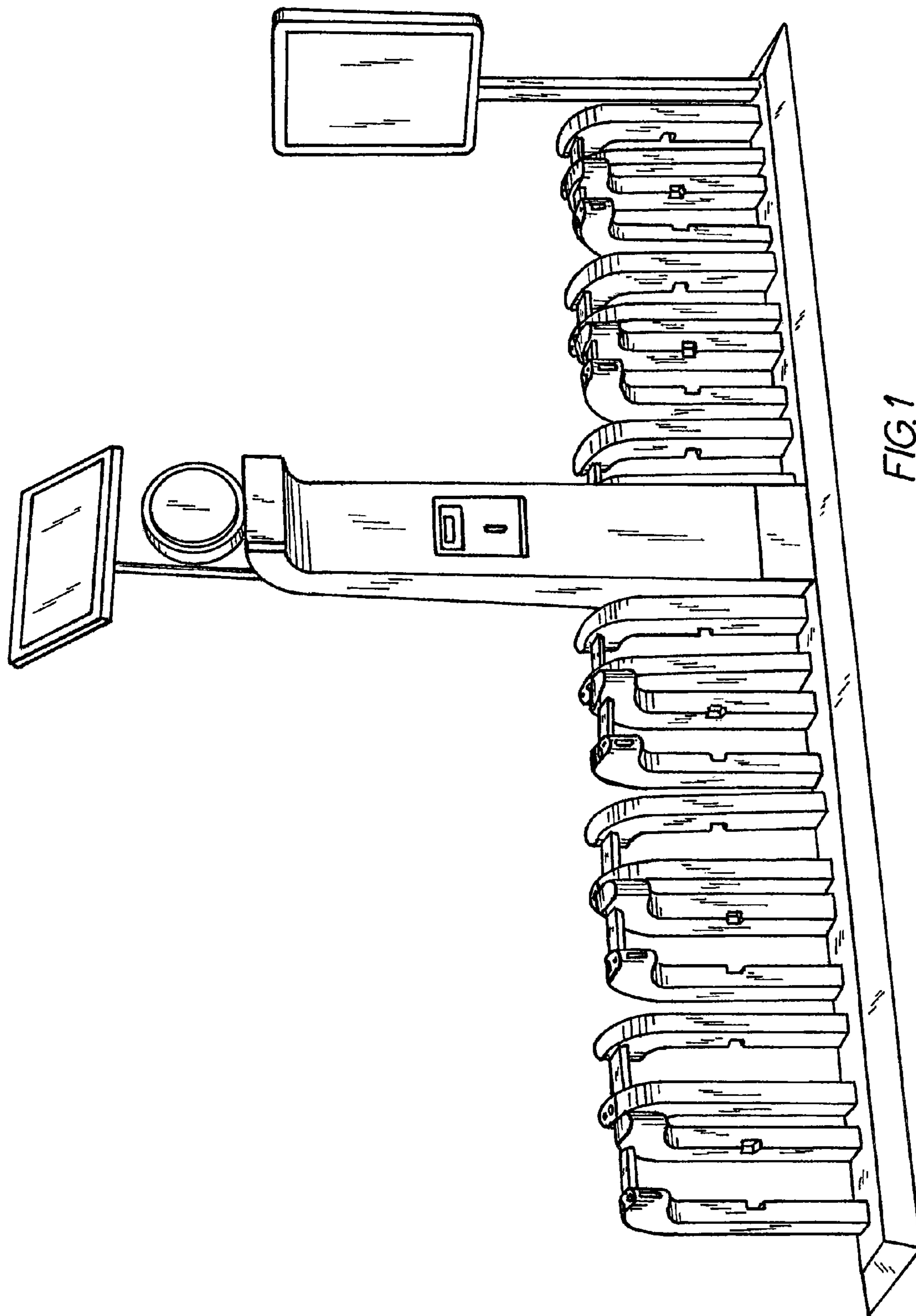


FIG. 1

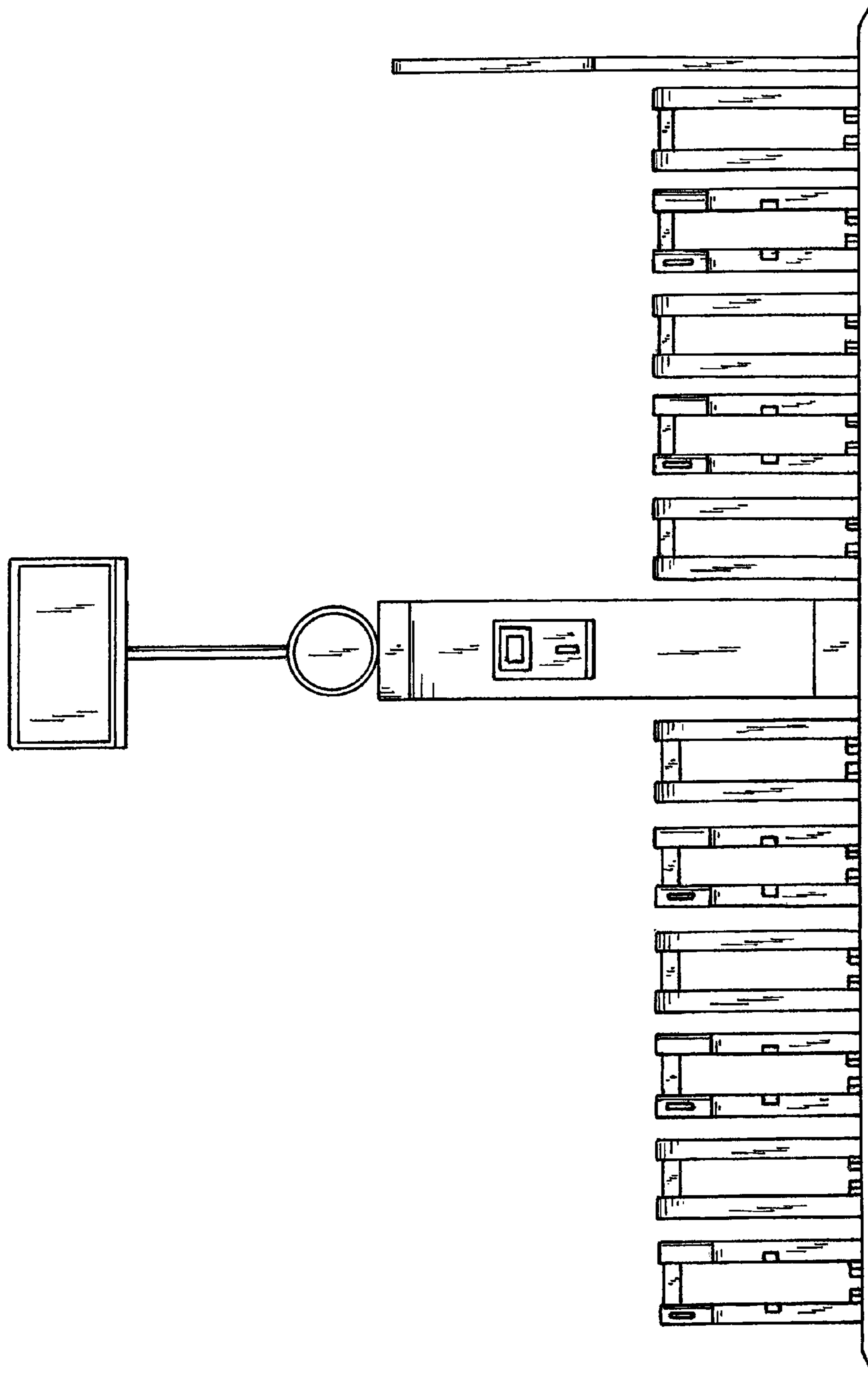


FIG 2

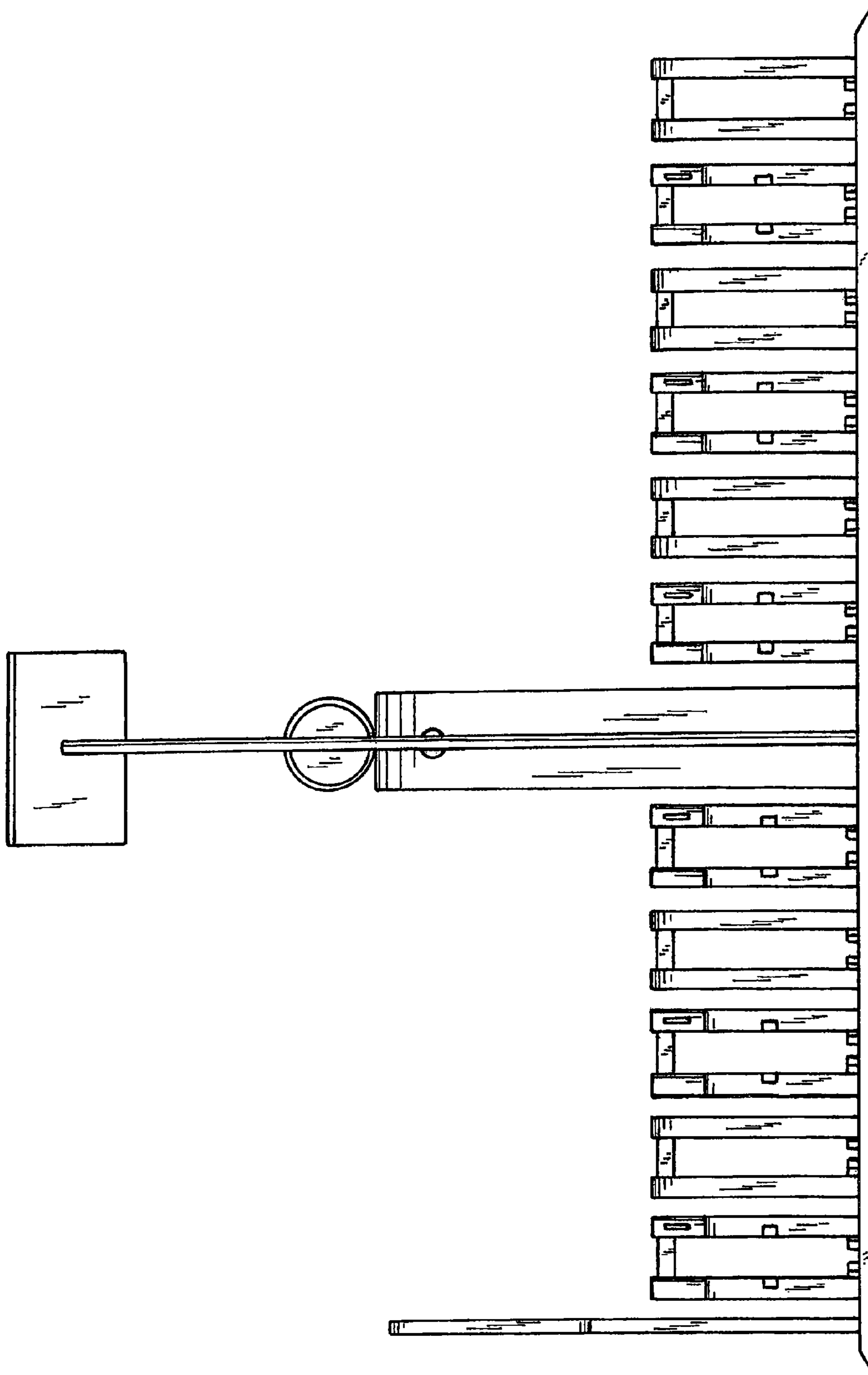
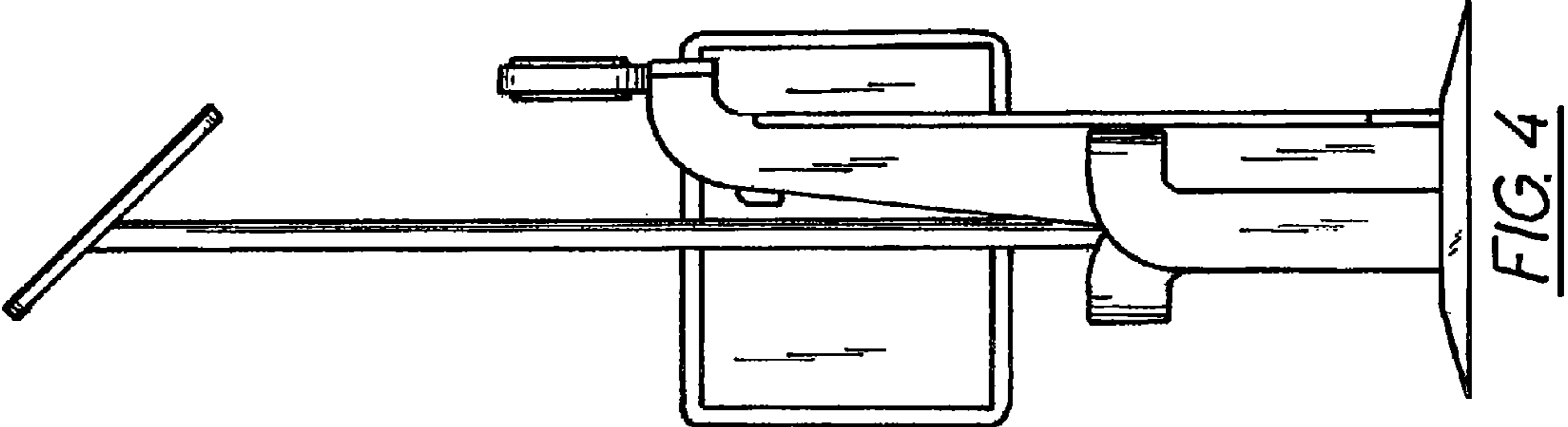
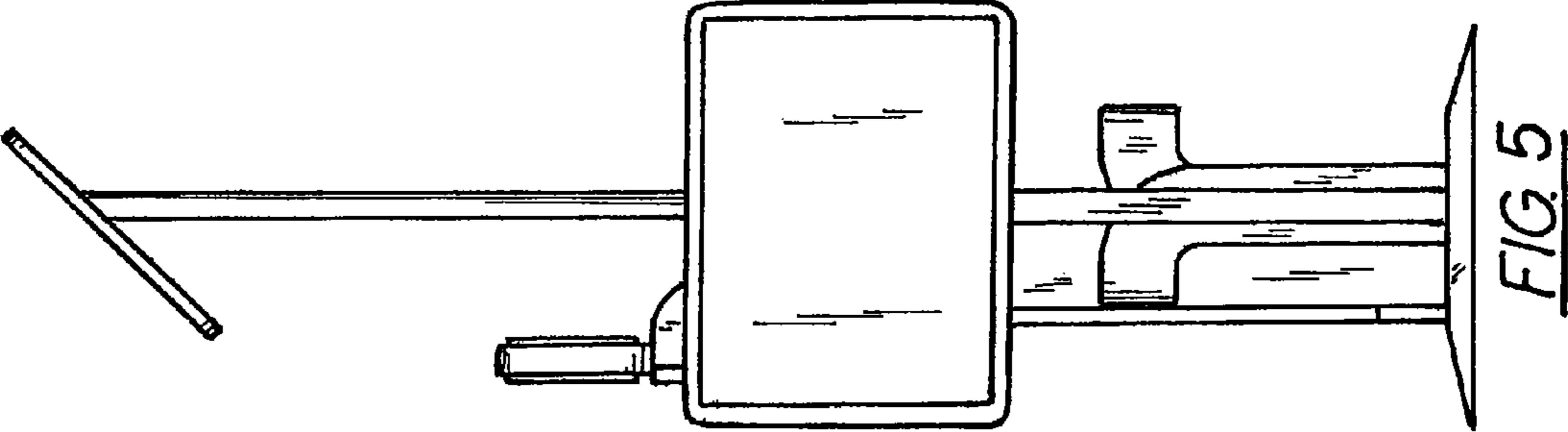


FIG. 3



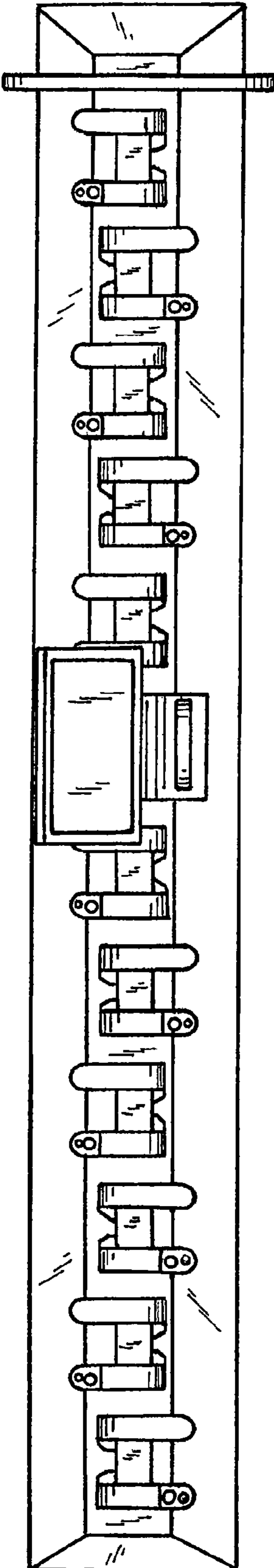


FIG. 6

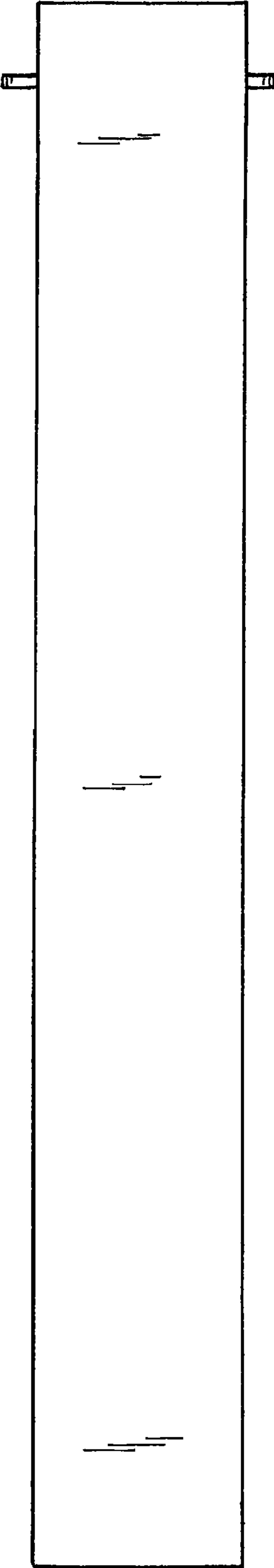


FIG. 7