



US00D632605S

(12) **United States Design Patent**
Marchand

(10) **Patent No.:** **US D632,605 S**
(45) **Date of Patent:** **** Feb. 15, 2011**

(54) **EARRING**

(75) Inventor: **Veronique Marchand**, Paris (FR)

(73) Assignee: **Cartier Creation Studio SA** (CH)

(**) Term: **14 Years**

(21) Appl. No.: **29/365,906**

(22) Filed: **Jul. 16, 2010**

(51) **LOC (9) Cl.** **11-02**

(52) **U.S. Cl.** **D11/43**

(58) **Field of Classification Search** D11/40-4,
D11/79-85; 63/12, 13, 14.1-14.8

See application file for complete search history.

(56) **References Cited**

U.S. PATENT DOCUMENTS

D138,956 S *	10/1944	Karples	D11/75
D148,426 S *	1/1948	Katz	D11/43
D171,347 S *	1/1954	Katz	D11/43
D256,003 S *	7/1980	Barr	D11/43
D279,879 S *	7/1985	Moon	D11/75
D279,880 S *	7/1985	Moon	D11/75
D286,758 S *	11/1986	Bulgari	D11/43
D287,577 S *	1/1987	Lorberfeld	D11/43
D326,429 S *	5/1992	Azrielant	D11/45

D494,495 S *	8/2004	Hardy	D11/43
D542,696 S *	5/2007	Cilluffo	D11/40
D550,582 S *	9/2007	Gruosi-Scheufele	D11/43
D567,134 S *	4/2008	Bulgari	D11/45

* cited by examiner

Primary Examiner—Cathron C Brooks

Assistant Examiner—Melanie Levy

(74) *Attorney, Agent, or Firm*—Galbreath Law Offices, P.C.;
John A. Galbreath

(57) **CLAIM**

The ornamental design for an earring, as shown and described.

DESCRIPTION

FIG. 1 is a front view of the invention;

FIG. 2 is a back view of the invention;

FIG. 3 is a side view of the invention;

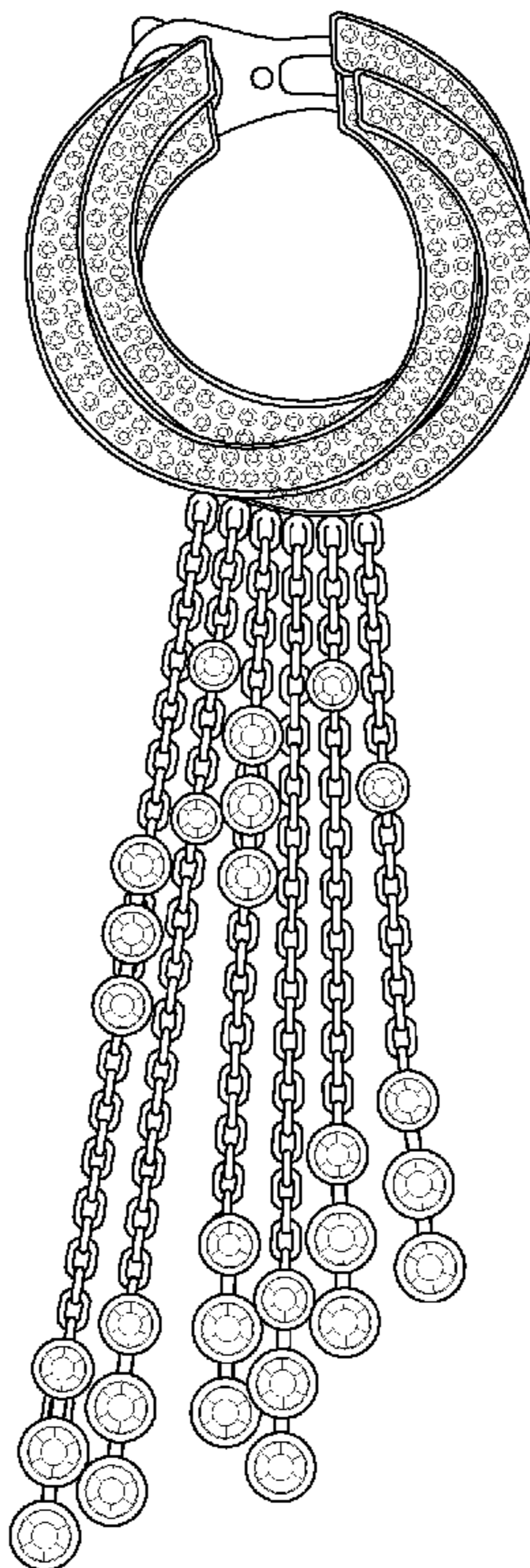
FIG. 4 is another side view of the invention, showing the side opposite that shown in FIG. 3;

FIG. 5 is a bottom view of the invention;

FIG. 6 is a top view of the invention; and,

FIG. 7 is a perspective view of the invention.

1 Claim, 4 Drawing Sheets



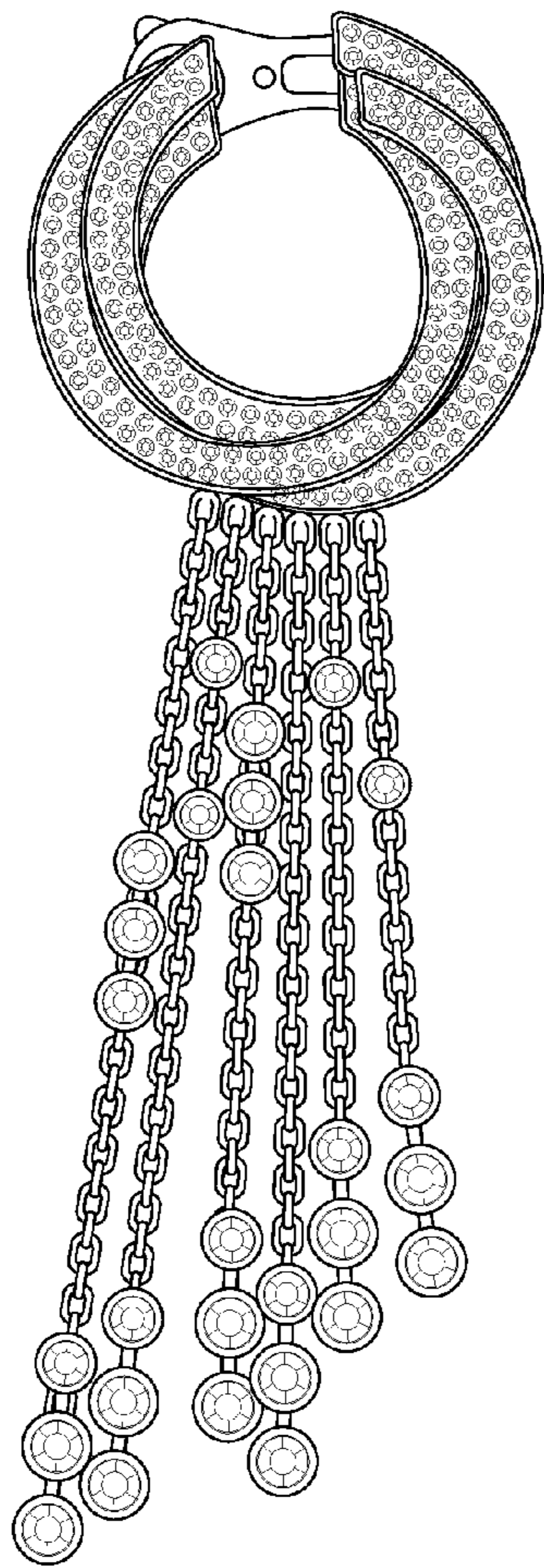


Fig 1

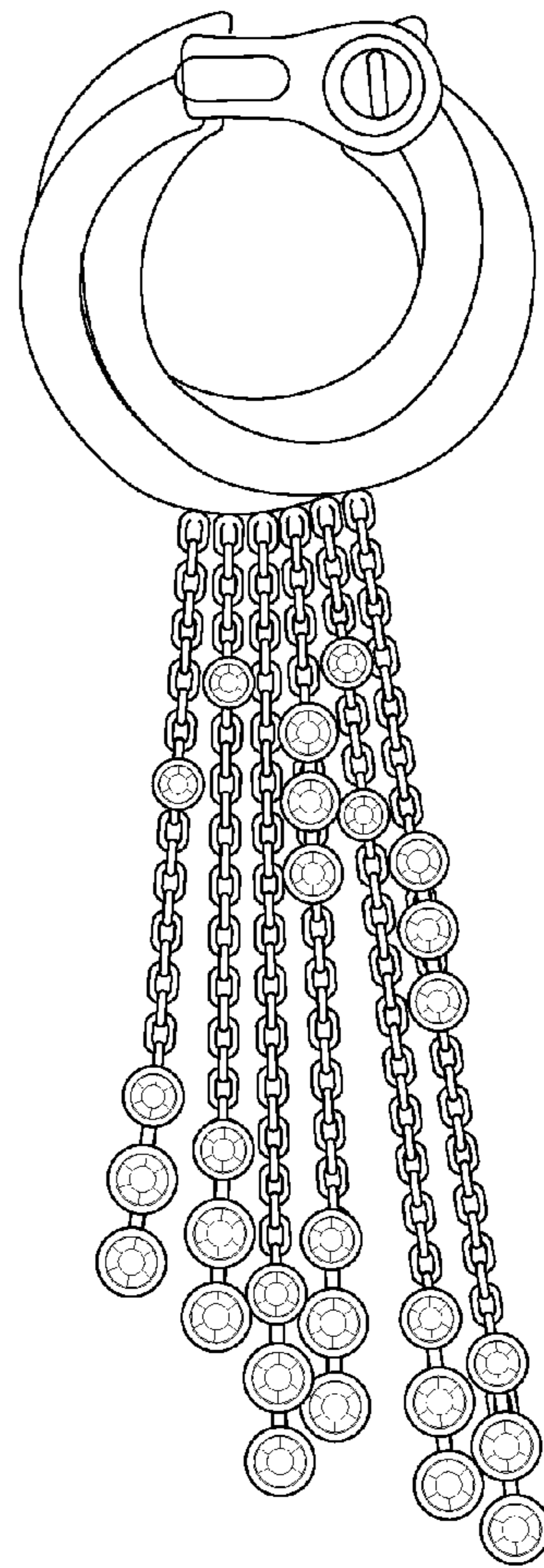


Fig 2

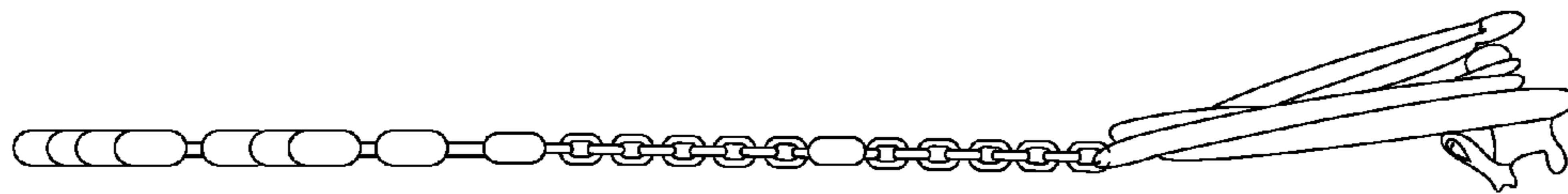


Fig 3




Fig 4




Fig 5

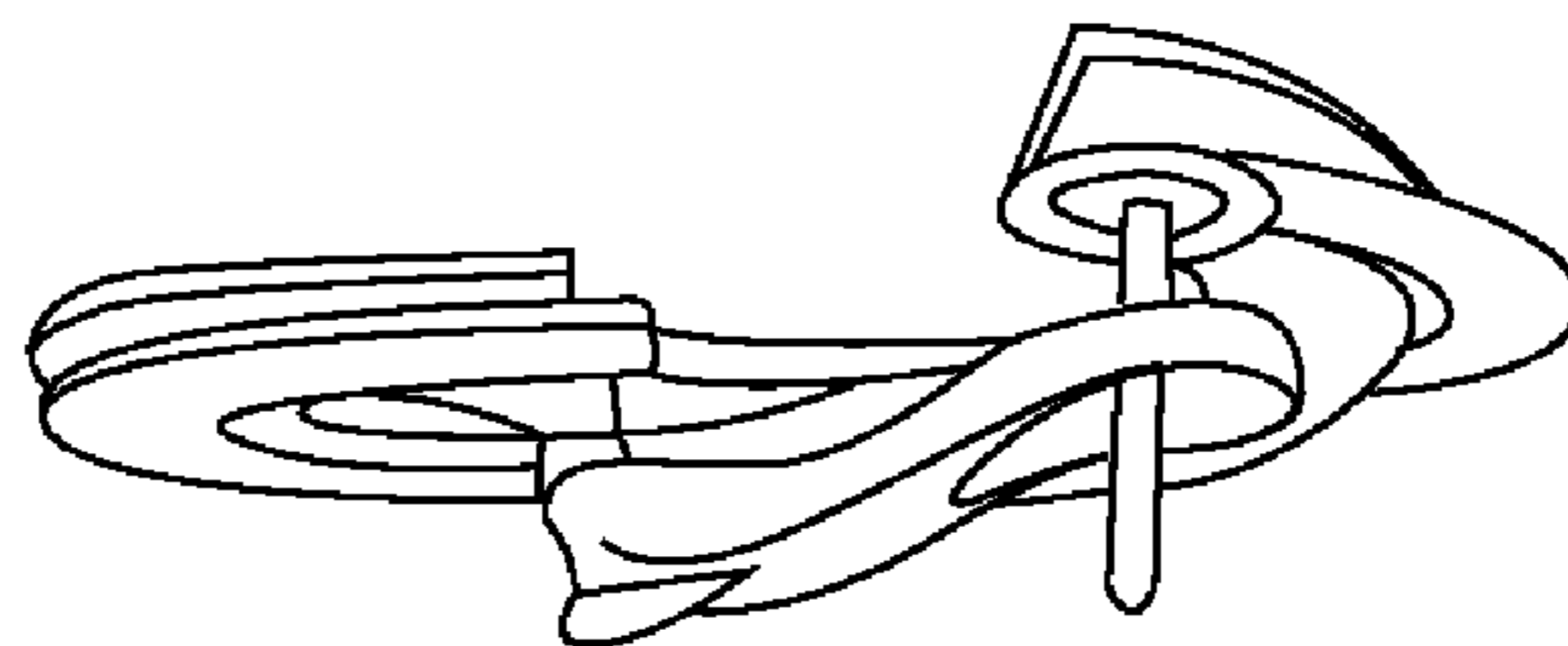


Fig 6

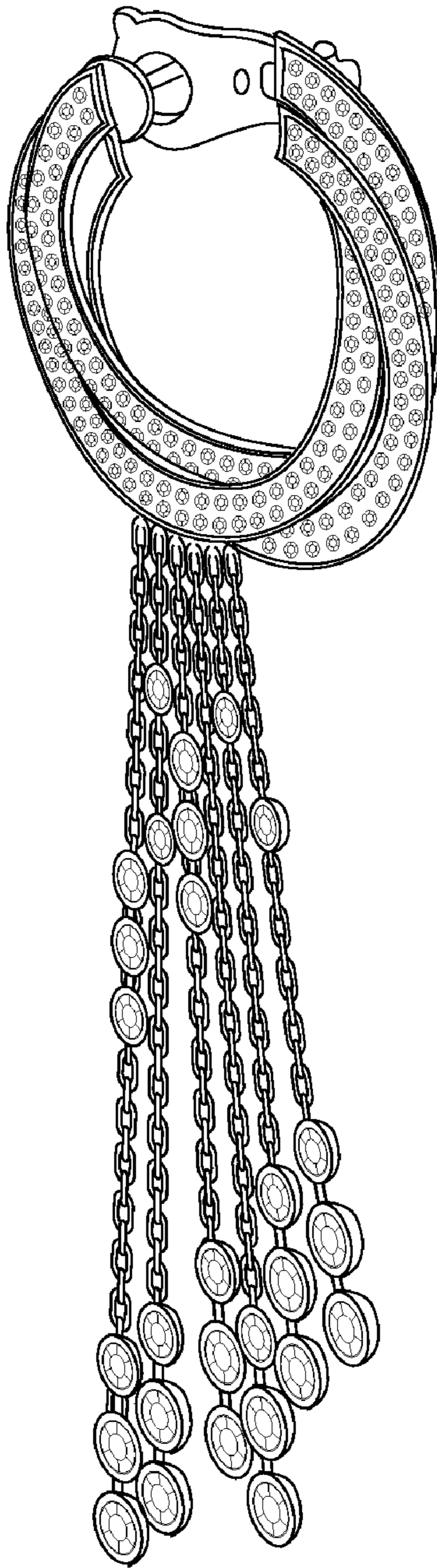


Fig 7