



US00D632601S

(12) **United States Design Patent**  
**Bell**

(10) **Patent No.:** **US D632,601 S**

(45) **Date of Patent:** **\*\* Feb. 15, 2011**

(54) **FREESTANDING CHILD ON BOARD INDICATOR**

(75) **Inventor:** **David Heath Bell**, 7 Alder Pl., Menlo Park, CA (US) 94025

(73) **Assignee:** **David Heath Bell**, Menlo Park, CA (US)

(\*\*) **Term:** **14 Years**

(21) **Appl. No.:** **29/370,357**

(22) **Filed:** **Jul. 6, 2010**

(51) **LOC (9) Cl.** ..... **10-05**

(52) **U.S. Cl.** ..... **D10/109**

(58) **Field of Classification Search** ..... D10/109,  
D10/114; 116/211, 209, 234, 63 R, 63 P,  
116/63 C, 63 T; D11/160; D19/75; D21/714;  
141/80

See application file for complete search history.

(56) **References Cited**

**U.S. PATENT DOCUMENTS**

2,623,329	A	12/1952	Di Leva	.....	446/320
5,035,072	A	7/1991	Rich	.....	40/539
D344,685	S *	3/1994	Caporale	.....	D10/109
5,320,571	A	6/1994	Lo	.....	446/178
D411,810	S *	7/1999	Stockman	.....	D10/113
6,053,217	A *	4/2000	Schuh	.....	141/80
D438,271	S *	2/2001	Wall	.....	D21/714

D452,929	S *	1/2002	Perelli	.....	D27/107
6,688,940	B2	2/2004	Stanier	.....	446/226
D544,399	S *	6/2007	Newbould et al.	.....	D11/160
D609,594	S *	2/2010	Lee	.....	D10/109
D618,730	S *	6/2010	Bussison et al.	.....	D19/75
2004/0018798	A1	1/2004	Chuang	.....	446/320
2005/0153262	A1	7/2005	Kendir	.....	434/21

\* cited by examiner

*Primary Examiner*—Caron Veynar

*Assistant Examiner*—George D Kirschbaum

(74) *Attorney, Agent, or Firm*—JAG Patent Services LLC;  
James A. Gauney

(57) **CLAIM**

I claim the ornamental design for the freestanding child on board indicator, as shown and described.

**DESCRIPTION**

FIG. 1 illustrates a perspective view of a freestanding child on board indicator;

FIG. 2 illustrates a front plan view thereof;

FIG. 3 illustrates a back plan view thereof;

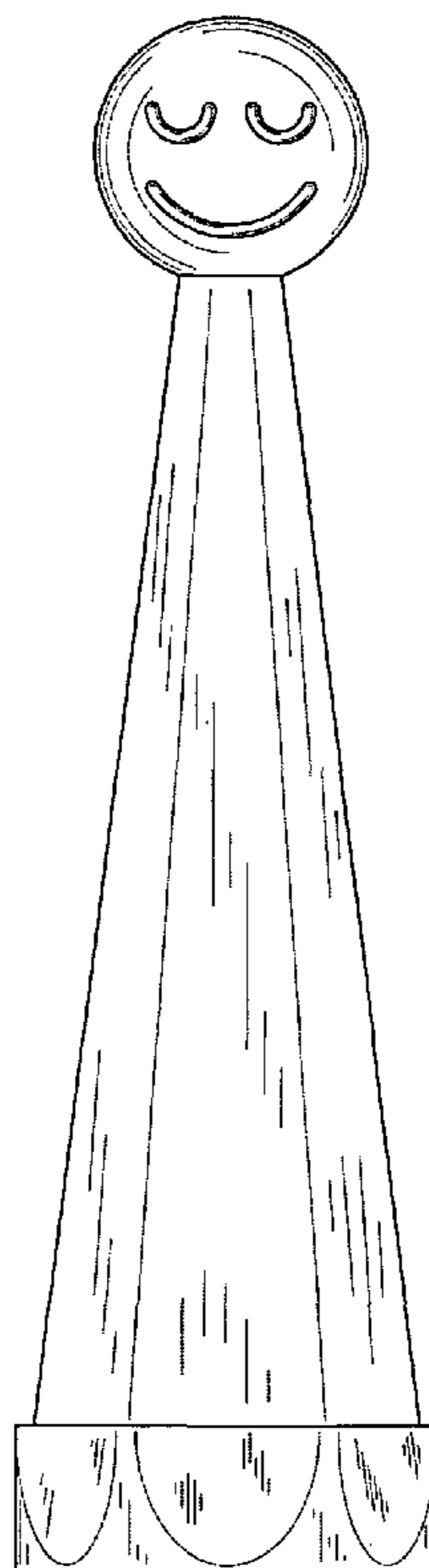
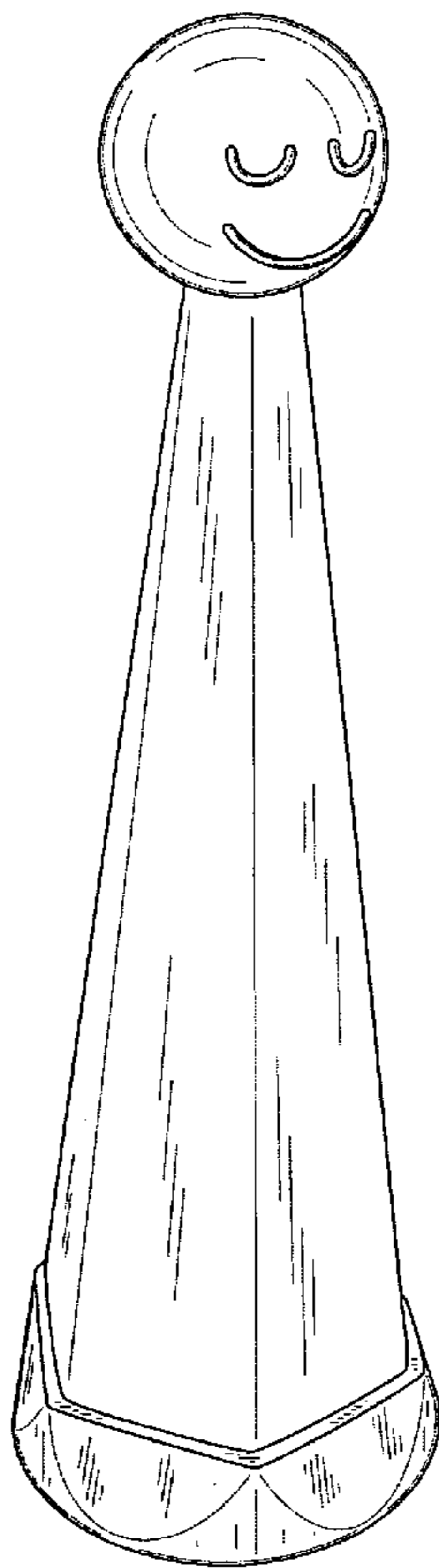
FIG. 4 illustrates a right side plan view thereof;

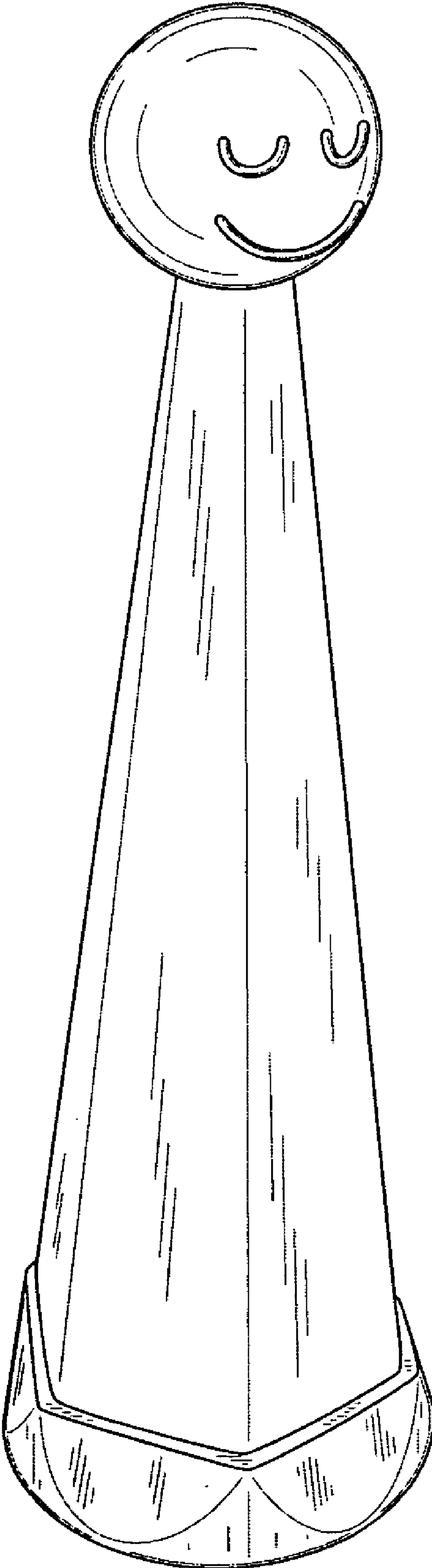
FIG. 5 illustrates a left side plan view thereof;

FIG. 6 illustrates a top plan view thereof; and,

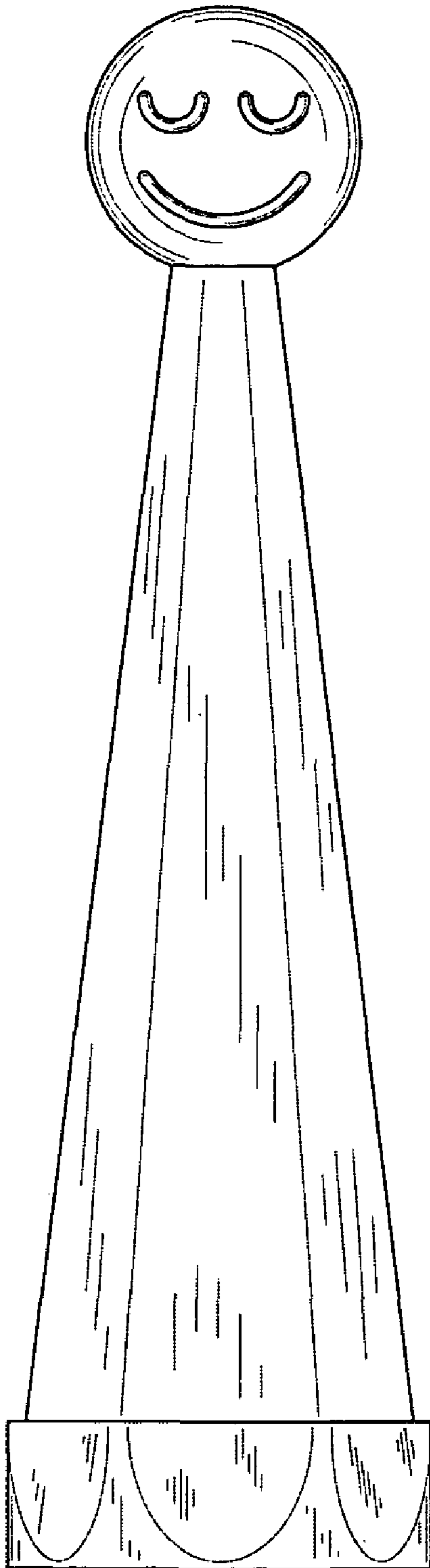
FIG. 7 illustrates a bottom plan view thereof.

**1 Claim, 3 Drawing Sheets**

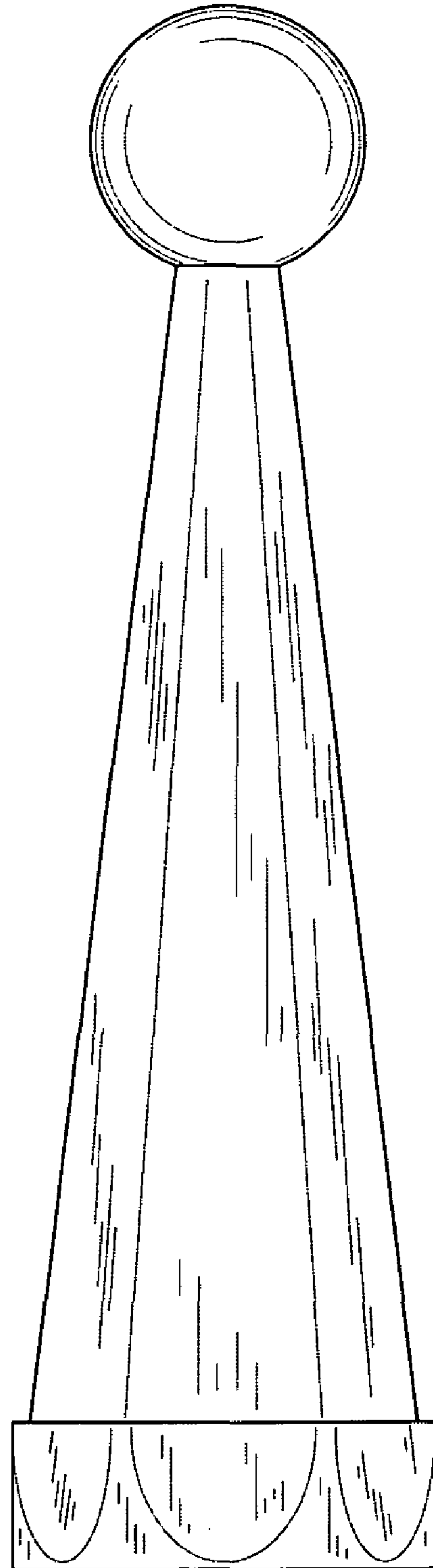




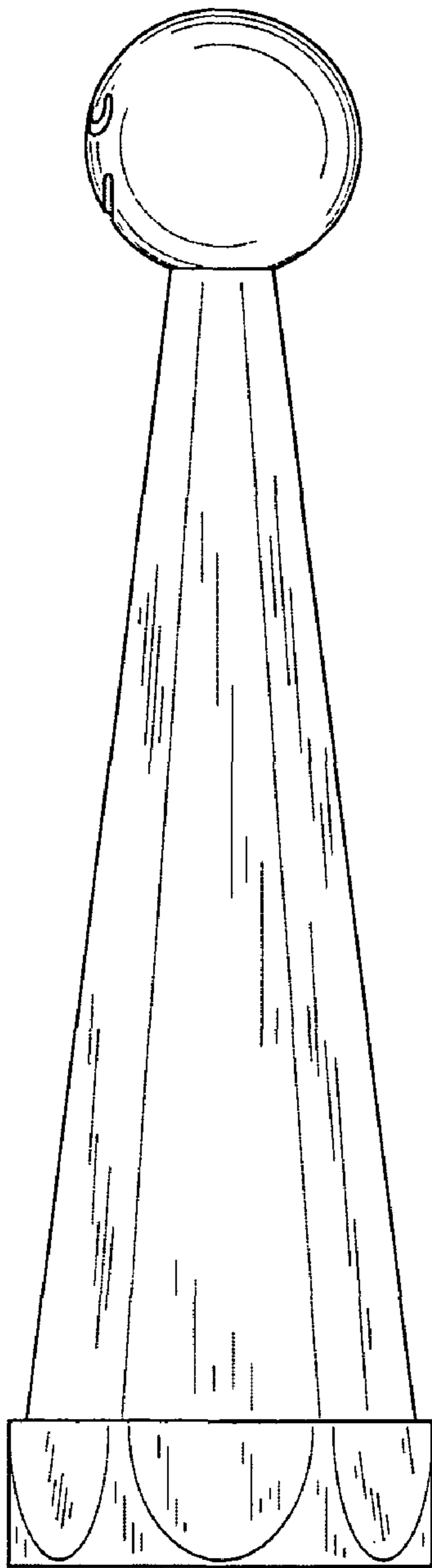
**FIG. 1**



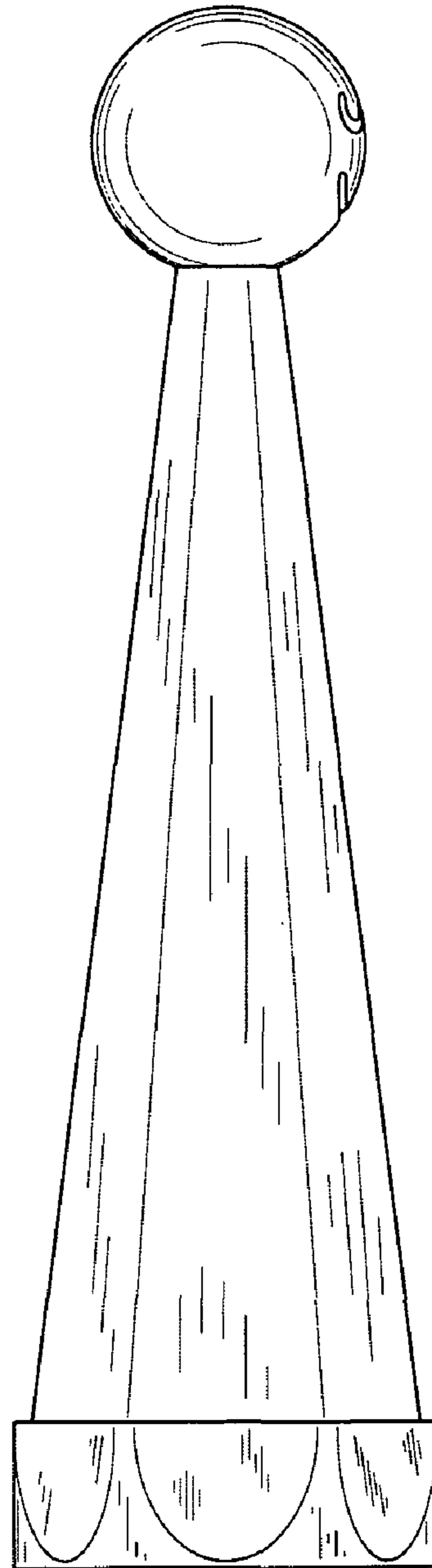
**FIG. 2**



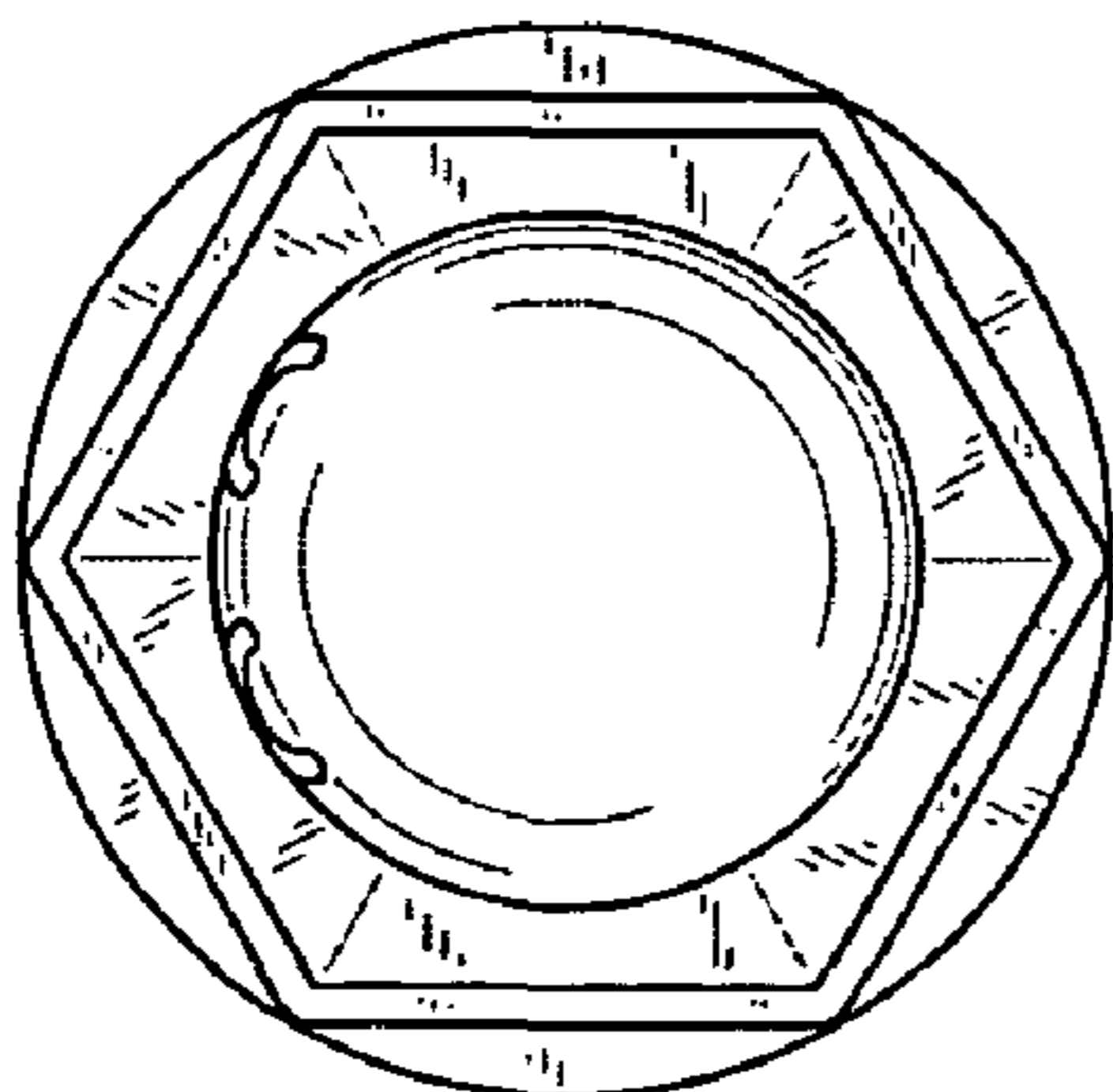
**FIG. 3**



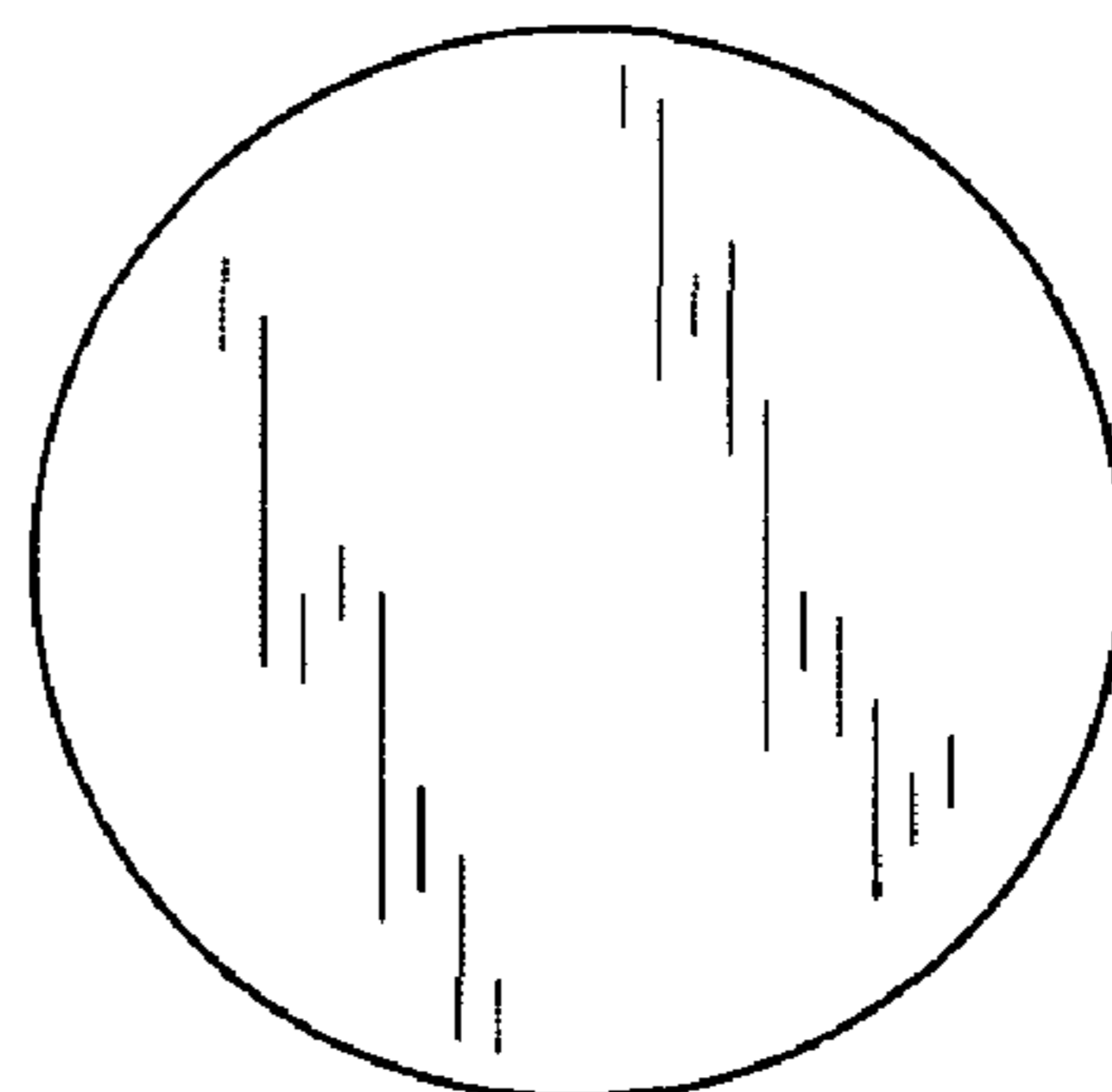
**FIG. 4**



**FIG. 5**



**FIG. 6**



**FIG. 7**