

US00D632600S

(12) **United States Design Patent**  
**Noguchi**

(10) **Patent No.:** **US D632,600 S**  
(45) **Date of Patent:** **\*\* Feb. 15, 2011**

(54) **SECURITY SENSOR ASSEMBLY**

(75) Inventor: **Michinori Noguchi**, Otsu (JP)

(73) Assignee: **Optex Co., Ltd.**, Shiga (JP)

(\*\*) Term: **14 Years**

(21) Appl. No.: **29/359,480**

(22) Filed: **Apr. 12, 2010**

(51) **LOC (9) Cl.** ..... **10-05**

(52) **U.S. Cl.** ..... **D10/106**

(58) **Field of Classification Search** ..... D10/104,  
D10/106; 340/815, 815.73, 432, 908.1, 815.03,  
340/815.4, 760, 761, 767, 782, 471, 473,  
340/545.2, 555, 556; D26/63

See application file for complete search history.

(56) **References Cited**

**U.S. PATENT DOCUMENTS**

D281,865 S *	12/1985	Abel	.....	D10/106
D307,560 S *	5/1990	Andrews et al.	.....	D10/106
D375,698 S *	11/1996	Yamamoto et al.	.....	D10/106
D485,773 S *	1/2004	Chen	.....	D10/106
D485,774 S *	1/2004	Hwang et al.	.....	D10/106
7,326,910 B2 *	2/2008	Osako et al.	.....	250/221
2003/0058104 A1 *	3/2003	Iwasawa et al.	.....	340/556

2003/0193397 A1\* 10/2003 Ikeda ..... 340/555  
\* cited by examiner

*Primary Examiner*—Caron Veynar  
*Assistant Examiner*—George D Kirschbaum  
(74) *Attorney, Agent, or Firm*—Sughrue Mion, PLLC

(57) **CLAIM**

The ornamental design for a security sensor assembly, as shown and described.

**DESCRIPTION**

FIG. 1 is a front elevational view of a security sensor assembly showing my new design;

FIG. 2 is a rear elevational view thereof;

FIG. 3 is a left side elevational view thereof, the right side view being a mirror image of that shown;

FIG. 4 is a top plan view thereof;

FIG. 5 is a front right perspective view thereof;

FIG. 6 is a reference view of the security sensor assembly shown in a rightwardly swung position; and,

FIG. 7 is a reference view of the security sensor assembly shown in a leftwardly swung position.

The broken lines in FIG. 2, showing portions of the security sensor assembly, form no part of the claimed design.

**1 Claim, 7 Drawing Sheets**

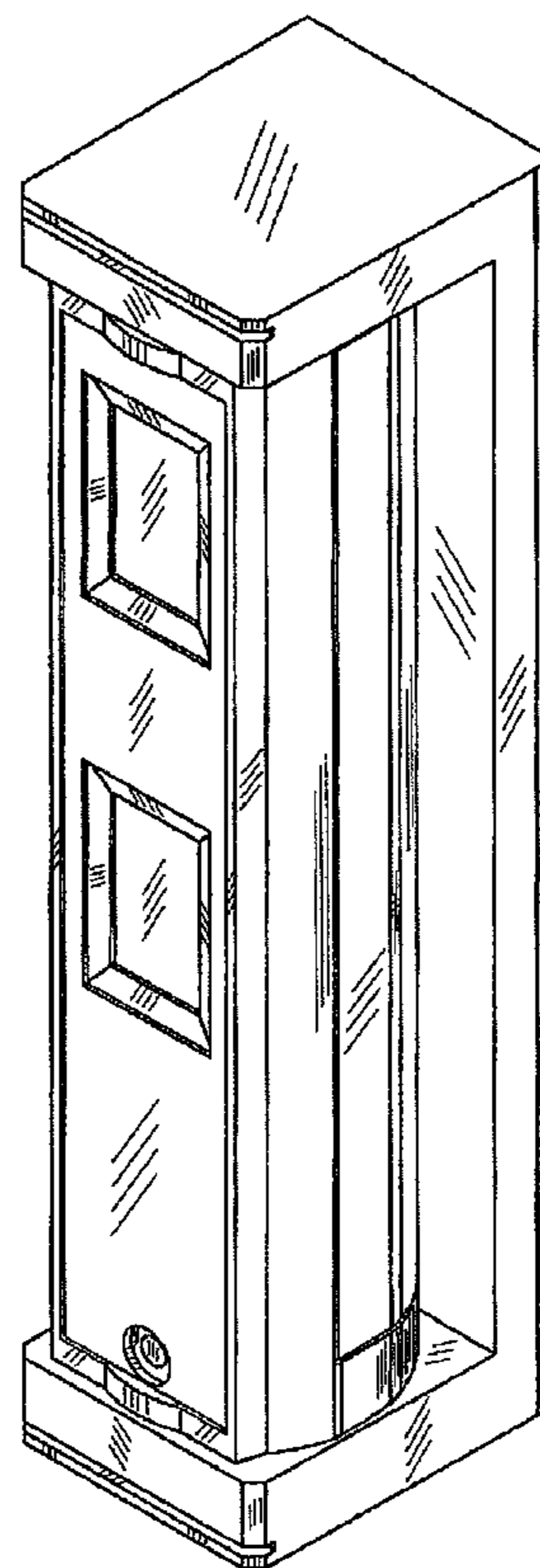
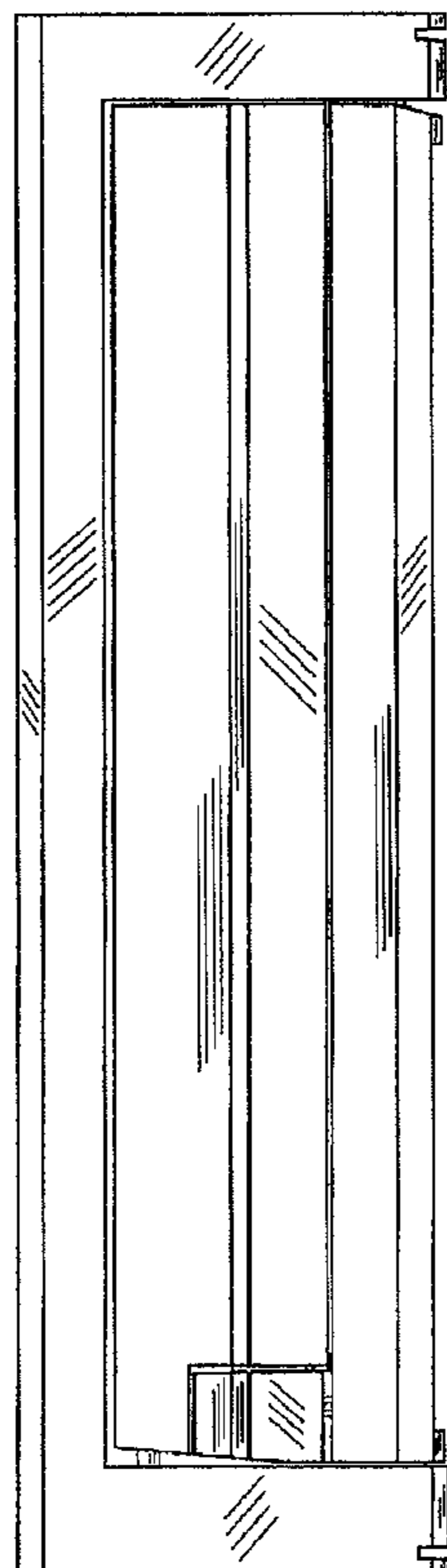


Fig. 1




Fig. 2

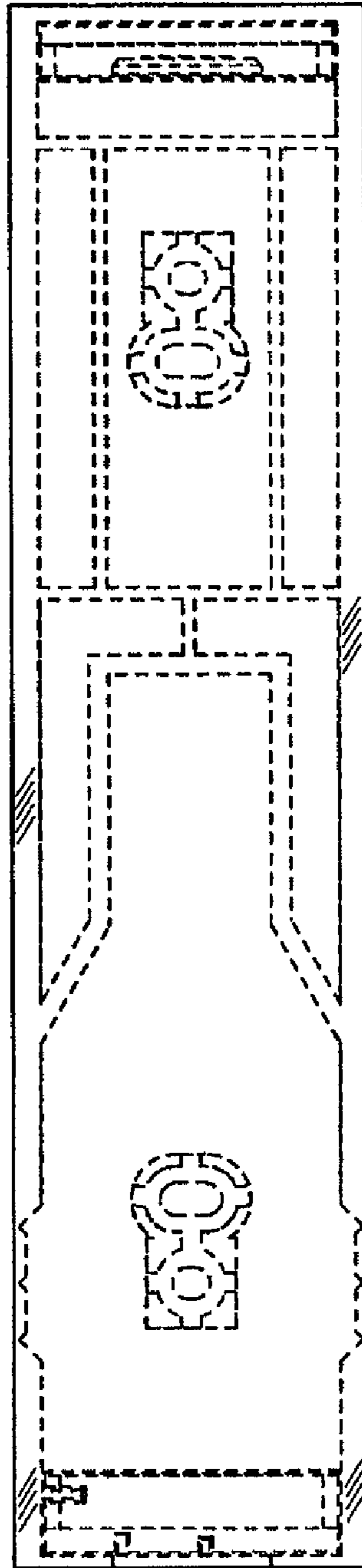


Fig. 3

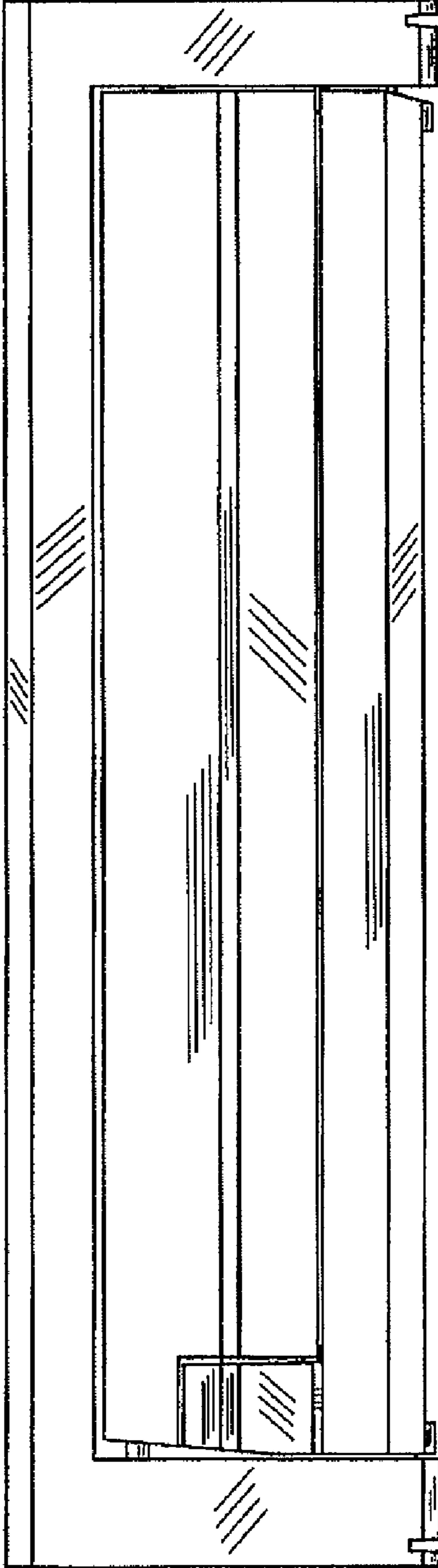


Fig. 4

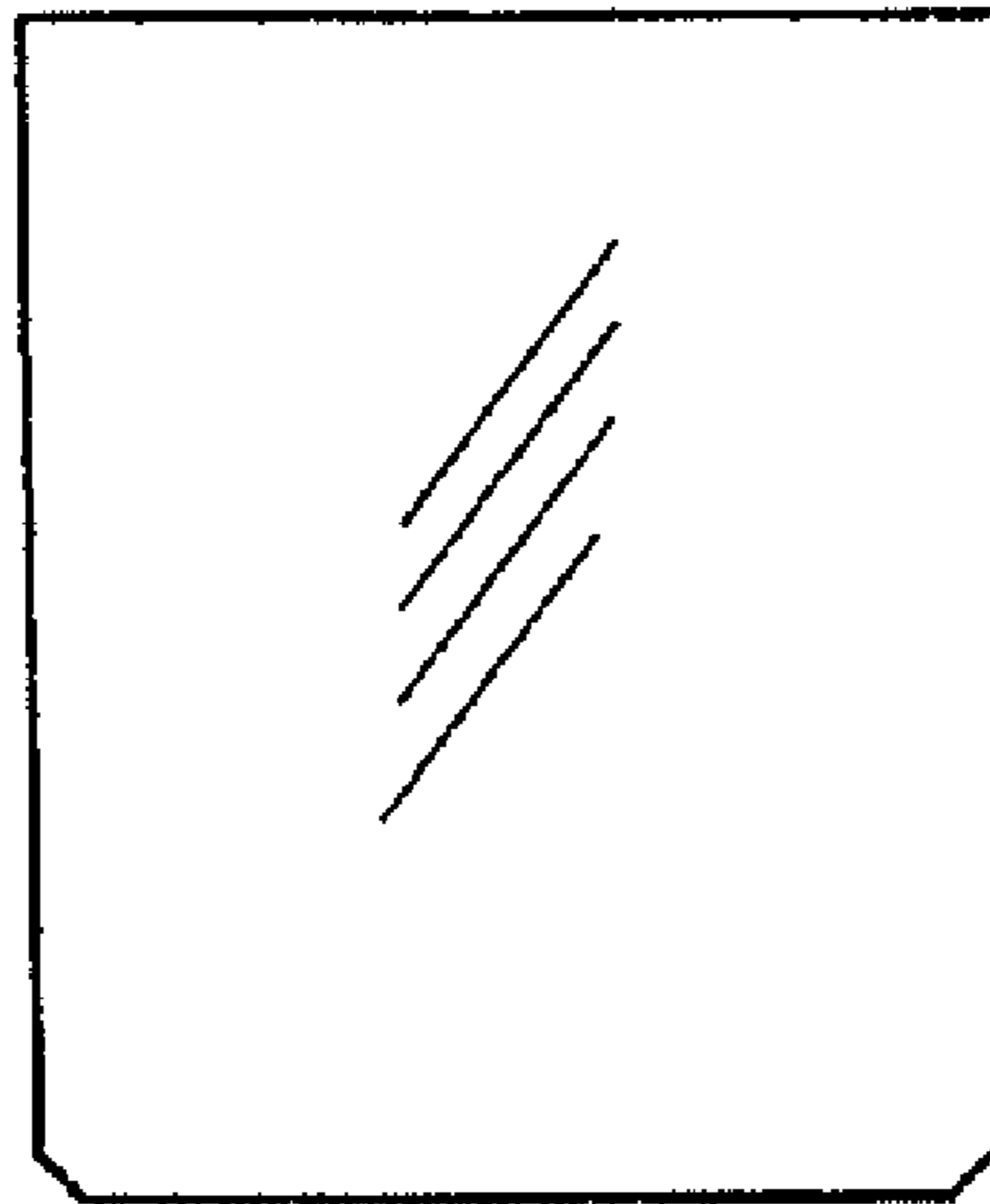


Fig. 5



Fig. 6




Fig. 7

