



US00D632595S

(12) **United States Design Patent**
McCormick et al.

(10) **Patent No.:** **US D632,595 S**

(45) **Date of Patent:** **** Feb. 15, 2011**

(54) **SCORE BOARD**

(75) Inventors: **William McCormick**, Pleasant Prairie, WI (US); **Theodore Caron**, Kenosha, WI (US)

(73) Assignee: **Brunswick Corporation**, Lake Forest, IL (US)

(**) Term: **14 Years**

(21) Appl. No.: **29/365,481**

(22) Filed: **Jul. 9, 2010**

(51) **LOC (9) Cl.** **21-01**

(52) **U.S. Cl.** **D10/46.1**

(58) **Field of Classification Search** D10/46,
D10/46.1; D21/324, 799; 116/222–225,
116/279, 280, DIG. 6, DIG. 36; 235/90;
273/317.1, 317.3, 317.6, DIG. 26

See application file for complete search history.

(56) **References Cited**

U.S. PATENT DOCUMENTS

3,220,127	A	*	11/1965	Wilson	40/388
D204,445	S	*	4/1966	Spivey	D29/103
D205,156	S	*	6/1966	Ford	D10/46.1
D223,165	S	*	3/1972	Komendat et al.	D10/46.1
4,185,583	A	*	1/1980	Stamm	116/225
D300,435	S	*	3/1989	Harris et al.	D20/19
D304,435	S	*	11/1989	Himuro et al.	D12/559
5,294,913	A	*	3/1994	Mower et al.	340/323 R
5,894,261	A	*	4/1999	Green	340/323 R

D418,431	S	*	1/2000	Niksich	D10/46.1
D518,390	S	*	4/2006	Poffenberger	D10/46.1
D596,961	S	*	7/2009	Moran et al.	D10/46.1
D615,423	S	*	5/2010	Alkire et al.	D10/46.1

OTHER PUBLICATIONS

Champion Shuffleboard Excerpts from Catalog, undated, 4 pages.

* cited by examiner

Primary Examiner—Prabhakar Deshmukh

(74) *Attorney, Agent, or Firm*—Hanley, Flight & Zimmerman, LLC

(57) **CLAIM**

The ornamental design for the score board, as shown and described.

DESCRIPTION

FIG. 1 is a perspective view of a score board showing our new design;

FIG. 2 is a right side elevational view thereof, the left side elevational view being a mirror image thereof;


FIG. 3 is a front elevational view thereof, the rear elevational view being a mirror image thereof;

FIG. 4 is a top plan view thereof; and,

FIG. 5 is a bottom plan view thereof.

The shading on the surfaces defines the bounds of the claimed design. The broken lines environmental are for illustrative purpose only and form no part of the claimed design.

1 Claim, 3 Drawing Sheets






FIG. 1

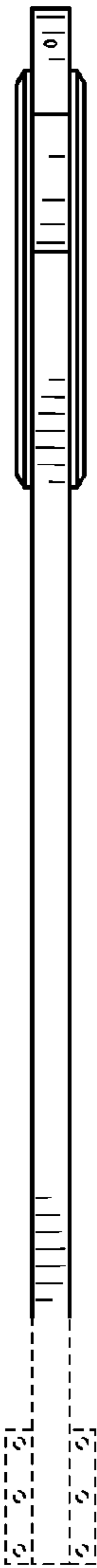


FIG. 2

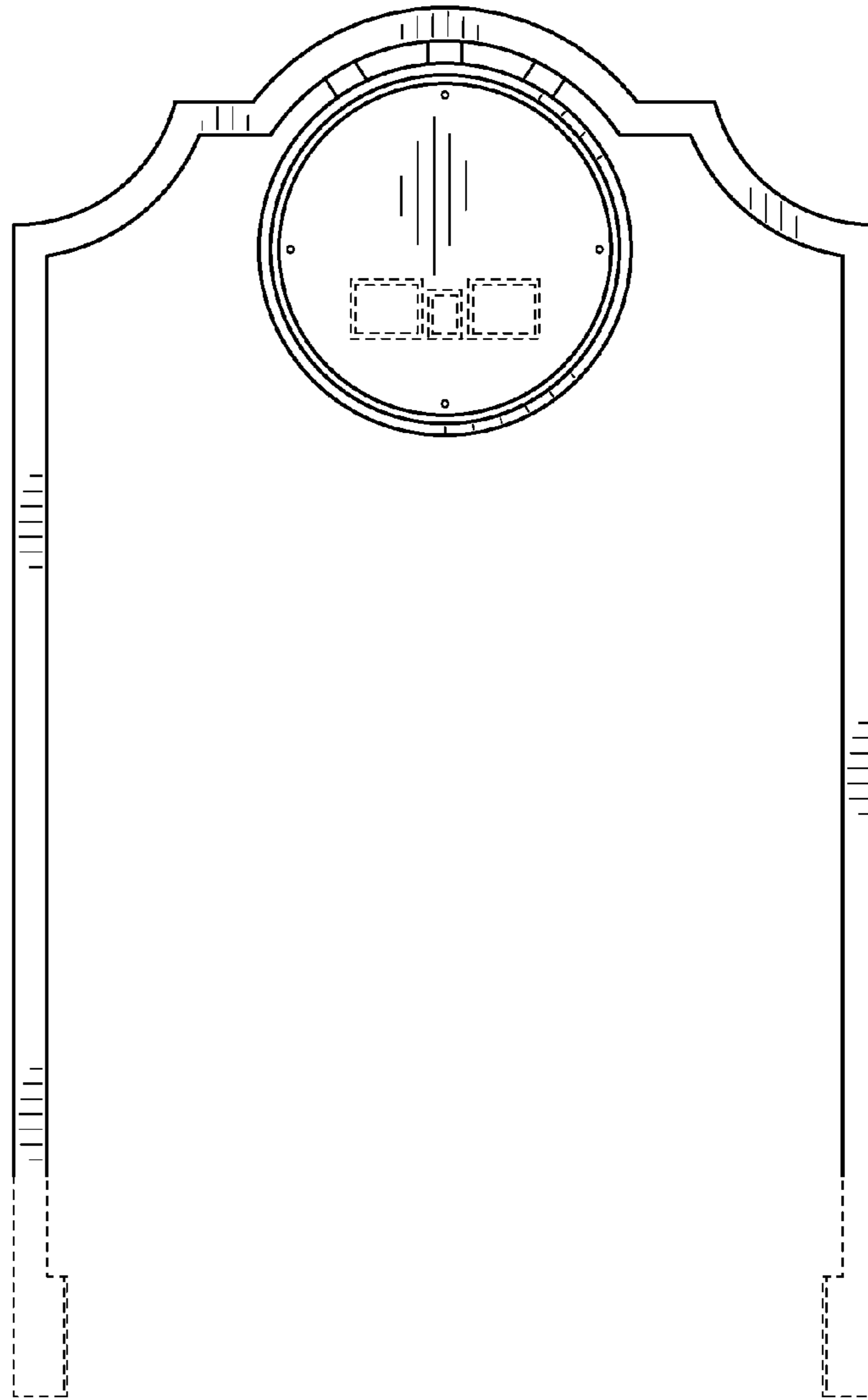


FIG. 3

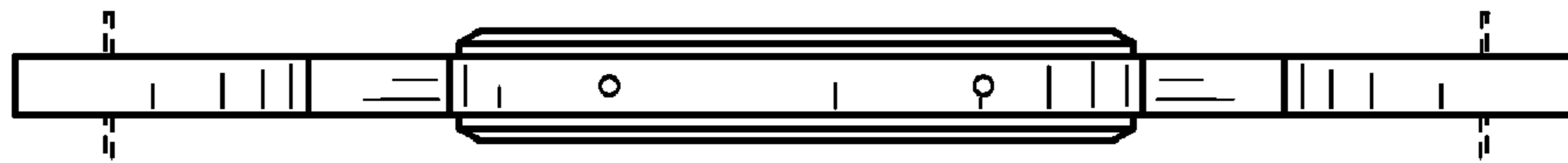


FIG. 4

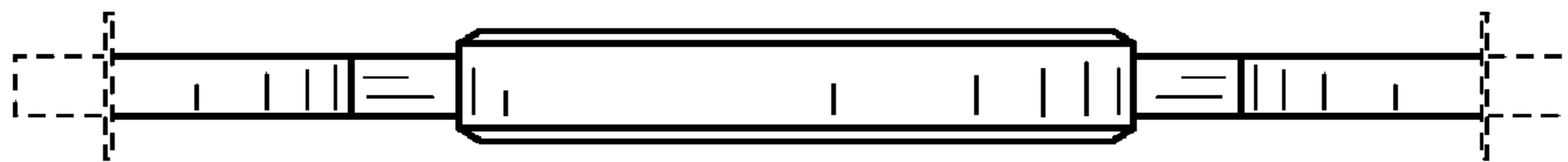


FIG. 5