



US00D632594S

(12) **United States Design Patent**
Laucella

(10) **Patent No.:** **US D632,594 S**

(45) **Date of Patent:** **** Feb. 15, 2011**

(54) **WATCH**

(75) Inventor: **Vincent Laucella**, Le Brassus (CH)

(73) Assignee: **Montres Breguet S.A.**, L'Abbaye (CH)

(**) Term: **14 Years**

(21) Appl. No.: **29/369,309**

(22) Filed: **Sep. 7, 2010**

(51) **LOC (9) Cl.** **10-02**

(52) **U.S. Cl.** **D10/39**

(58) **Field of Classification Search** D10/30-39,
D10/122-132; 368/276, 281, 282, 285, 223,
368/228, 232, 80

See application file for complete search history.

(56) **References Cited**

U.S. PATENT DOCUMENTS

D559,128 S *	1/2008	Laucella	D10/39
D559,131 S *	1/2008	Laucella	D10/39
D567,677 S *	4/2008	Finazzi	D10/34
D573,485 S *	7/2008	Kuchler	D10/32
D574,734 S *	8/2008	Loth	D10/38
D578,413 S *	10/2008	Laucella	D10/39

D585,768 S *	2/2009	Loth	D10/39
D586,238 S *	2/2009	Loth	D10/32
D592,980 S *	5/2009	Laucella	D10/39
D614,514 S *	4/2010	Laucella	D10/39
D615,883 S *	5/2010	Laucella	D10/39
D616,767 S *	6/2010	Laucella	D10/39

* cited by examiner

Primary Examiner—Lucy Lieberman

(74) *Attorney, Agent, or Firm*—Collen IP; Donald J. Ranft

(57) **CLAIM**

The ornamental design for a watch, as shown and described.

DESCRIPTION

FIG. 1 is a front view of a watch, showing my new design; and

FIG. 2 is a rear view thereof;

FIG. 3 is a bottom view thereof;

FIG. 4 is a top view thereof;

FIG. 5 is a right side view thereof;

FIG. 6 is left side view thereof; and,

FIG. 7 is a front perspective view thereof.

1 Claim, 4 Drawing Sheets




Fig. 1




Fig. 2

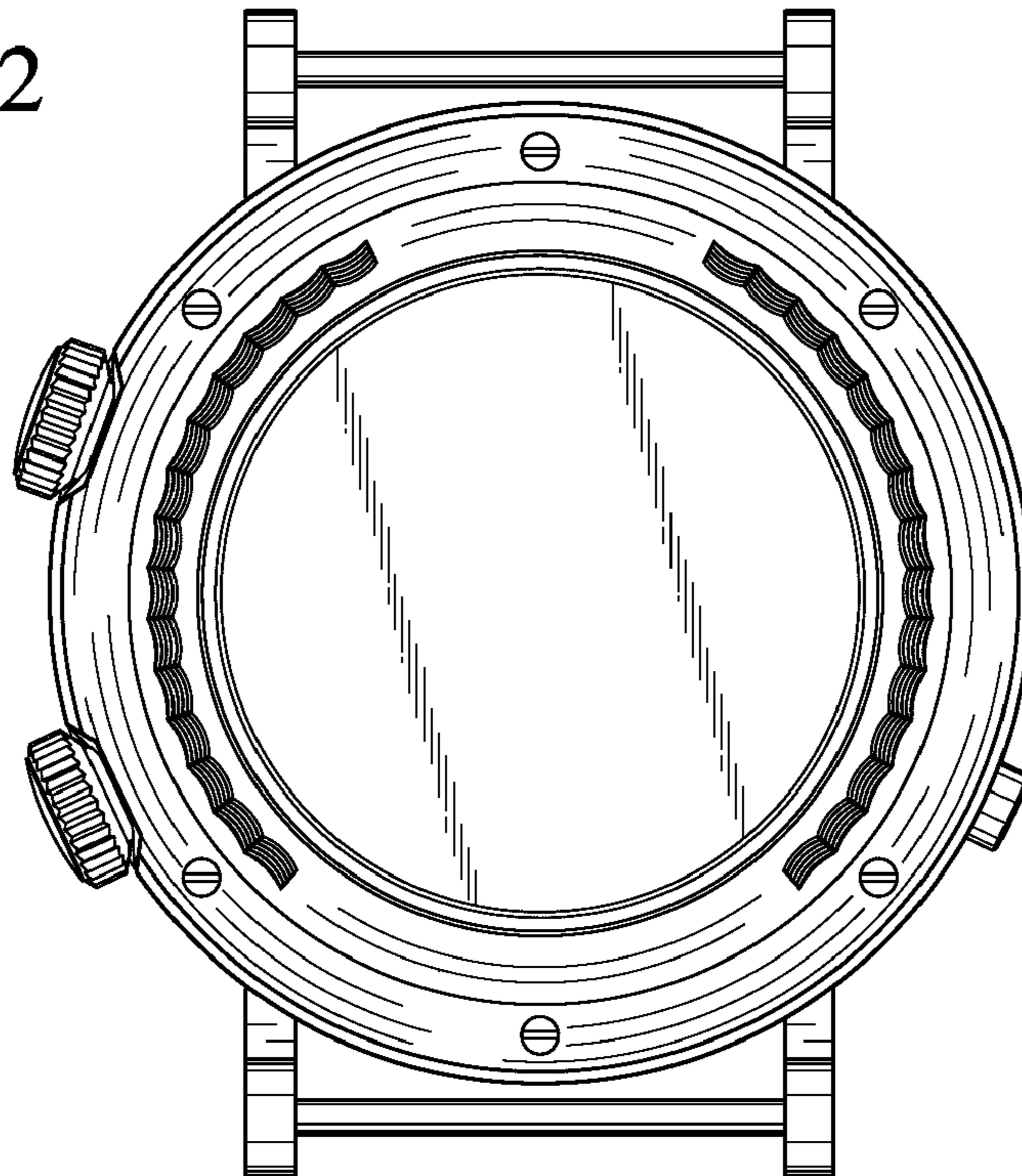


Fig. 3




Fig. 4

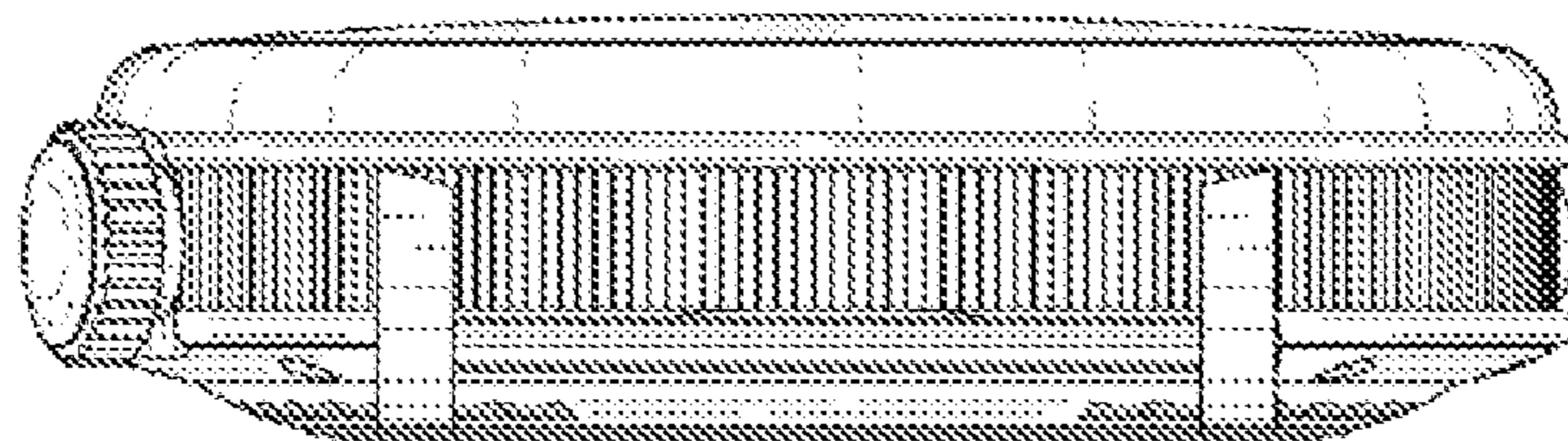


Fig. 5




Fig. 6

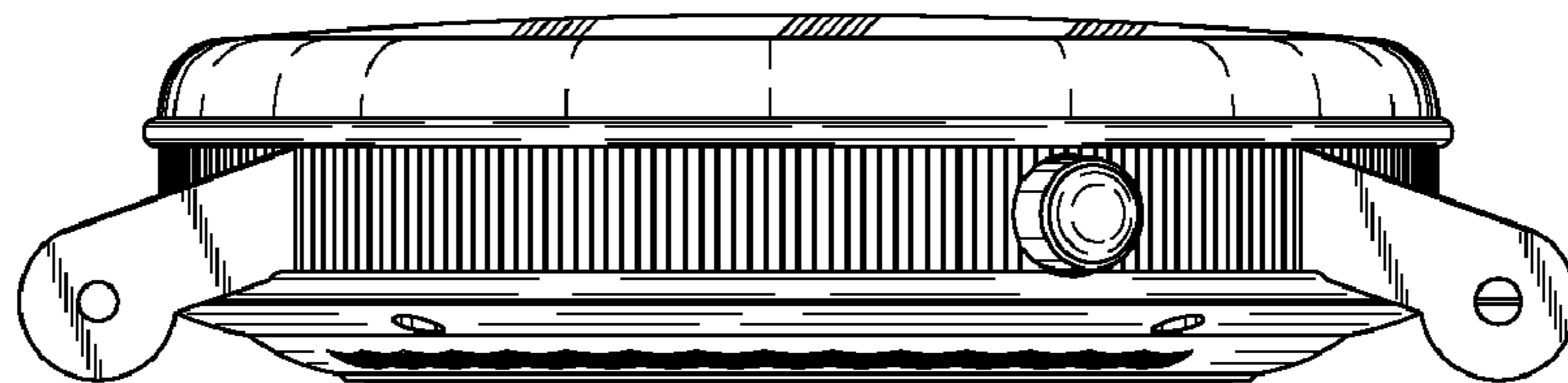


Fig. 7

