



US00D632586S

(12) **United States Design Patent**
Bowers et al.

(10) **Patent No.:** **US D632,586 S**
(45) **Date of Patent:** **** Feb. 15, 2011**

(54) **ANGLED-NECK BOTTLE WITH SPRAYER**

(75) Inventors: **Shannon Navarette Bowers**, Phoenix, AZ (US); **Tirso Olivares**, Chicago, IL (US)

(73) Assignee: **The Dial Corporation**, Scottsdale, AZ (US)

(**) Term: **14 Years**

(21) Appl. No.: **29/354,477**

(22) Filed: **Jan. 25, 2010**

(51) **LOC (9) Cl.** **09-01**

(52) **U.S. Cl.** **D9/685**

(58) **Field of Classification Search** D9/682-694, D9/516-575, 434-436, 443, 447-450; D23/213, D23/223-227; 215/379-385; 220/669-675; 222/129, 135, 153.01, 153.03, 153.04, 153.09, 222/153.11-153.14, 182, 183, 631, 635, 222/209-213, 215, 321.7-321.9, 323-327, 222/372, 373, 378, 379, 383.1, 384-386, 222/398, 400.7, 400.8, 401, 402.1-402.25, 222/465.1, 470-473; 239/525, 526, 527, 239/528, 302, 316, 320, 321, 322, 337, 338, 239/343, 360, 375

See application file for complete search history.

(56) **References Cited**

U.S. PATENT DOCUMENTS

D213,170 S * 1/1969 Muller et al. D9/685
D236,432 S * 8/1975 O'Brien D9/542
D319,972 S * 9/1991 Segati et al. D9/523
D333,609 S * 3/1993 Beaumont D9/685
D402,561 S 12/1998 Utrup et al.
D406,052 S * 2/1999 Dumont et al. D9/685

5,875,940 A * 3/1999 Mayfield 222/382
D427,078 S * 6/2000 Schaaf et al. D9/543
D432,021 S * 10/2000 Caughey et al. D9/543
D444,708 S * 7/2001 Cummings D9/523
D447,954 S * 9/2001 Cummings D9/530
D486,397 S * 2/2004 Crawford et al. D9/523
D495,257 S * 8/2004 Crawford et al. D9/523
D581,805 S * 12/2008 Suxdorf D9/685
2003/0080209 A1 5/2003 Dubreuil et al.
2008/0277430 A1 * 11/2008 Maas et al. 222/376

FOREIGN PATENT DOCUMENTS

WO D54306-001 * 2/2001

* cited by examiner

Primary Examiner—Catherine Tuttle

(74) *Attorney, Agent, or Firm*—Paul A. Pappalardo

(57) **CLAIM**

The ornamental design for an angled-neck bottle with sprayer, as shown and described.

DESCRIPTION

FIG. 1 is an upper perspective view of an angled-neck bottle with sprayer embodying our new design;

FIG. 2 is a front elevation view thereof;

FIG. 3 is a rear elevation view thereof;

FIG. 4 is a right side elevation view thereof;

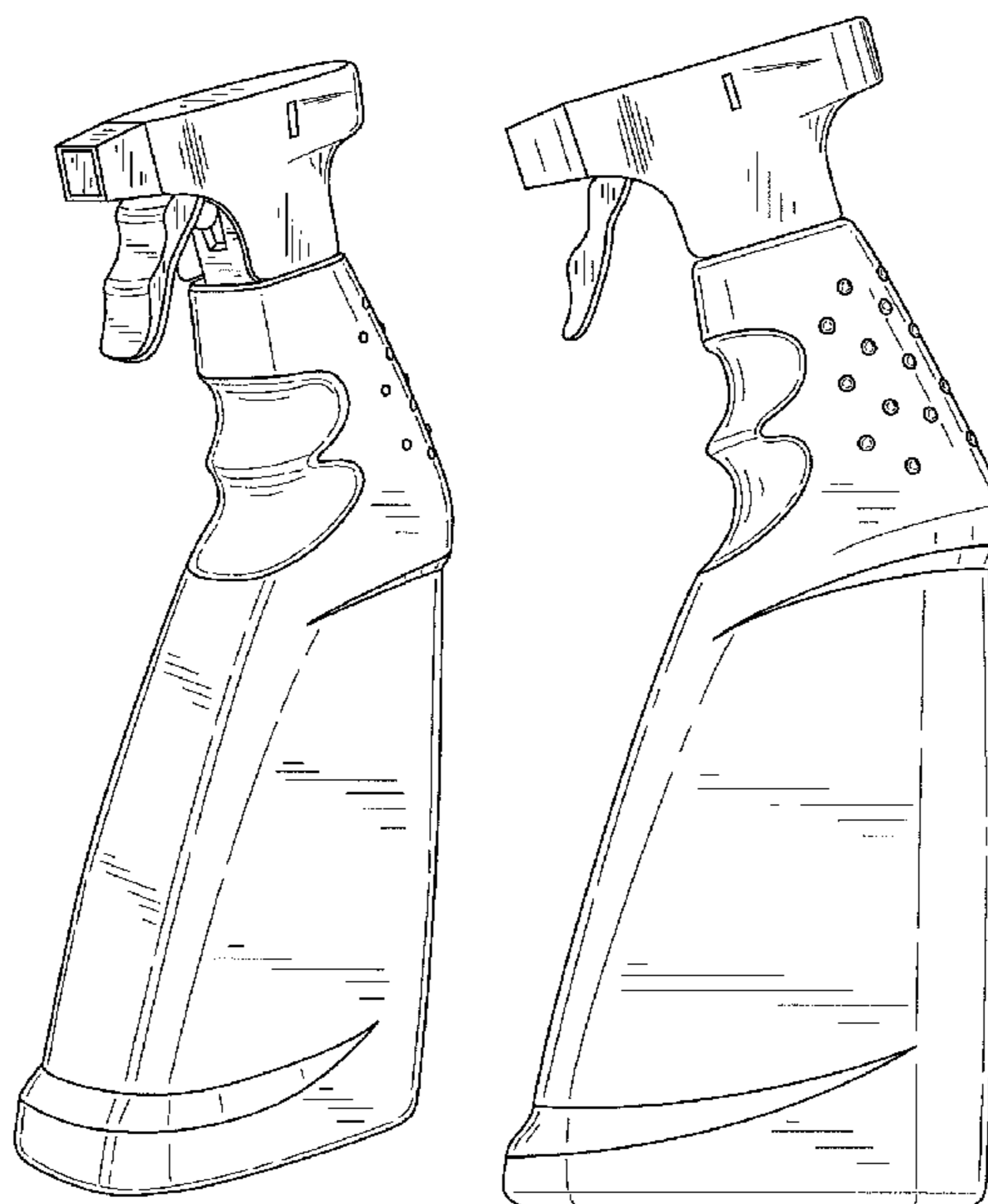
FIG. 5 is a left side elevation view thereof;

FIG. 6 is a top plan view thereof; and,

FIG. 7 is a bottom plan view thereof.

The broken lines in FIG. 7 are included for the purpose of illustrating a portion of the angled-neck bottle with sprayer that forms no part of the claimed design.

1 Claim, 5 Drawing Sheets



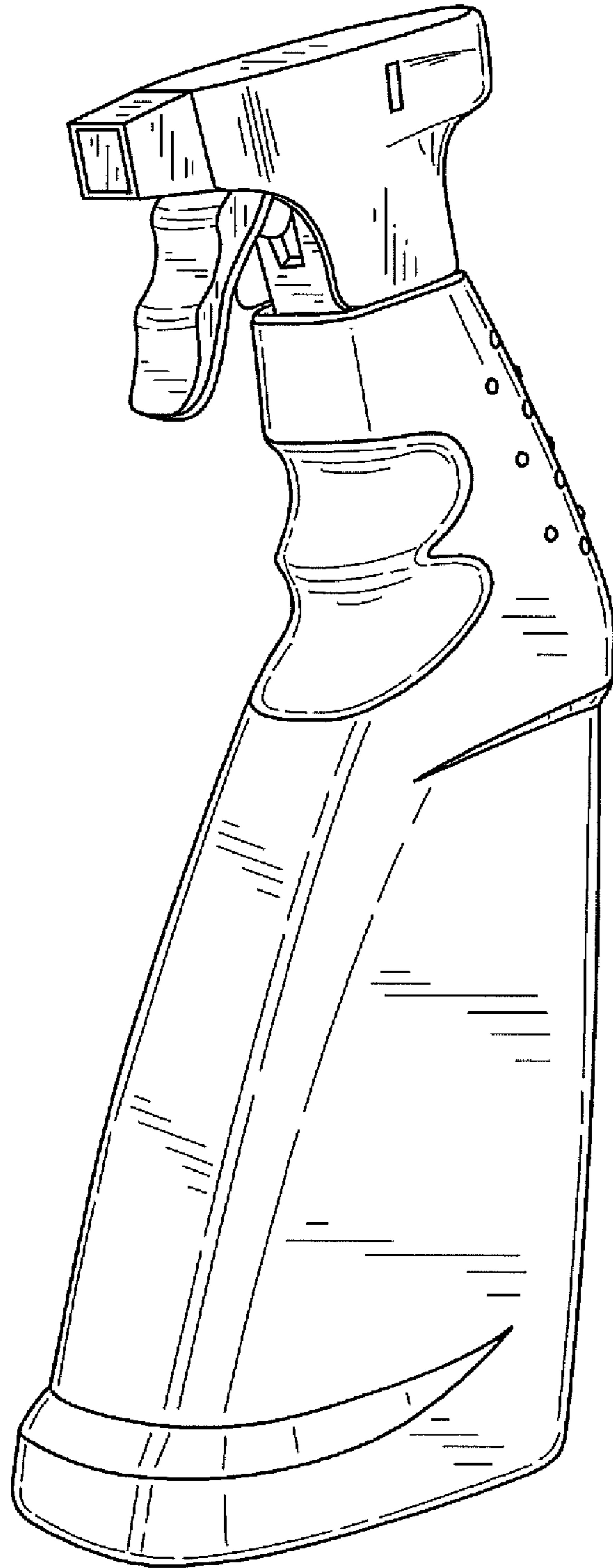


FIG. 1

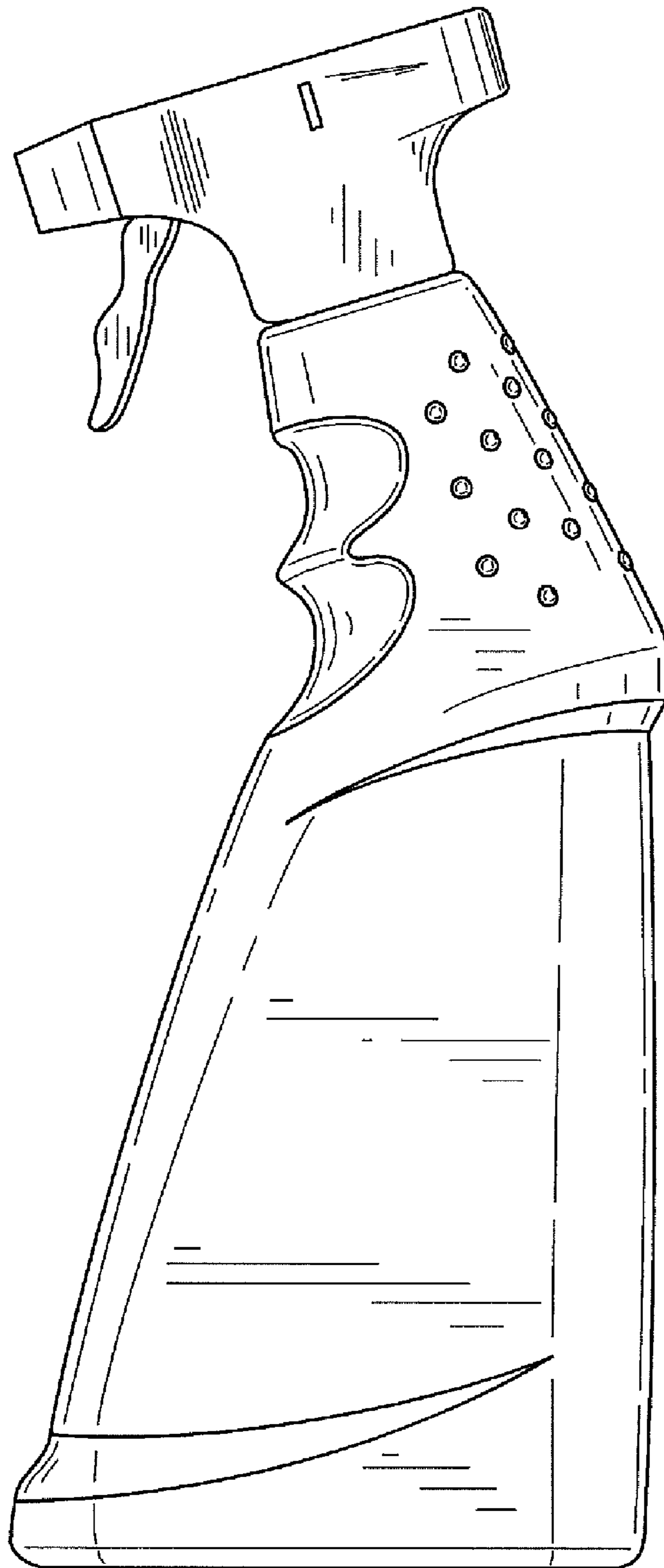


FIG.2

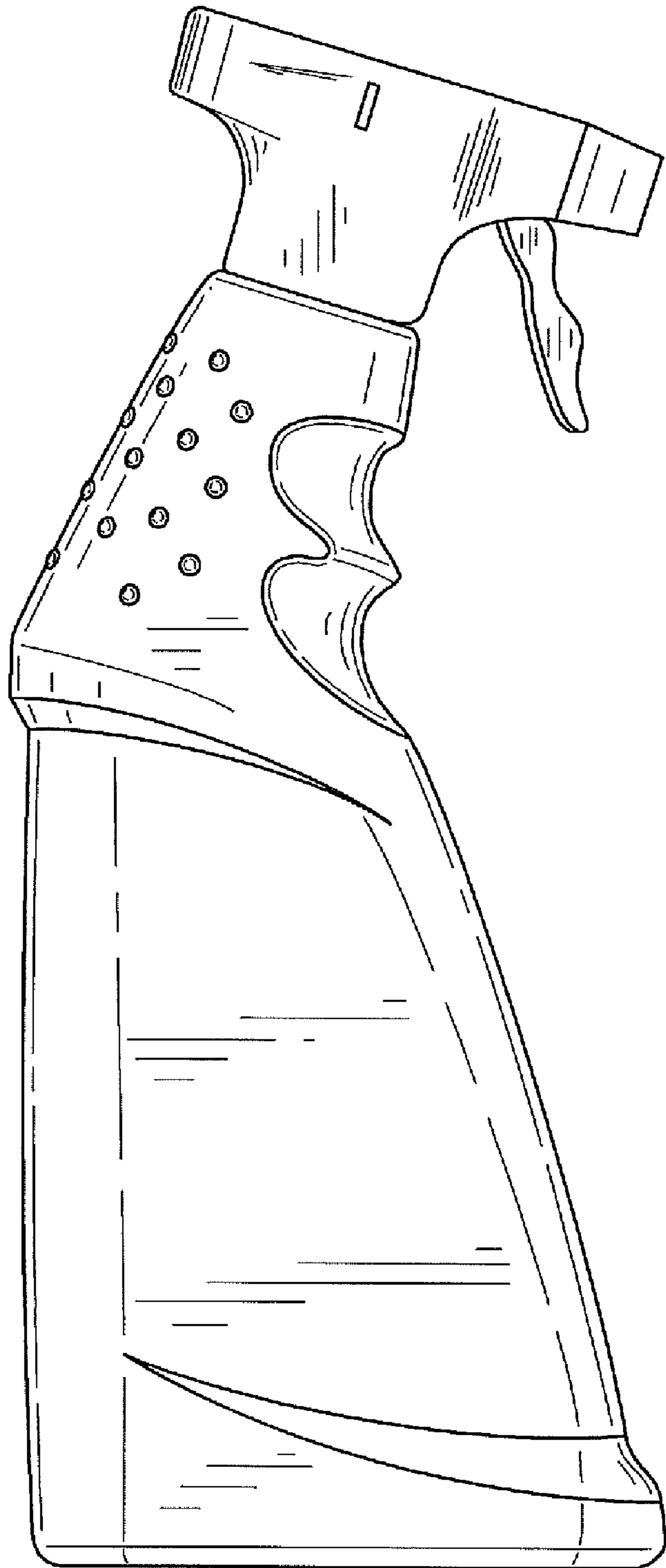


FIG. 3

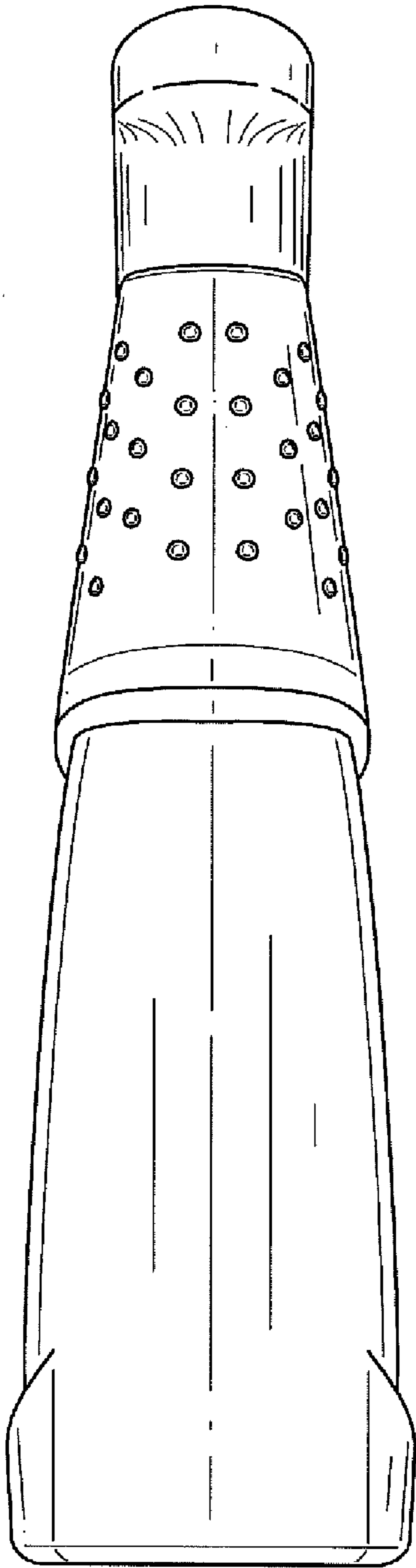


FIG. 4



FIG. 5

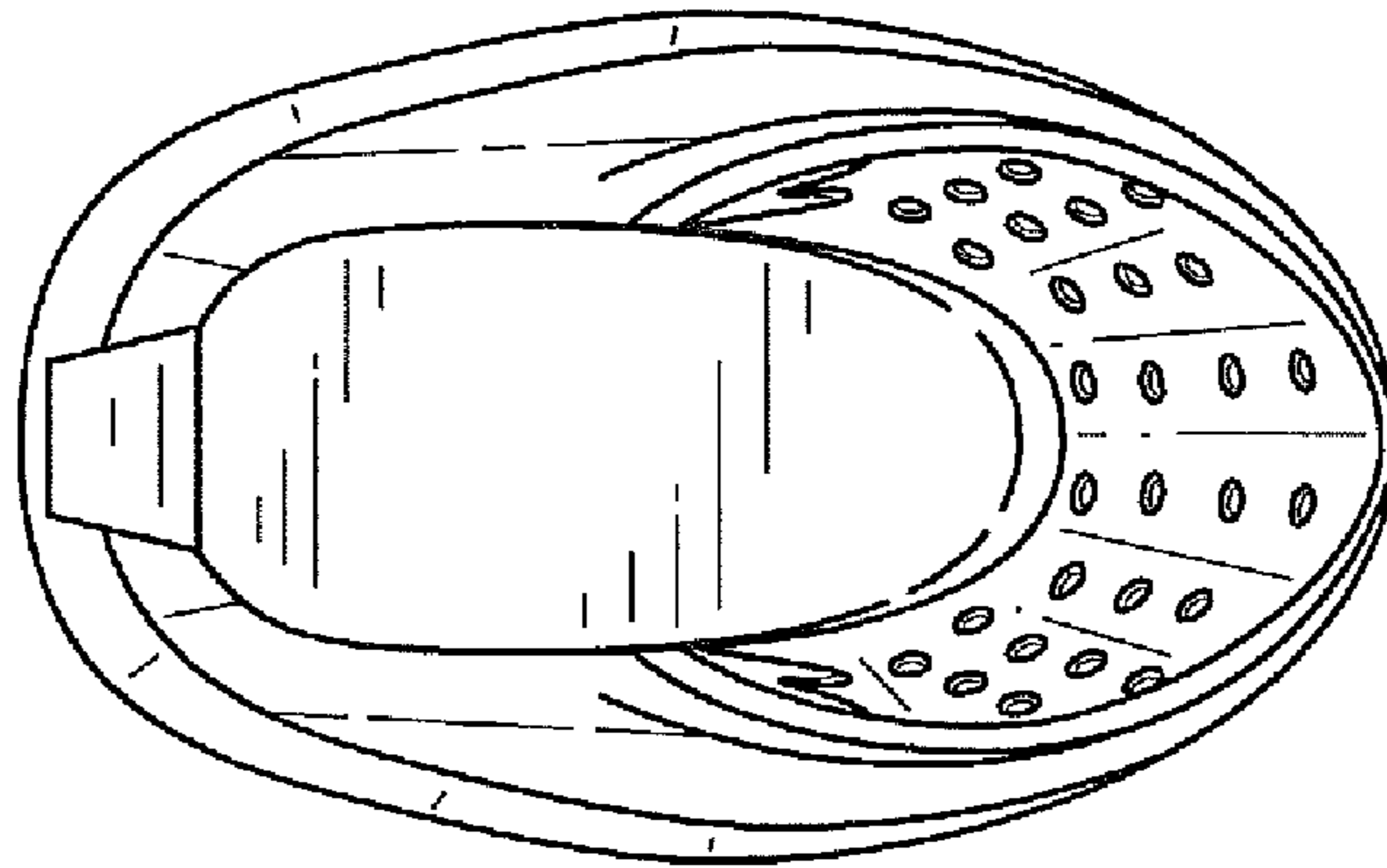


FIG. 6

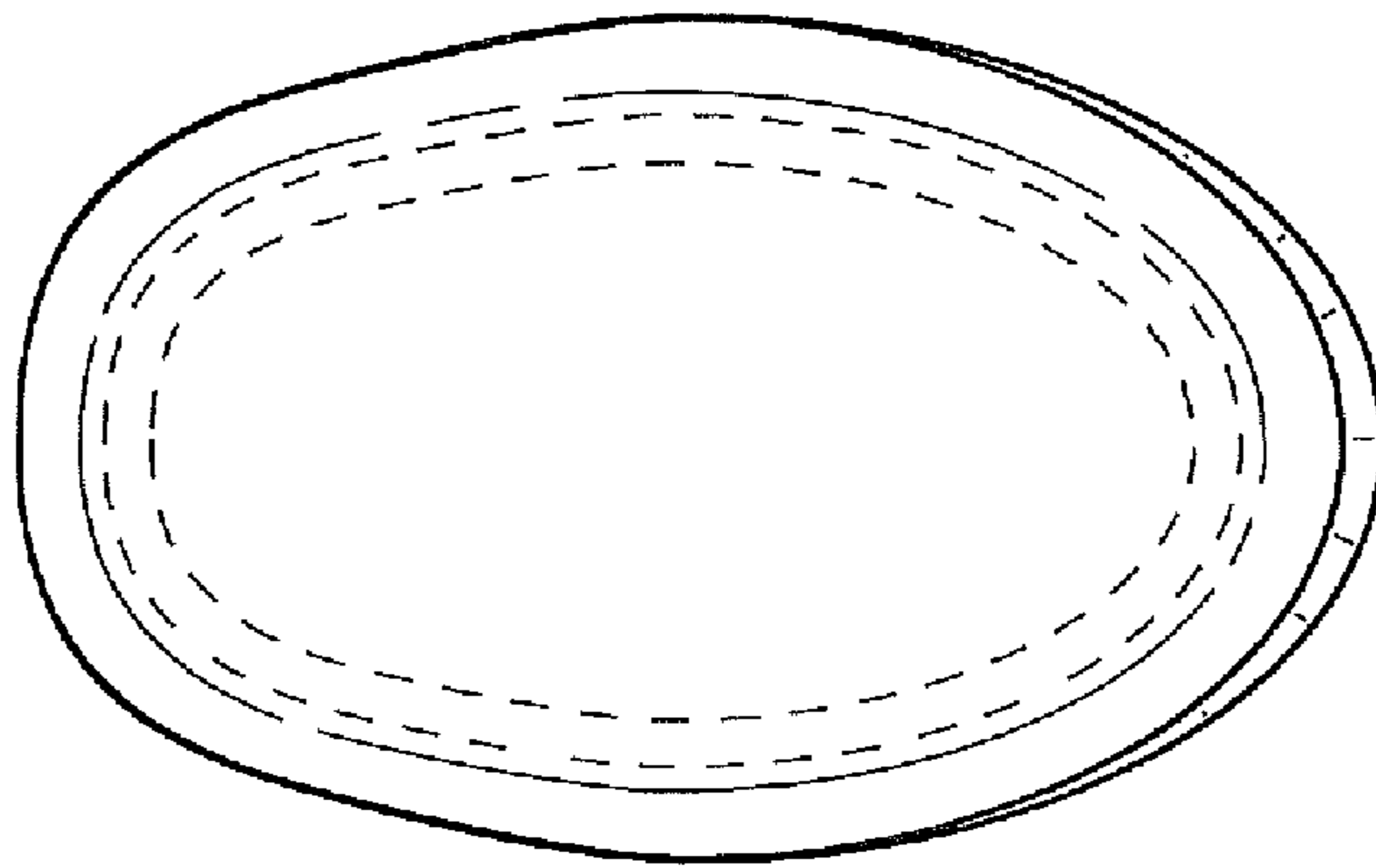


FIG. 7