



US00D632573S

(12) **United States Design Patent**
Bolsinger

(10) **Patent No.:** **US D632,573 S**

(45) **Date of Patent:** **** Feb. 15, 2011**

(54) **PORTION OF A TOOTHBRUSH PACKAGE**

(75) Inventor: **Kindra K. Bolsinger**, Cincinnati, OH
(US)

(73) Assignee: **The Procter & Gamble Company**,
Cincinnati, OH (US)

(**) Term: **14 Years**

(21) Appl. No.: **29/368,529**

(22) Filed: **Aug. 25, 2010**

Related U.S. Application Data

(62) Division of application No. 29/328,565, filed on Nov. 26, 2008.

(51) **LOC (9) Cl.** **09-03**

(52) **U.S. Cl.** **D9/457; D9/434**

(58) **Field of Classification Search** D9/624,
D9/500, 457, 456, 447, 446, 435, 434, 433,
D9/432, 425, 424, 418, 415, 414; D7/392,
D7/392.1; D5/57, 56; D3/201; D20/22;
229/313, 225, 222, 212, 209, 208, 149, 728
See application file for complete search history.

(56) **References Cited**

U.S. PATENT DOCUMENTS

- D408,278 S * 4/1999 Konop D9/415
- D425,414 S * 5/2000 Baker et al. D9/415
- D501,791 S * 2/2005 Geiberger et al. D9/415
- D543,112 S * 5/2007 Bridgman et al. D9/516
- D554,501 S * 11/2007 Bone et al. D9/432
- D567,080 S * 4/2008 Bone et al. D9/432
- D582,765 S * 12/2008 Gustafson et al. D9/434
- D586,210 S * 2/2009 Noschang et al. D9/434
- D586,215 S * 2/2009 Gonzalez et al. D9/516

- D590,245 S * 4/2009 Nanda D9/415
- D599,657 S * 9/2009 Bruno et al. D9/434
- D600,551 S * 9/2009 Bruno et al. D9/434
- D607,323 S * 1/2010 Bruno et al. D9/434

OTHER PUBLICATIONS

U.S. Appl. No. 29/308,505, filed Jun. 20, 2008, Sara Keating et al.
U.S. Appl. No. 29/328,565, filed Nov. 26, 2008, Kindra K. Bolsinger.

* cited by examiner

Primary Examiner—Susan Bennett Hattan

(74) *Attorney, Agent, or Firm*—George H. Leal

(57) **CLAIM**

The ornamental design for a portion of a toothbrush package, as shown and described.

DESCRIPTION

FIG. 1 is a front view of a portion of a toothbrush package showing my new design;

FIG. 2 is a front view of a second embodiment of a portion of a toothbrush package, it being understood that the similarly stippled areas represent areas having similar color;

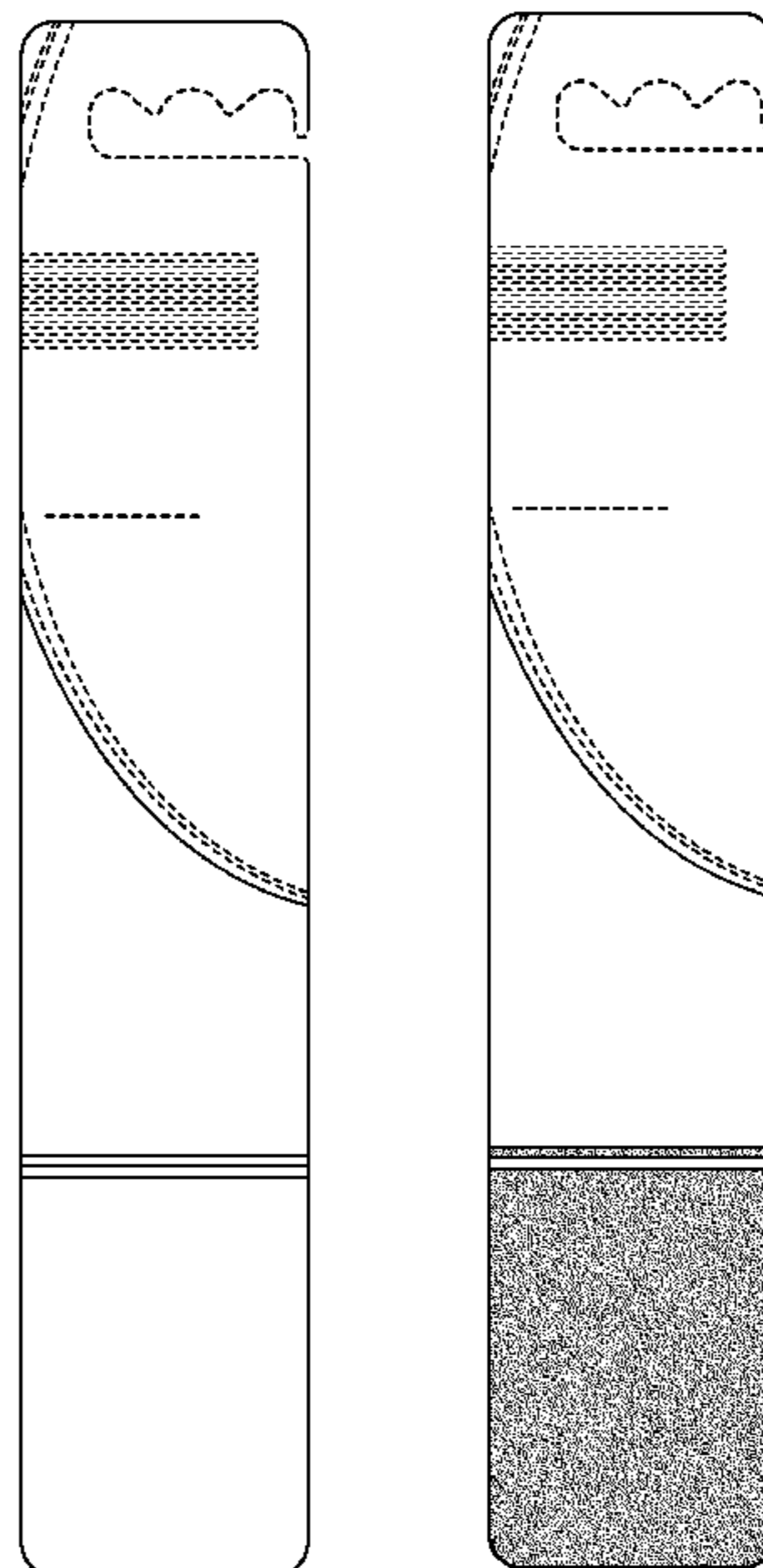
FIG. 3 is a back view of the portion of a toothbrush package shown in FIGS. 1 and 2;

FIG. 4 is a right side view of the portion of a toothbrush package shown in FIGS. 1 and 2, it being understood that the left side is a mirror image of the right side; and,

FIG. 5 is a top view of the portion of the toothbrush package shown in FIGS. 1 and 2, it being understood that the bottom view is a mirror image of the top view.

The broken lines are included for the purpose of illustrating a portion of the toothbrush package that forms no part of the claimed design.

1 Claim, 2 Drawing Sheets



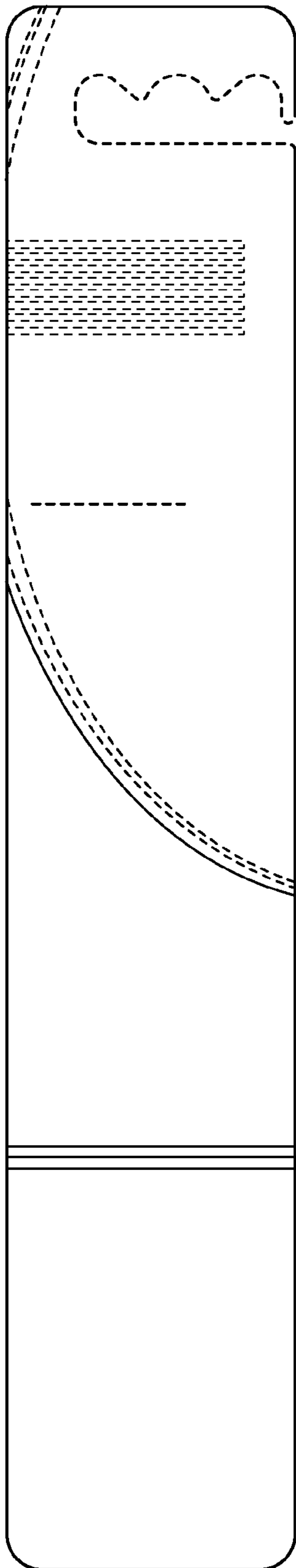


Fig. 1

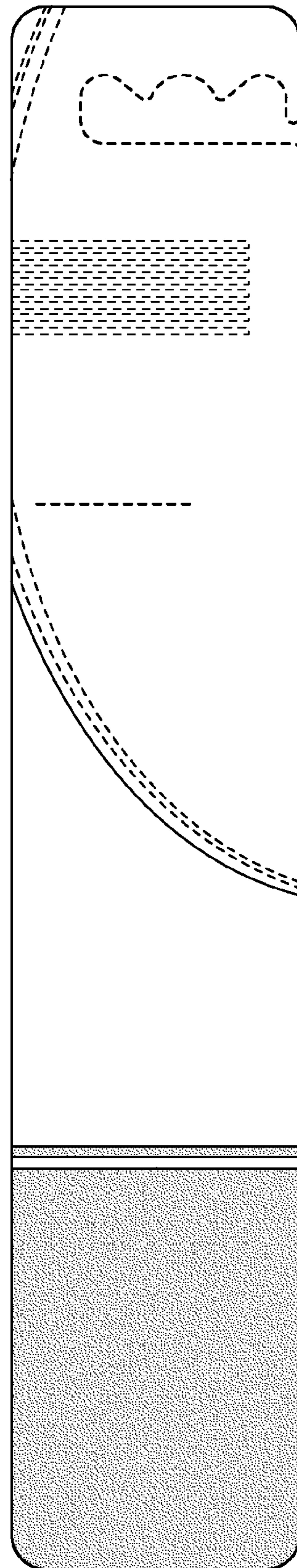


Fig. 2




Fig. 3



Fig. 4



Fig. 5