



US00D632543S

(12) **United States Design Patent**
Liu

(10) **Patent No.:** **US D632,543 S**
(45) **Date of Patent:** **** Feb. 15, 2011**

(54) **HEAD SHAPED KEY**

(75) Inventor: **Yung-Ying Liu**, Pingtung (TW)

(73) Assignee: **Tai Tong Metal Industrial Co., Ltd.**,
Pingtung (TW)

(**) Term: **14 Years**

(21) Appl. No.: **29/365,158**

(22) Filed: **Jul. 3, 2010**

(51) **LOC (9) Cl.** **08-07**

(52) **U.S. Cl.** **D8/348**

(58) **Field of Classification Search** D8/347,
D8/348, 330; 70/51, 393, 401, 405-408,
70/450, 336, 345, 346, 265, 371, 271, 423-430
See application file for complete search history.

(56) **References Cited**

U.S. PATENT DOCUMENTS

D188,343	S	*	7/1960	Sedley	D8/348
D190,598	S	*	6/1961	Manzardo	D8/348
3,349,589	A	*	10/1967	Fricke	70/395
D225,301	S	*	12/1972	Uliano	D8/348
4,305,267	A	*	12/1981	Nish et al.	70/395
5,577,403	A	*	11/1996	Steeley	70/456 R
6,109,073	A	*	8/2000	Parsons	70/16

D461,701	S	*	8/2002	Kang	D8/347
D492,186	S	*	6/2004	Howard	D8/347
7,043,945	B2	*	5/2006	Hollingsworth	70/16
D557,110	S	*	12/2007	Castegnier	D8/347
D605,495	S	*	12/2009	Elhaj	D8/347
D608,618	S	*	1/2010	Rand	D8/348

* cited by examiner

Primary Examiner—Prabhakar Deshmukh
(74) *Attorney, Agent, or Firm*—Pro-Techtor Int’l Services;
Ralph Willgohs

(57) **CLAIM**

The ornamental design for a head shaped key, as shown.

DESCRIPTION

FIG. 1 is a perspective view of a coat head key showing my new design;

FIG. 2 is a front elevational view thereof;

FIG. 3 is a rear elevational view thereof;

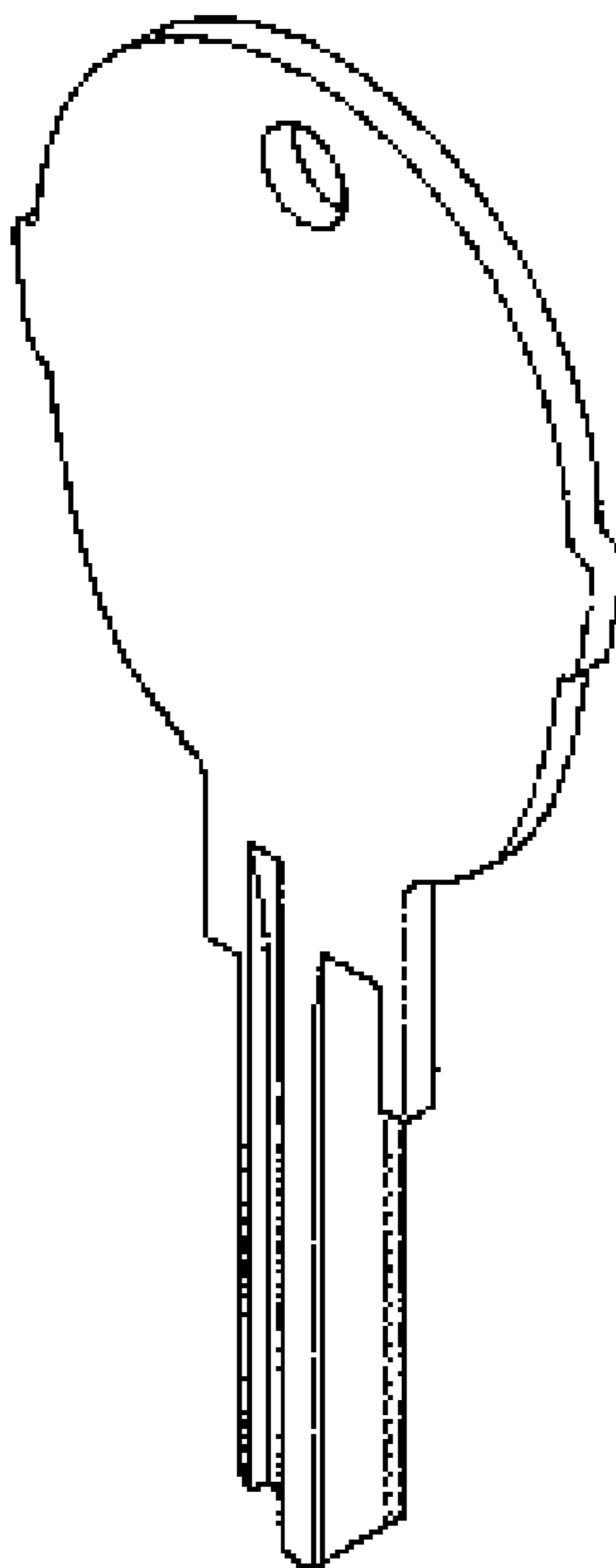
FIG. 4 is a left side elevational view thereof;

FIG. 5 is a right side elevational view thereof;

FIG. 6 is a top plan view thereof; and,

FIG. 7 is a bottom plan view thereof.

1 Claim, 2 Drawing Sheets



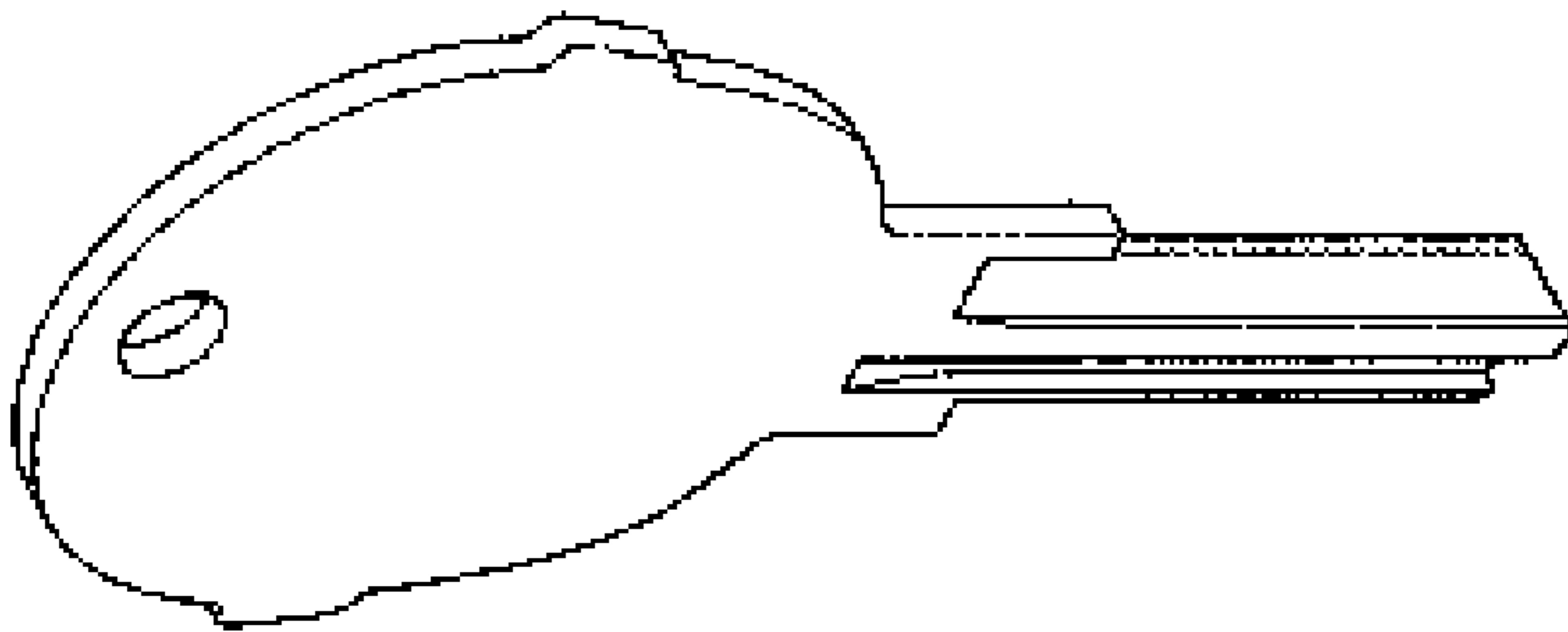


FIG. 1

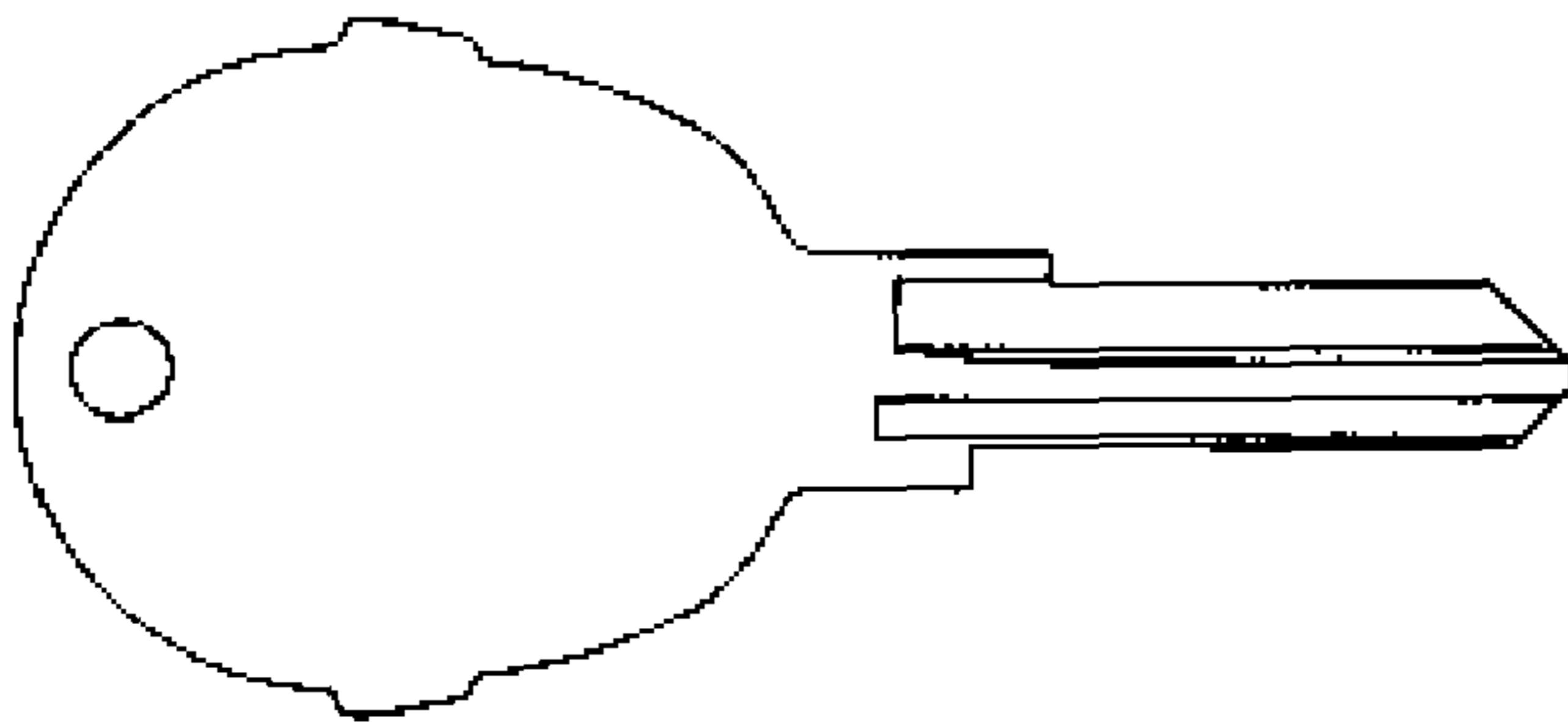


FIG. 2

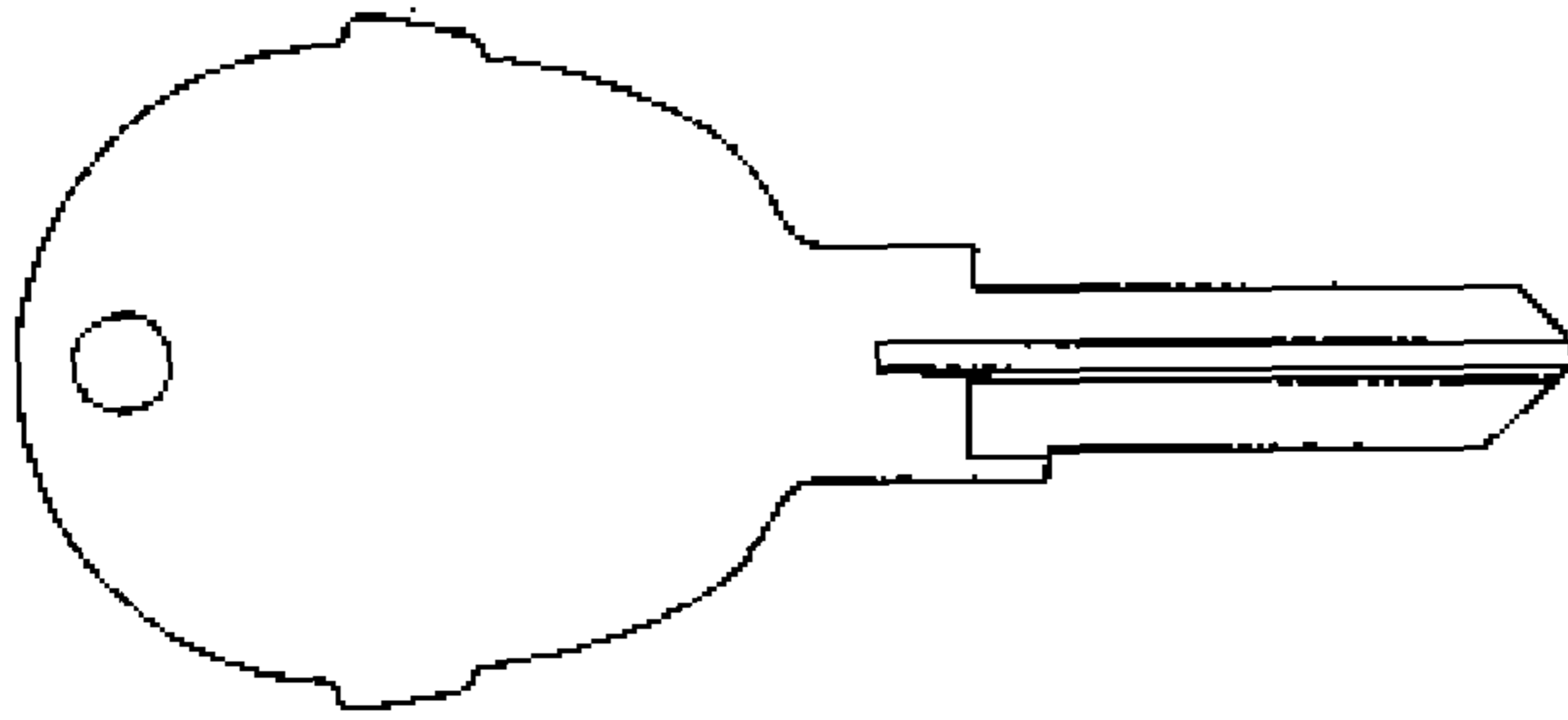


FIG. 3




FIG. 4

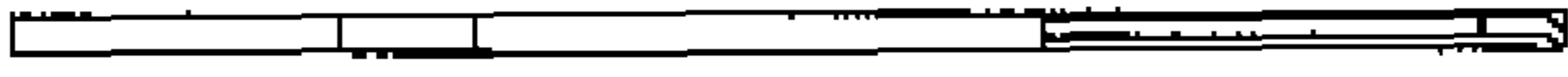


FIG. 5

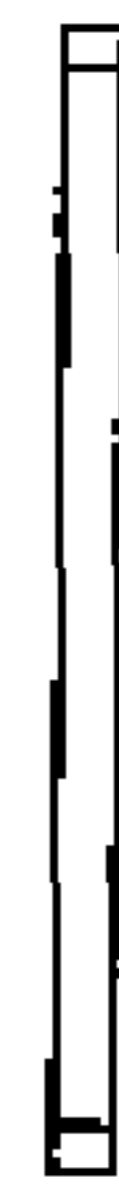


FIG. 6



FIG. 7