



US00D632541S

(12) **United States Design Patent**
Dresser

(10) **Patent No.:** **US D632,541 S**

(45) **Date of Patent:** **** Feb. 15, 2011**

(54) **CABLE SEAL**

(75) Inventor: **Zachary M. Dresser**, Chicago, IL (US)

(73) Assignee: **Illinois Tool Works Inc.**, Glenview, IL (US)

(**) Term: **14 Years**

(21) Appl. No.: **29/353,540**

(22) Filed: **Jan. 11, 2010**

(51) **LOC (9) Cl.** **08-07**

(52) **U.S. Cl.** **D8/333; D8/330; D8/339**

(58) **Field of Classification Search** D8/330,
D8/333, 339, 343, 349, 357, 382, 387, 294,
D8/400; 70/51, 431, 456, 18, 30; 292/307 R,
292/317, 318, 323, 324, 325

See application file for complete search history.

(56) **References Cited**

U.S. PATENT DOCUMENTS

4,342,477	A *	8/1982	McClure	292/307 R
D347,157	S *	5/1994	Brown	D8/333
5,481,888	A *	1/1996	Perry	70/18
5,647,620	A *	7/1997	Kuenzel	292/317
6,003,348	A *	12/1999	McCrea	70/18
6,283,517	B1 *	9/2001	Nazzari	292/321

D457,417	S *	5/2002	De Lima Castro	D8/333
D469,332	S *	1/2003	Meekma et al.	D8/333
D523,729	S *	6/2006	Gorst	D8/333
D535,177	S *	1/2007	Hsieh	D8/333
7,318,563	B2 *	1/2008	Houts	242/613
D619,875	S *	7/2010	McCauley	D8/333

* cited by examiner

Primary Examiner—Prabhakar Deshmukh

(74) *Attorney, Agent, or Firm*—Paul F. Donovan; Mark W. Croll

(57) **CLAIM**

The ornamental design for a cable seal, as shown and described.

DESCRIPTION

FIG. 1 is a perspective view of the invention showing the new design;

FIG. 2 is a back end view thereof;

FIG. 3 is a front end view thereof;

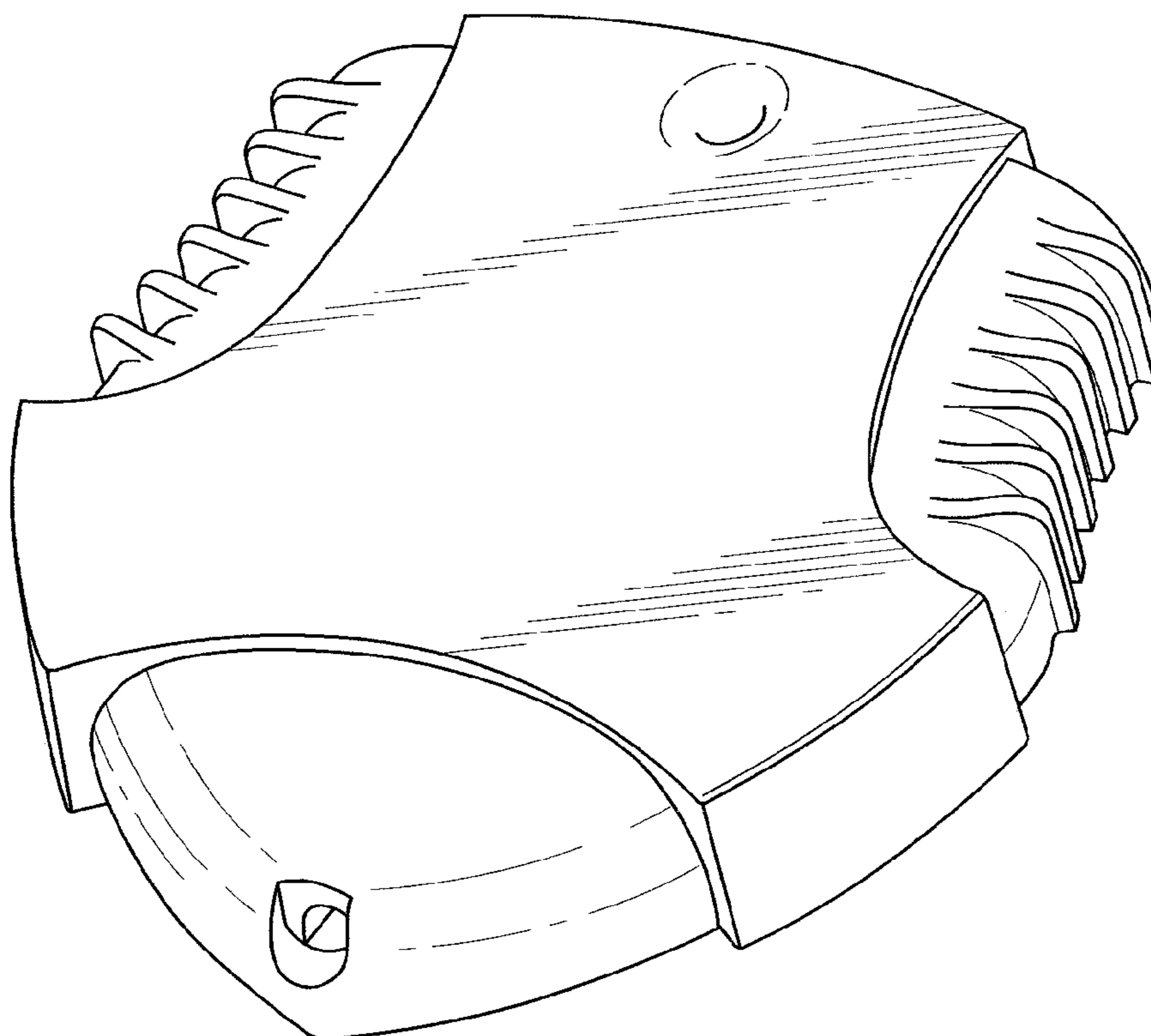
FIG. 4 is a bottom view thereof;

FIG. 5 is a left side view thereof;

FIG. 6 is a top view thereof; and,

FIG. 7 is a right side view thereof.

1 Claim, 6 Drawing Sheets



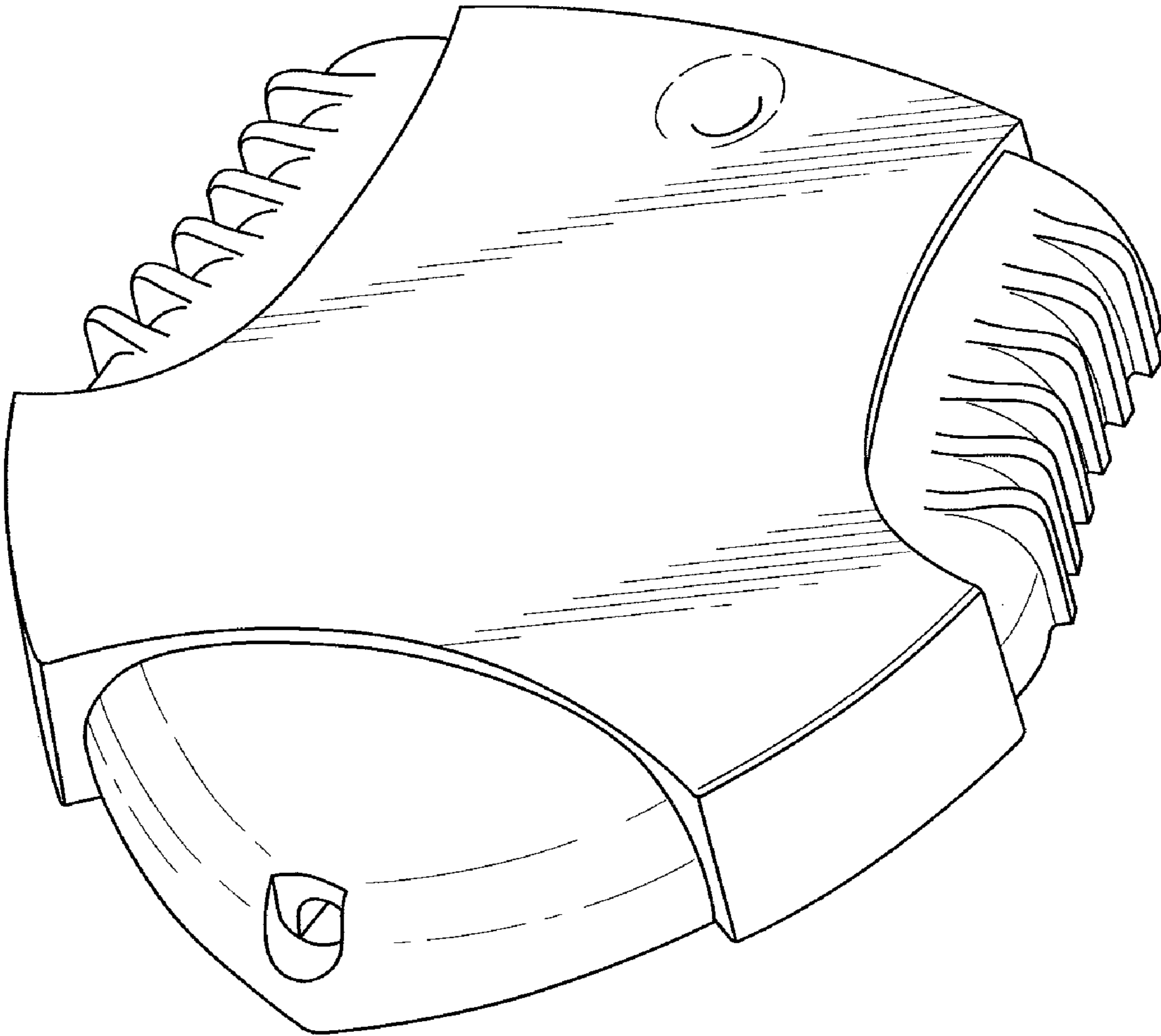


Fig. 1




Fig. 2

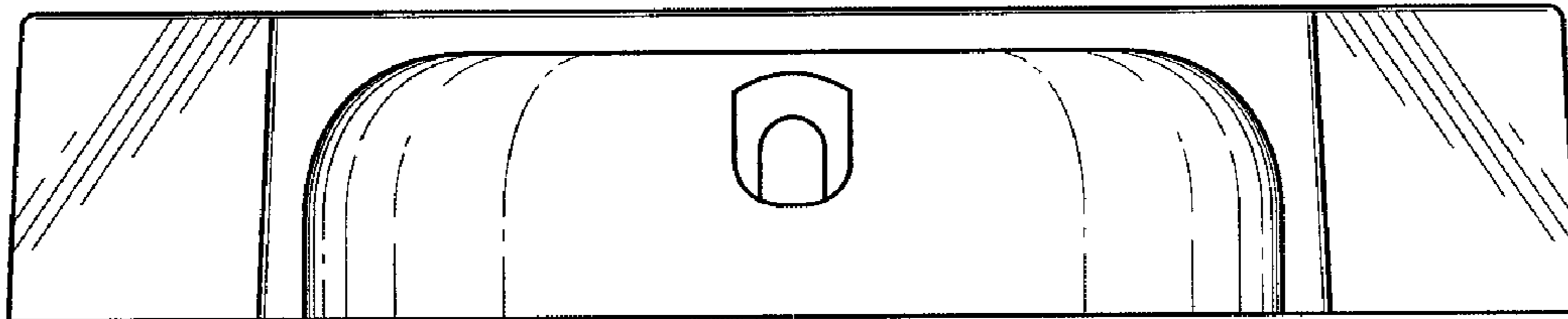


Fig. 3

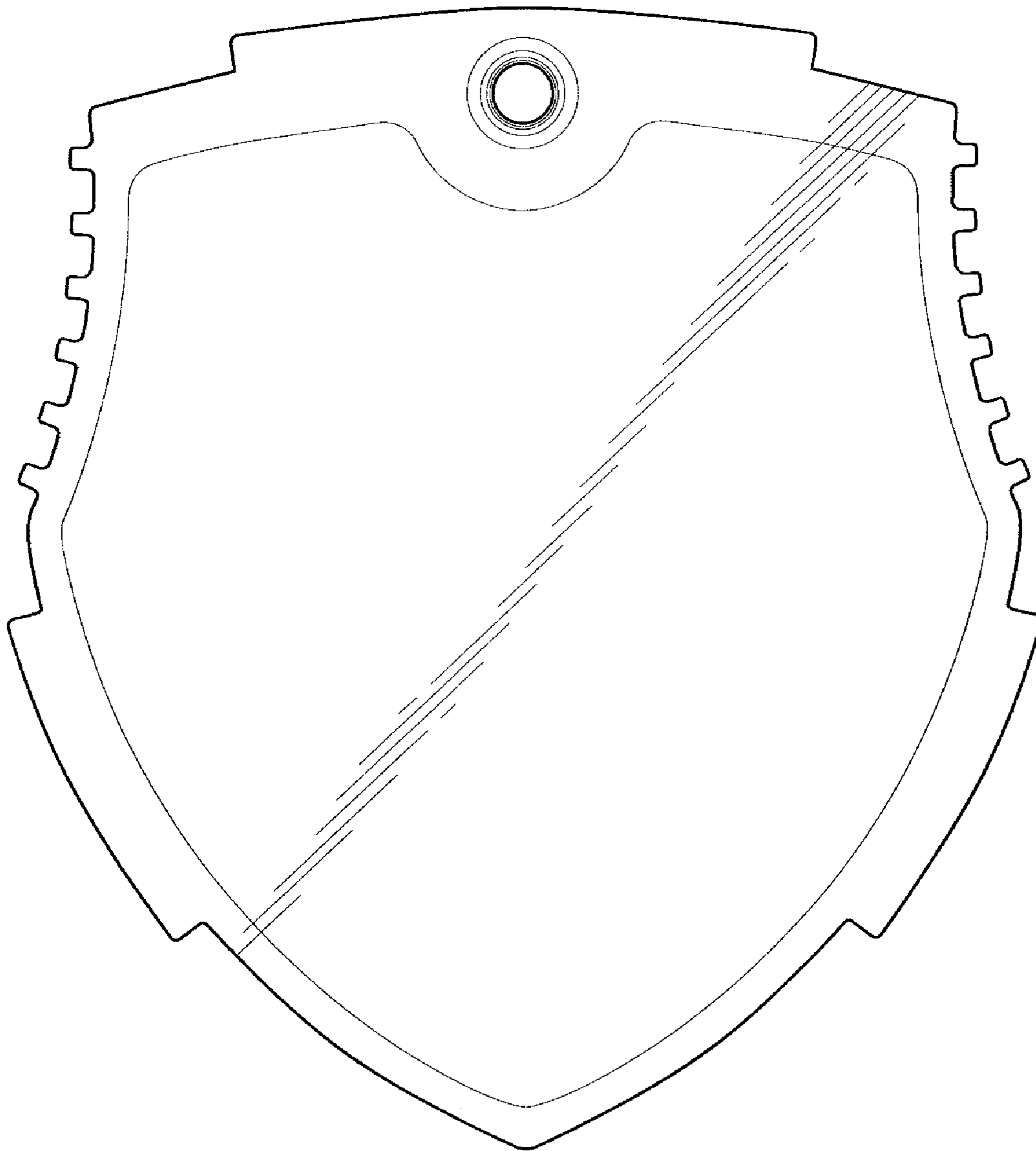


Fig. 4

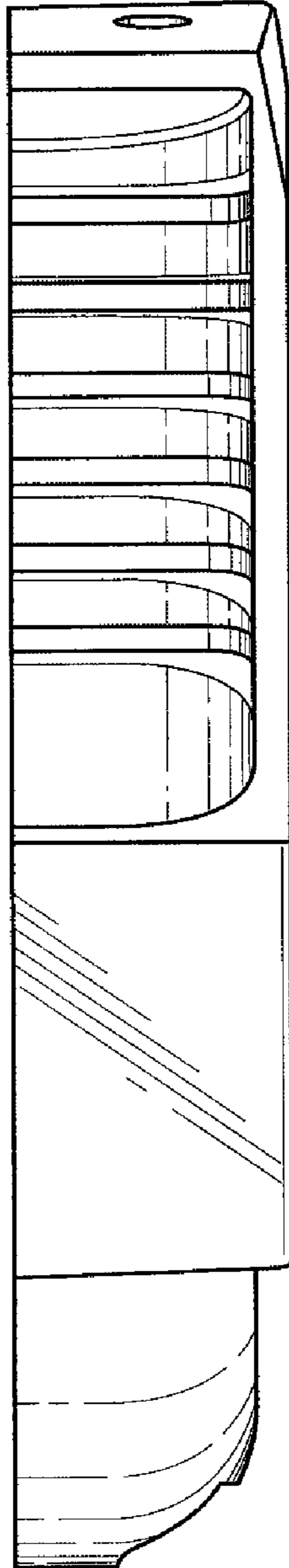


Fig. 5

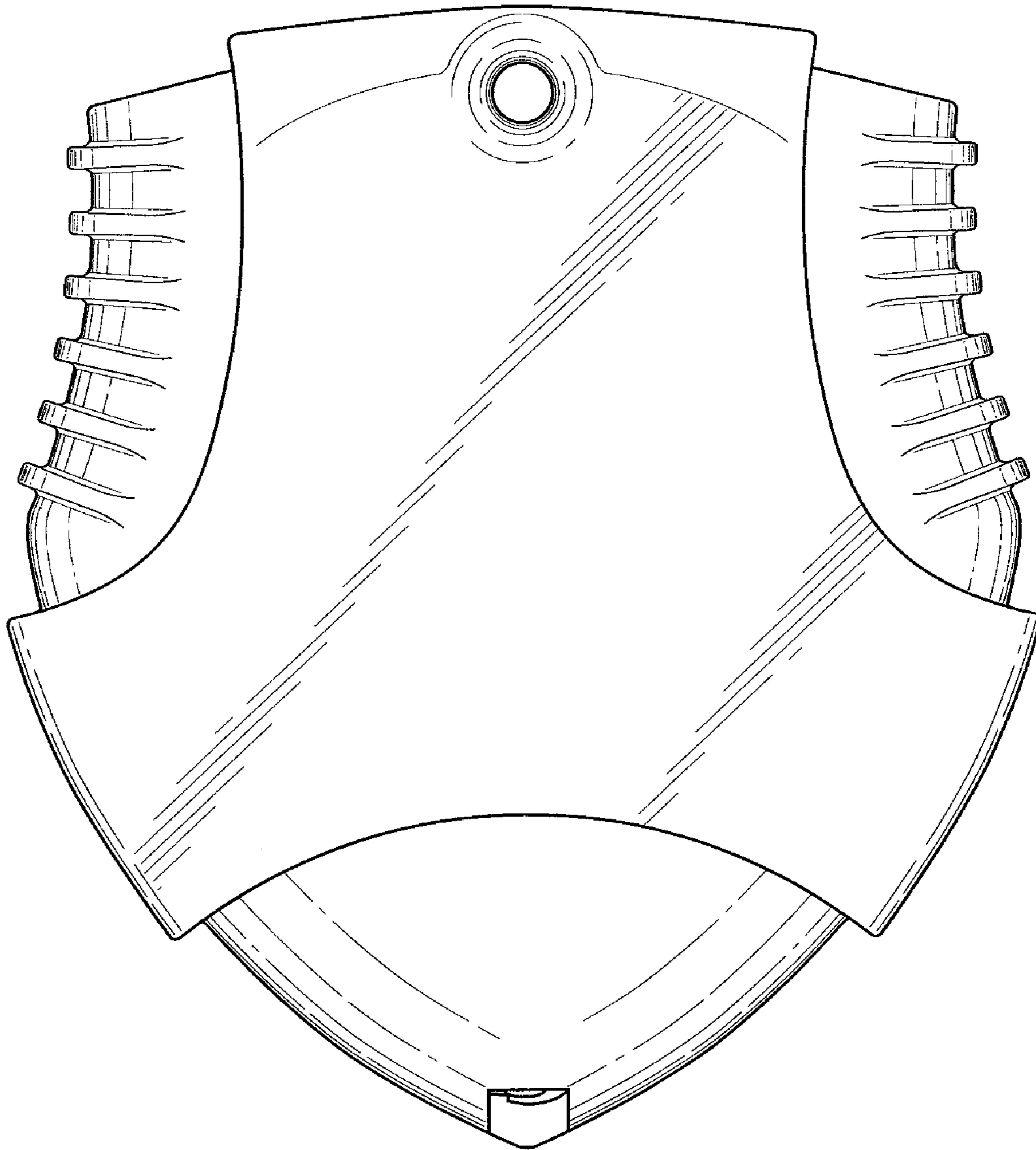


Fig. 6

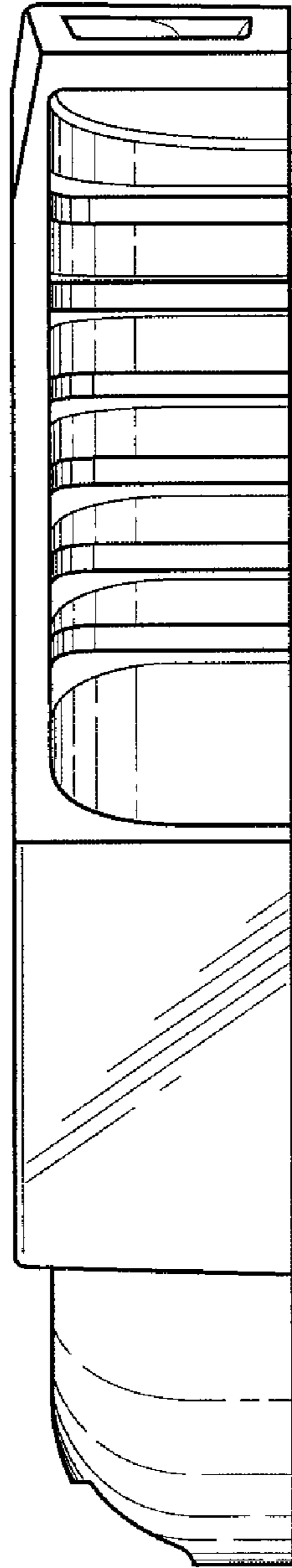


Fig. 7