



US00D632525S

(12) **United States Design Patent**
George

(10) **Patent No.:** **US D632,525 S**

(45) **Date of Patent:** **** Feb. 15, 2011**

(54) **BEVERAGE CONTAINER**

(75) Inventor: **Sarah Danger George**, Seattle, WA
(US)

(73) Assignee: **Pacific Market International, LLC**,
Seattle, WA (US)

(**) Term: **14 Years**

(21) Appl. No.: **29/366,558**

(22) Filed: **Jul. 27, 2010**

D579,720 S *	11/2008	Rohe	D7/510
D580,226 S *	11/2008	Homma	D7/510
D586,182 S *	2/2009	Trombly	D7/510
D588,871 S *	3/2009	Miller et al.	D7/510
D592,909 S *	5/2009	Alviar et al.	D7/510
D593,365 S *	6/2009	Miller et al.	D7/510
D598,712 S *	8/2009	Alviar et al.	D7/510
D599,168 S *	9/2009	Alviar et al.	D7/510
D602,308 S *	10/2009	Alviar et al.	D7/510
D604,103 S *	11/2009	Alviar et al.	D7/533
D610,459 S *	2/2010	Nagata	D9/504
D615,359 S *	5/2010	George	D7/510
D617,608 S *	6/2010	Yang et al.	D7/523
D623,017 S *	9/2010	George	D7/510

Related U.S. Application Data

(62) Division of application No. 29/331,486, filed on Jan. 27, 2009.

(51) **LOC (9) Cl.** **07-01**

(52) **U.S. Cl.** **D7/523; D7/396.2**

(58) **Field of Classification Search** D7/509-512,
D7/392.1, 396.2, 510, 511, 523; 220/703,
220/705, 713; D9/538, 500, 504, 766, 549

See application file for complete search history.

(56) **References Cited**

U.S. PATENT DOCUMENTS

D38,167 S *	8/1906	Wintermann	D9/500
D357,414 S *	4/1995	Kornick et al.	D9/776
D457,034 S *	5/2002	Bodum	D7/510
6,659,302 B2 *	12/2003	Lin	220/254.8
6,702,138 B1 *	3/2004	Bielecki et al.	220/254.9
D557,560 S *	12/2007	Wahl	D7/510
D569,181 S *	5/2008	Homma	D7/510
D573,404 S *	7/2008	Wahl	D7/510
D574,190 S *	8/2008	Homma	D7/510

* cited by examiner

Primary Examiner—Marianne Pandozzi
(74) *Attorney, Agent, or Firm*—Davis Wright Tremaine LLP;
George C. Rondeau, Jr.

(57) **CLAIM**

The ornamental design for a beverage container, as shown and described.

DESCRIPTION

FIG. 1 is a top perspective view of a beverage container showing my new design.


FIG. 2 is a side elevational view thereof, the opposite side elevational view being an identical image.

FIG. 3 is a top plan view thereof; and,

FIG. 4 is a bottom plan view thereof.

The broken lines represent portions of the beverage container that form no part of the claim.

1 Claim, 3 Drawing Sheets



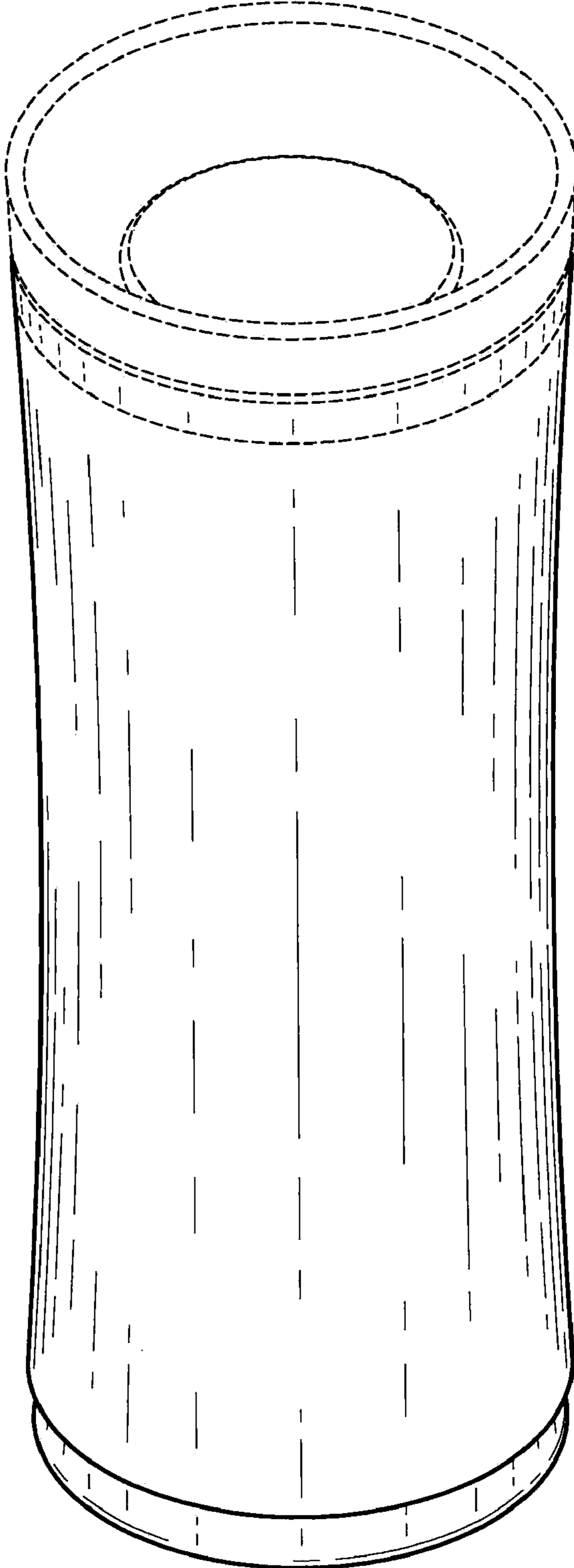


Fig. 1

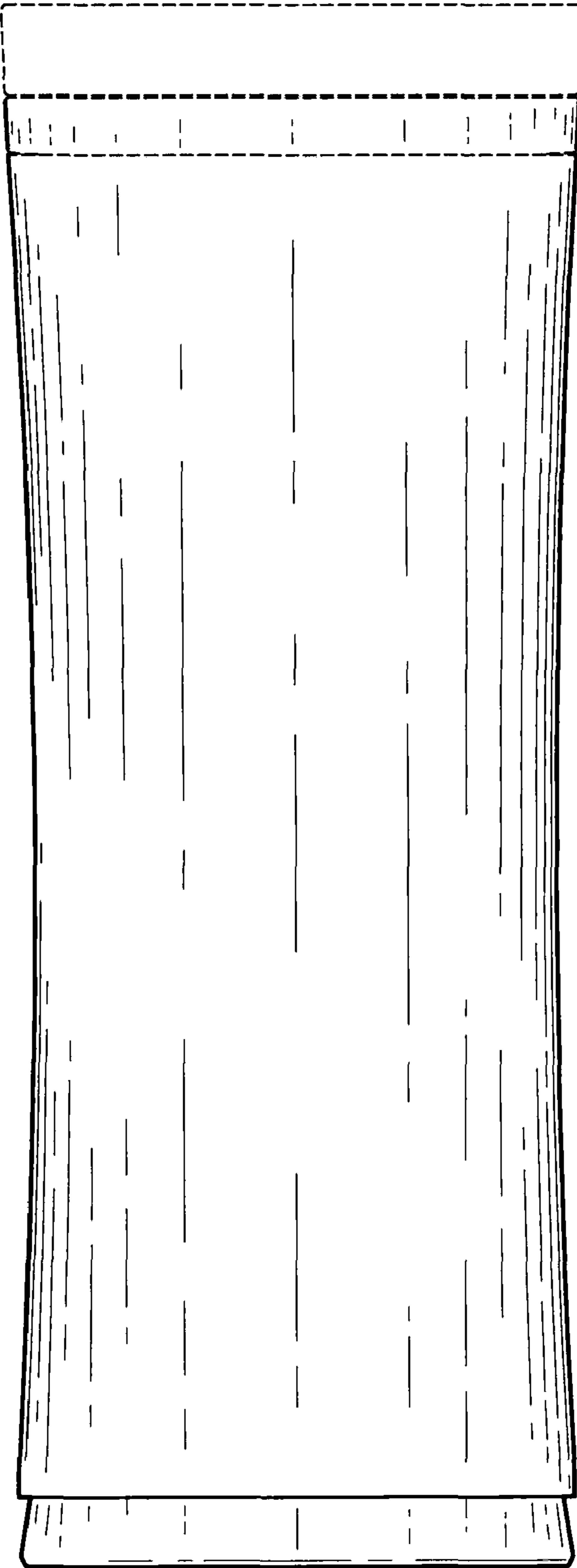


Fig. 2

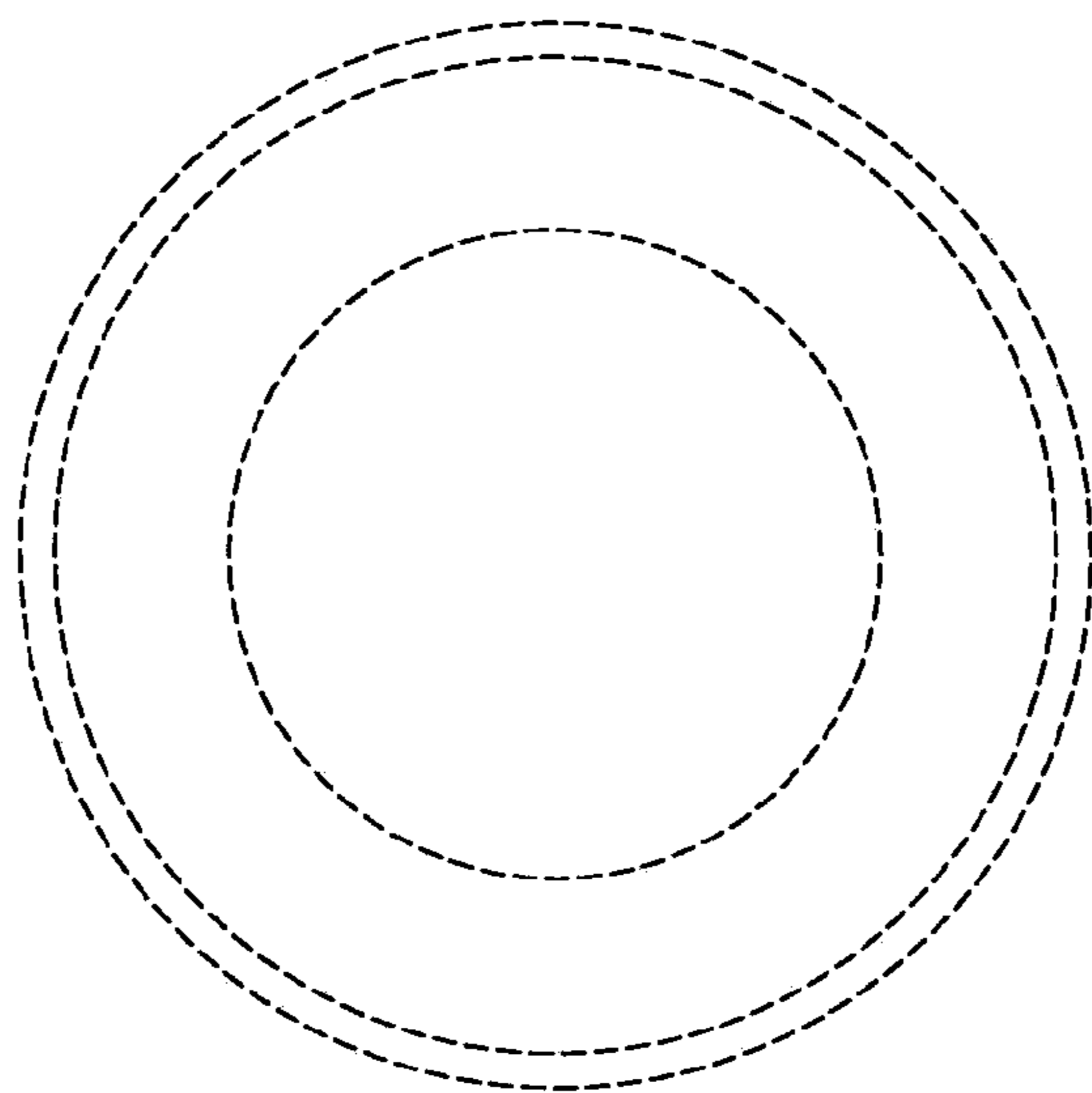


Fig. 3

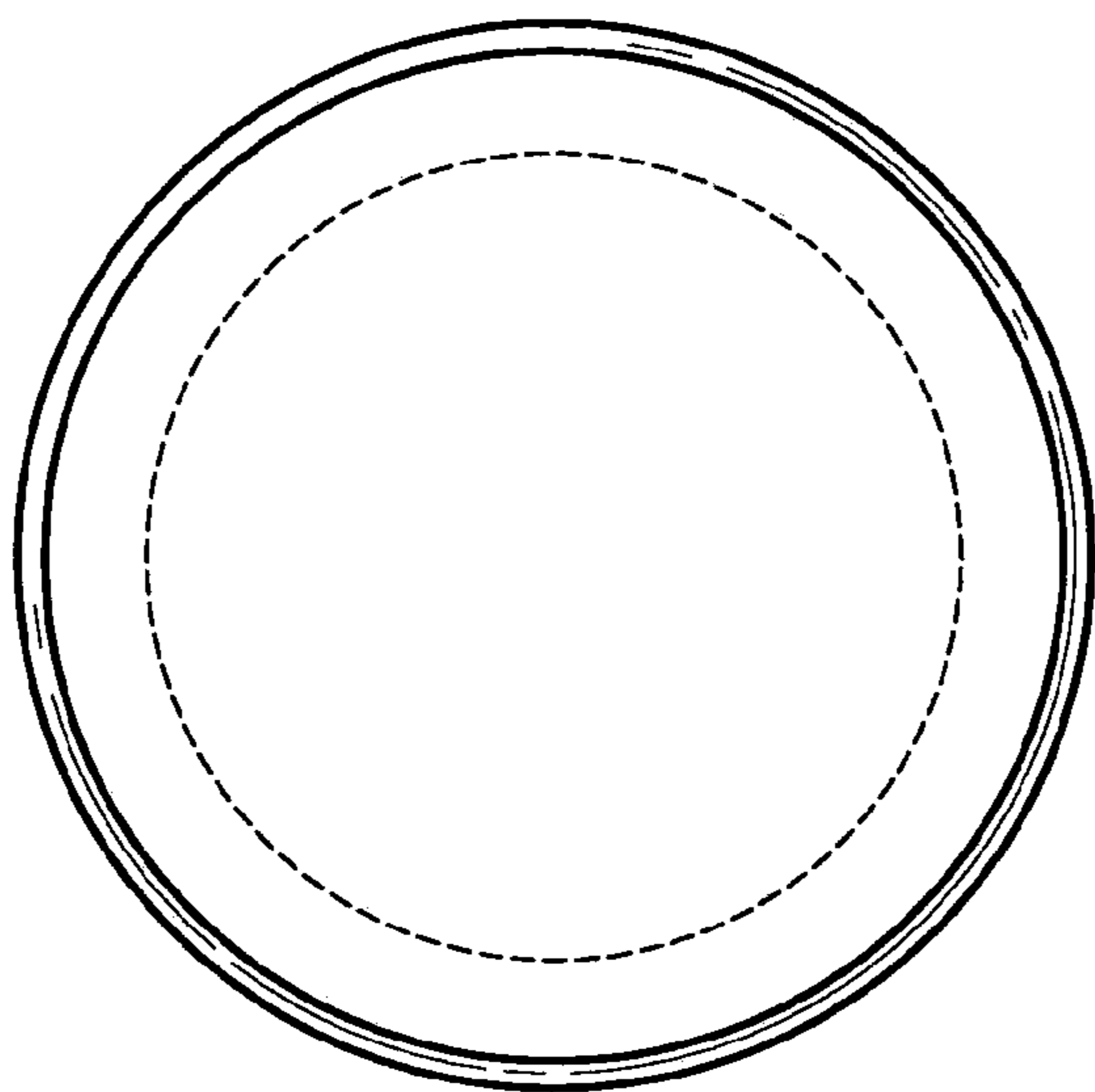


Fig. 4