



US00D632520S

(12) **United States Design Patent**
Bell et al.

(10) **Patent No.:** **US D632,520 S**
(45) **Date of Patent:** **** Feb. 15, 2011**

(54) **WATER PITCHER**

(75) Inventors: **Russell E. Bell**, Pleasanton, CA (US);
Benjamin Ma, Pleasanton, CA (US);
Brett Green, Pleasanton, CA (US);
Brett McIntire, Pleasanton, CA (US);
Allister Gough, East Woolloongaba
(AU)

(73) Assignee: **The Clorox Company**, Oakland, CA
(US)

(**) Term: **14 Years**

(21) Appl. No.: **29/355,149**

(22) Filed: **Feb. 3, 2010**

(51) **LOC (9) Cl.** **07-01**

(52) **U.S. Cl.** **D7/319; D7/317**

(58) **Field of Classification Search** **D7/300,**
D7/316-319, 605; 210/143; 222/146.6;
215/13.1; 219/429

See application file for complete search history.

(56) **References Cited**

U.S. PATENT DOCUMENTS

- D323,874 S 2/1992 Hirman et al.
- D331,446 S 12/1992 Gidman
- 5,190,643 A 3/1993 Duncan et al.
- D336,760 S 6/1993 Raunkjaer
- D345,669 S 4/1994 Piret
- D356,004 S 3/1995 VanValkenburg et al.
- 5,637,214 A 6/1997 Kahana
- D383,351 S 9/1997 DeMore
- 5,665,224 A 9/1997 Levene et al.
- D386,041 S 11/1997 Tanner et al.

- D388,654 S 1/1998 Bouhuys
- D388,655 S 1/1998 Flom et al.
- D389,004 S 1/1998 Hampshire et al.
- D389,006 S 1/1998 Demore et al.
- D398,184 S 9/1998 Silverberg et al.
- D400,392 S 11/1998 Robertson et al.
- D406,003 S 2/1999 Tanner et al.
- 5,900,138 A 5/1999 Moretto
- D415,922 S 11/1999 Kawasaki et al.
- D416,163 S * 11/1999 Doritty et al. D7/319

(Continued)

FOREIGN PATENT DOCUMENTS

DE 40403686.7 9/2004

(Continued)

Primary Examiner—Marianne Pandozzi
(74) *Attorney, Agent, or Firm*—Stacy Combs

(57) **CLAIM**

The ornamental design for a water pitcher, as shown.

DESCRIPTION

FIG. 1 is a left rear perspective view of a water pitcher of the present invention;

FIG. 2 is a left front perspective view thereof;

FIG. 3 is a right side view thereof;

FIG. 4 is a left side view thereof;

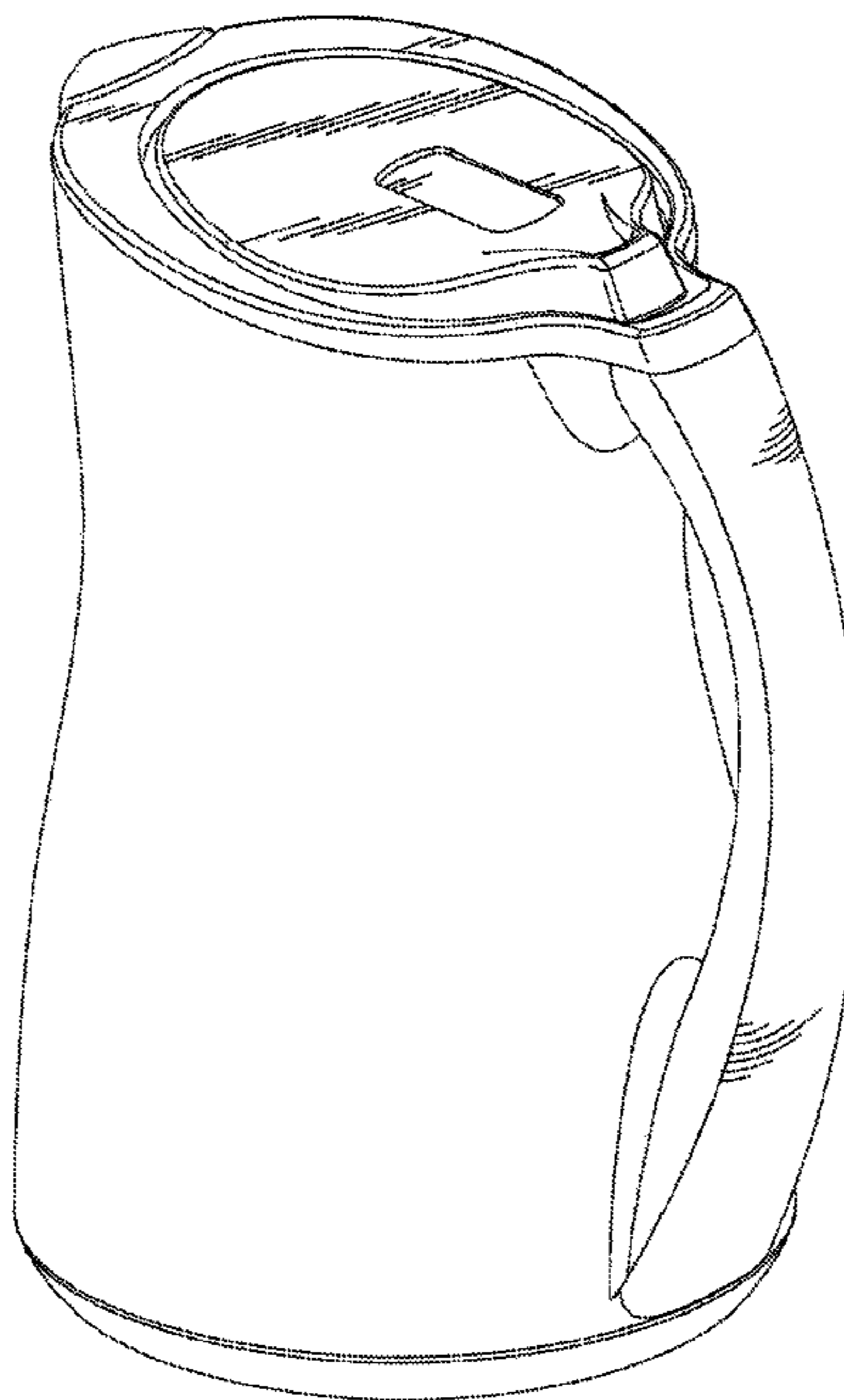
FIG. 5 is a front view thereof;

FIG. 6 is a rear view thereof;

FIG. 7 is a bottom view thereof; and,

FIG. 8 is a top view thereof.

1 Claim, 5 Drawing Sheets



US D632,520 S

Page 2

U.S. PATENT DOCUMENTS

D418,714 S 1/2000 Fox et al.
D421,361 S 3/2000 Coulson et al.
6,103,114 A 8/2000 Tanner et al.
D437,175 S 2/2001 Brady
D439,790 S 4/2001 Matsushita et al.
D440,110 S 4/2001 Tanner et al.
6,224,751 B1 5/2001 Hofmann et al.
D444,662 S 7/2001 McGrath et al.
D444,843 S 7/2001 Hilgers et al.
D444,987 S 7/2001 McGrath et al.
D445,293 S 7/2001 Lillelund et al.
D459,941 S 7/2002 Miller
D460,311 S 7/2002 Chang
D463,706 S 10/2002 Lecerf
D465,377 S 11/2002 Murison et al.
D480,255 S * 10/2003 Lecerf D7/319
D497,195 S 10/2004 Nishi et al.
D520,597 S 5/2006 Witte
D523,280 S 6/2006 Bertulis

D524,087 S 7/2006 Ali
D546,113 S 7/2007 Ruoff
D558,507 S * 1/2008 Picozza et al. D7/317
D558,508 S * 1/2008 Picozza et al. D7/317
D562,053 S * 2/2008 Cohen D7/319
D583,612 S 12/2008 Wu
D586,605 S * 2/2009 Ma et al. D7/317
D586,606 S * 2/2009 Ma et al. D7/319
D587,958 S 3/2009 Schösser
7,513,278 B2 * 4/2009 Hengesperger et al. 141/85
D596,904 S * 7/2009 Nakatani D7/605
D598,233 S * 8/2009 Ma et al. D7/317
D620,304 S * 7/2010 Rajan et al. D7/319
2007/0209981 A1 9/2007 Moretto
2007/0209984 A1 * 9/2007 Lev et al. 210/143

FOREIGN PATENT DOCUMENTS

DE 40406643.7 2/2005
EP 1806322 7/2007

* cited by examiner

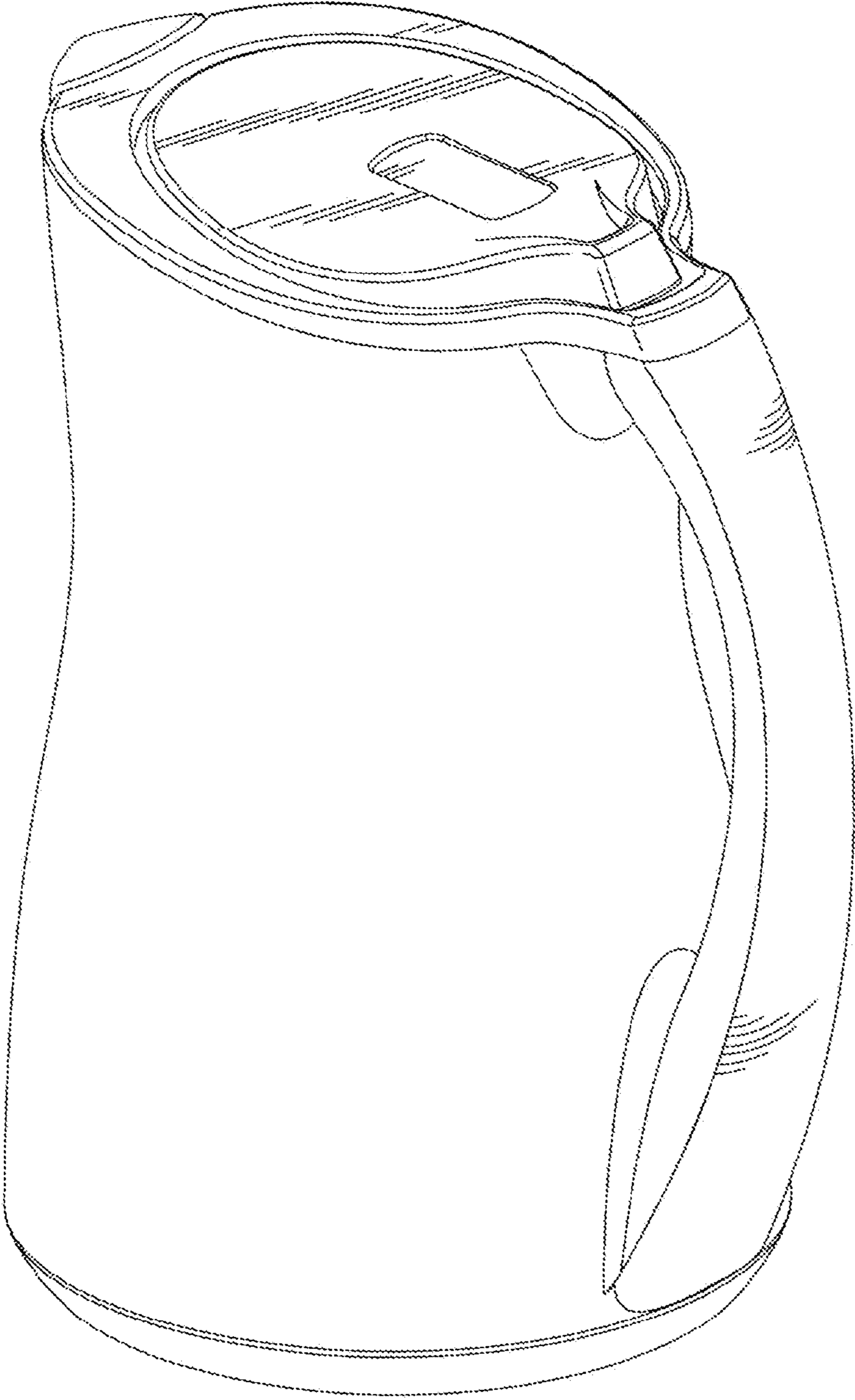


Fig. 1



Fig. 2

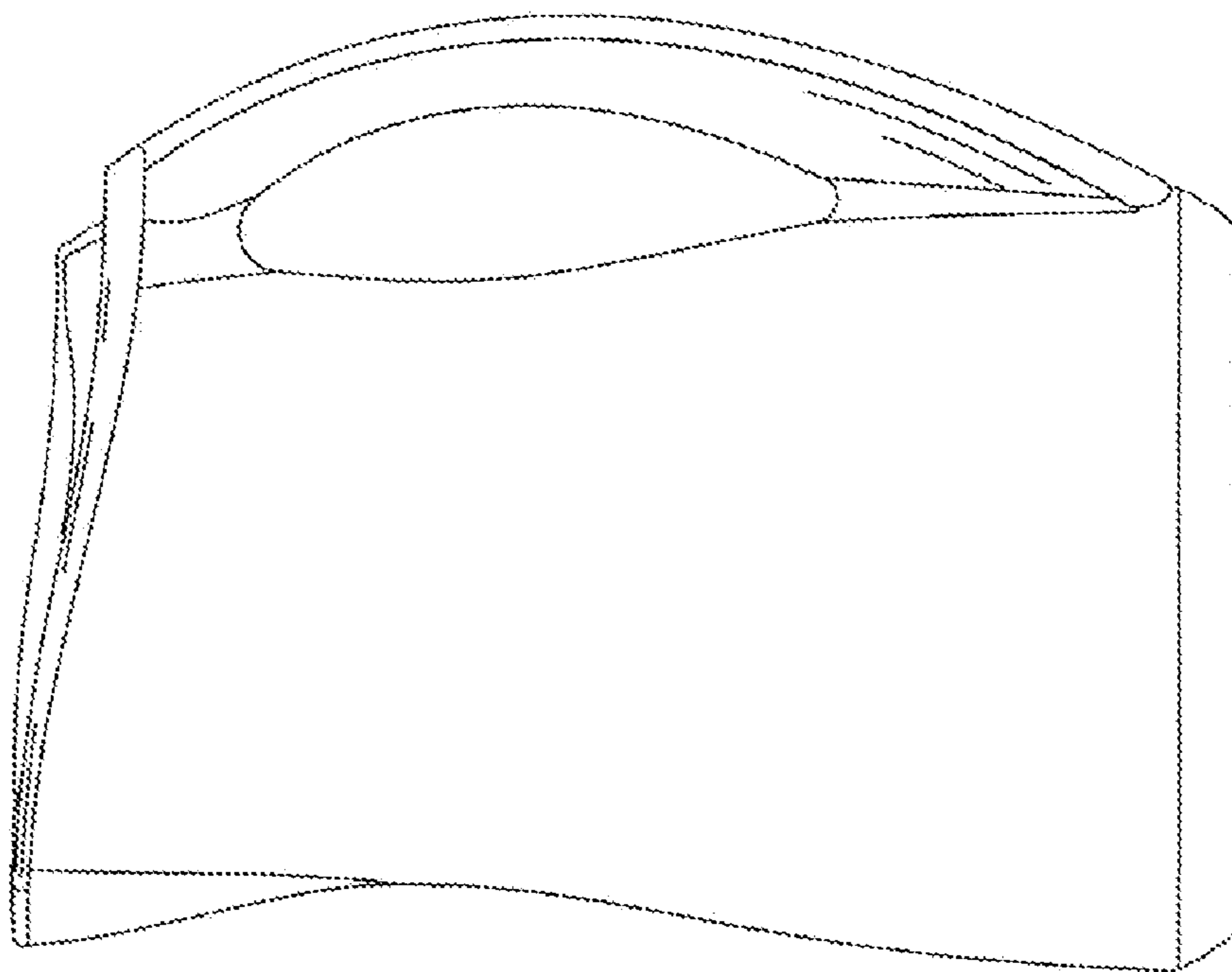


Fig. 4

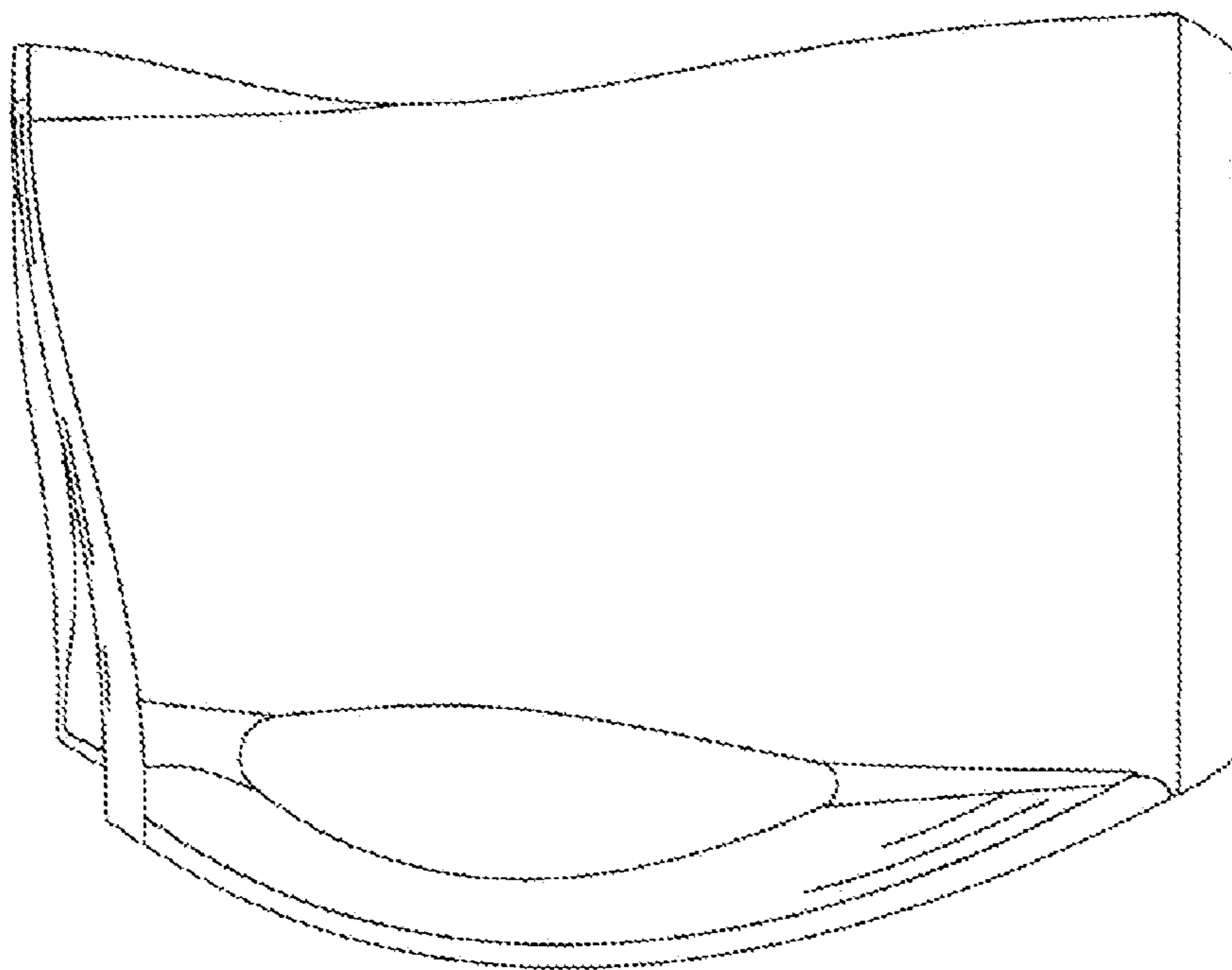


Fig. 3

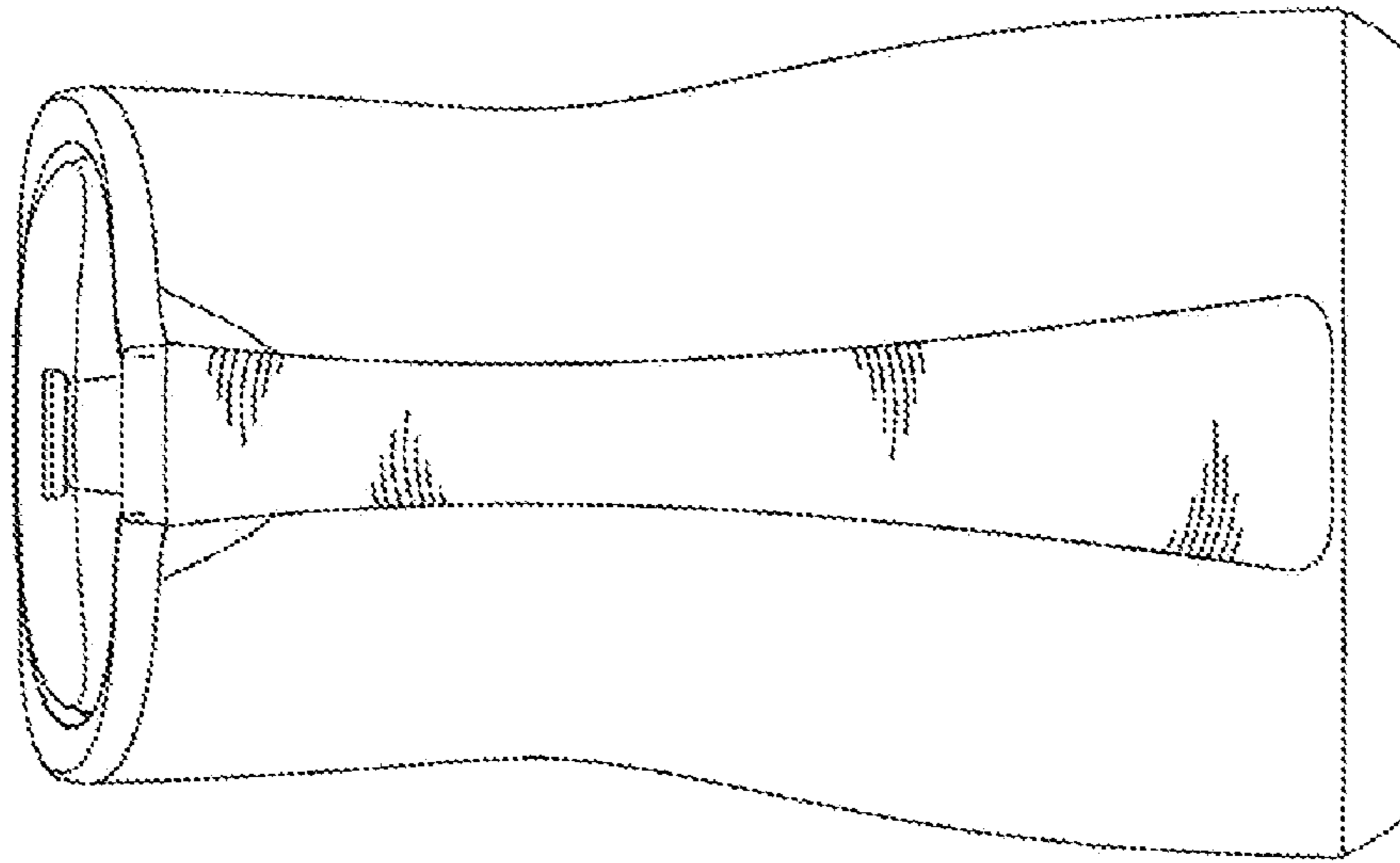


Fig. 6

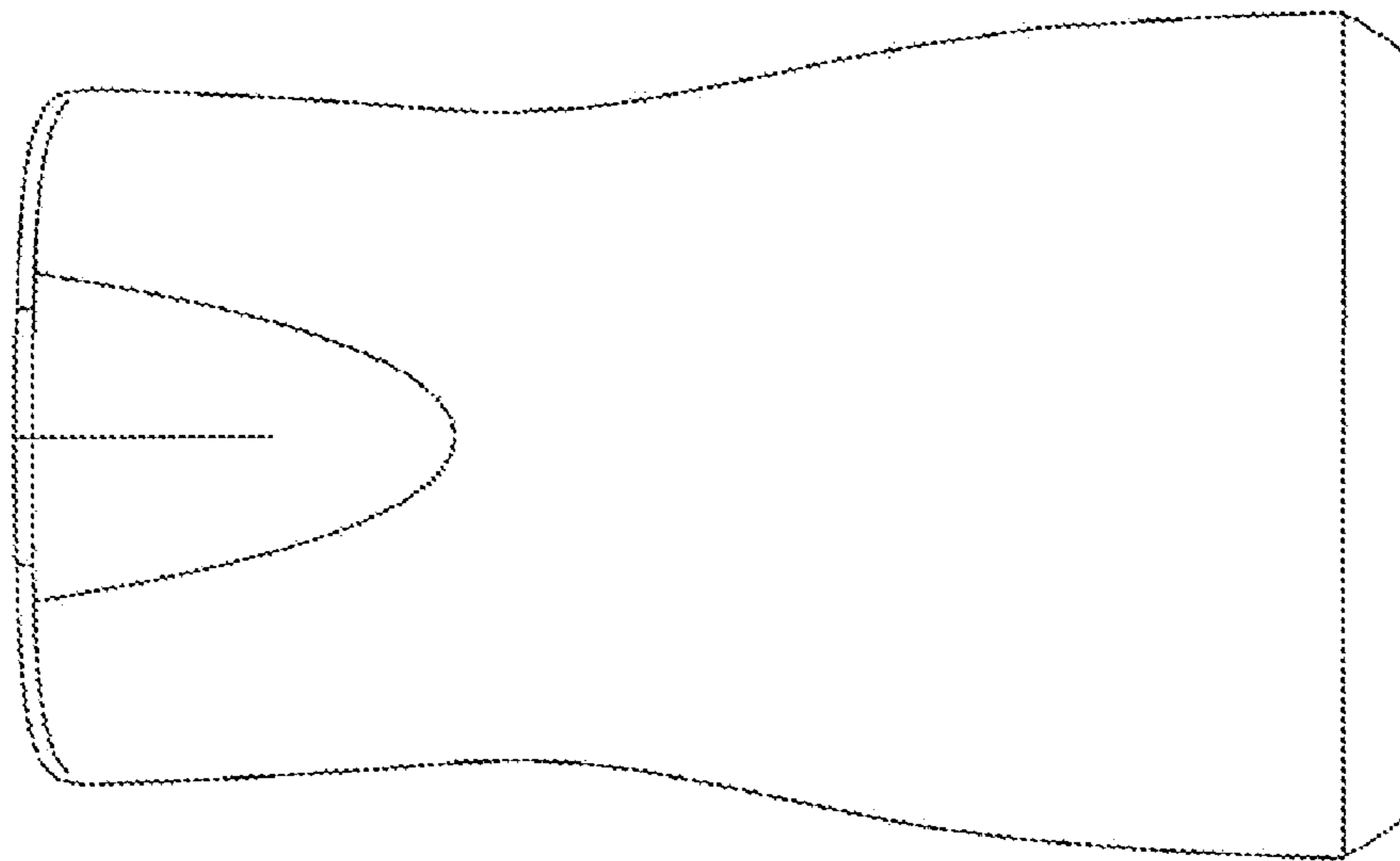


Fig. 5

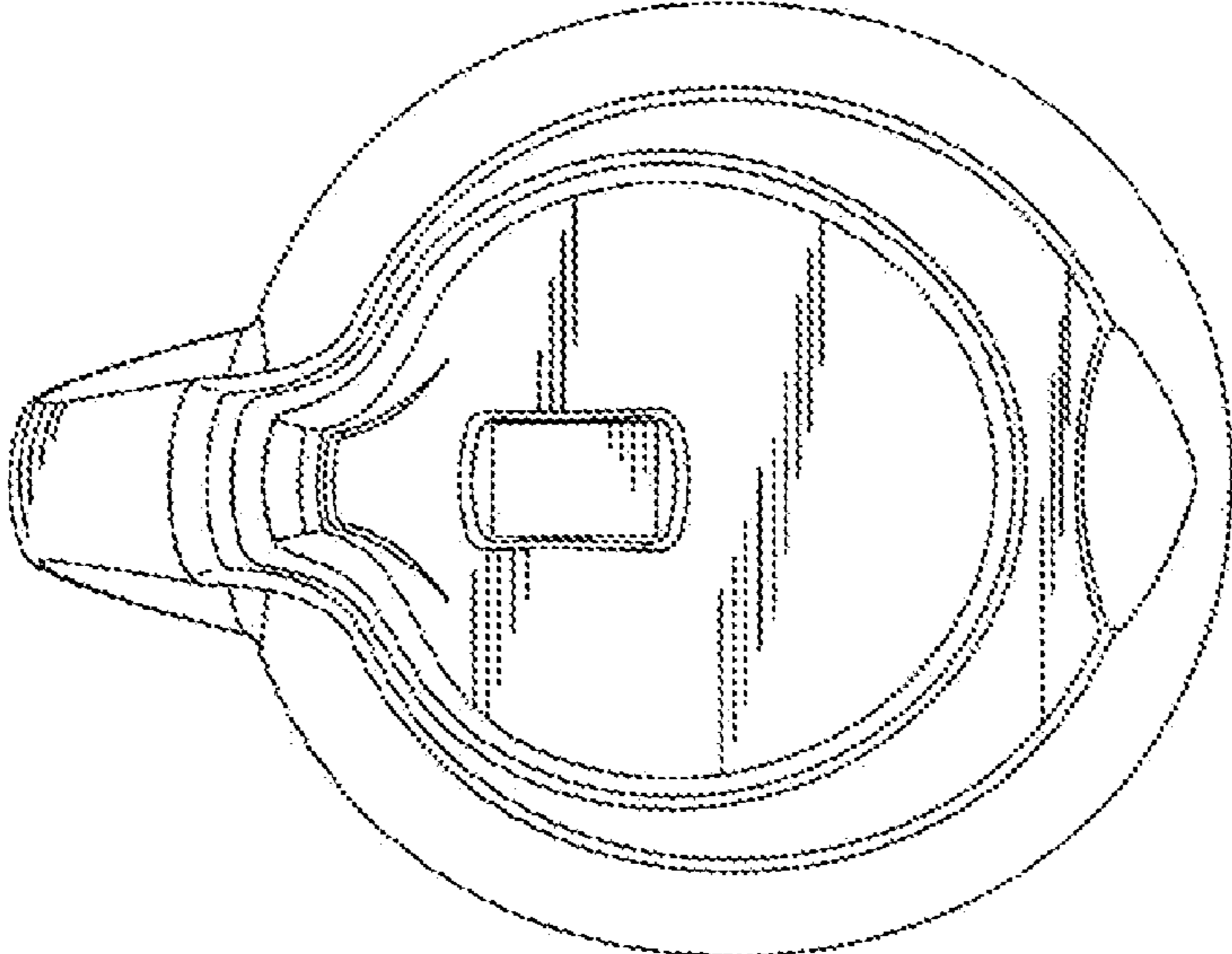


Fig. 8

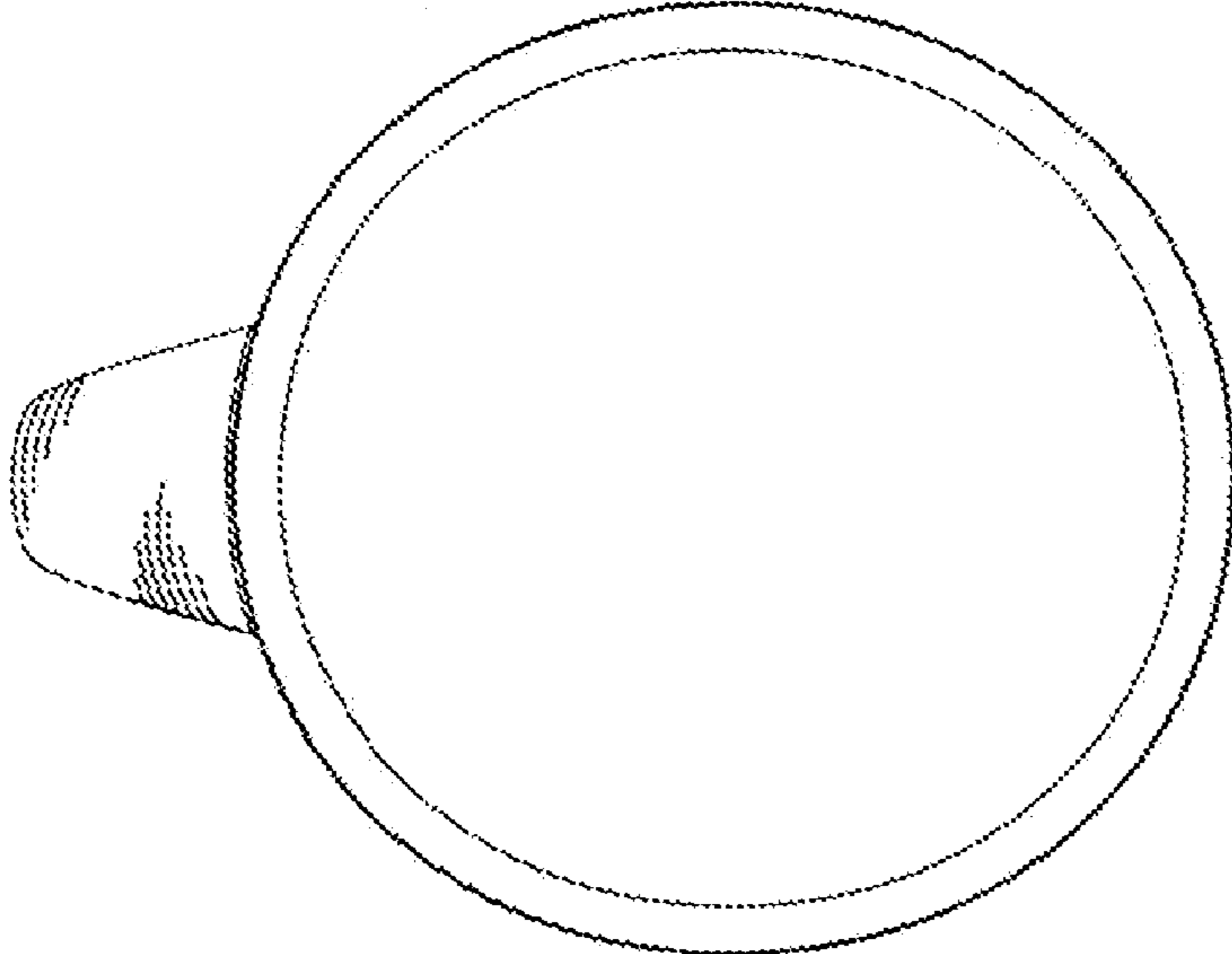


Fig. 7