



US00D632486S

(12) **United States Design Patent**
Watanabe et al.

(10) **Patent No.:** **US D632,486 S**
(45) **Date of Patent:** **** Feb. 15, 2011**

(54) **IMPLEMENT FOR WASHING SCALP**

(75) Inventors: **Toshio Watanabe**, Tokyo (JP); **Keiji Yoshii**, Tokyo (JP)

(73) Assignee: **Kao Corporation**, Tokyo (JP)

(**) Term: **14 Years**

(21) Appl. No.: **29/354,912**

(22) Filed: **Jan. 29, 2010**

(30) **Foreign Application Priority Data**

Jul. 29, 2009 (JP) 2009-017300

(51) **LOC (9) Cl.** **04-02**

(52) **U.S. Cl.** **D4/136; D28/63**

(58) **Field of Classification Search** D4/136;
D24/200, 211-215; D28/20, 21, 28, 63;
D30/158; 15/188; 119/600, 603, 612, 615,
119/625, 664; 132/901; 401/28; 601/12,
601/109, 134-137, DIG. 15

See application file for complete search history.

(56) **References Cited**

U.S. PATENT DOCUMENTS

2,480,023 A * 8/1949 Holden 401/28
D548,355 S * 8/2007 Lai D24/214
D604,859 S * 11/2009 Liu D24/211

FOREIGN PATENT DOCUMENTS

JP 1105693 4/2001

JP 1297432 4/2007
JP 1314264 11/2007
JP 1314267 11/2007
JP 1354705 3/2009
JP 1354706 3/2009
KR 30-0419257 S * 7/2006

* cited by examiner

Primary Examiner—Melanie H Tung
Assistant Examiner—Lavone D Tabor

(74) *Attorney, Agent, or Firm*—Oblon, Spivak, McClelland,
Maier & Neustadt, L.L.P.

(57) **CLAIM**

The ornamental design for an implement for washing scalp,
as shown and described.

DESCRIPTION

FIG. 1 is a perspective view of an implement for washing
scalp;

FIG. 2 is a top plan view thereof;

FIG. 3 is a fragmentary enlarged view taken from FIG. 1;

FIG. 4 is an enlarged front view of a solid line portion shown
in FIG. 3, a rear view being the same view thereof; and,

FIG. 5 is an enlarged left side view of a solid line portion
shown in FIG. 3, the right side view being the same view
thereof.

The broken lines in the drawings depict environmental sub-
ject matter only and form no part of the claimed design.

1 Claim, 3 Drawing Sheets

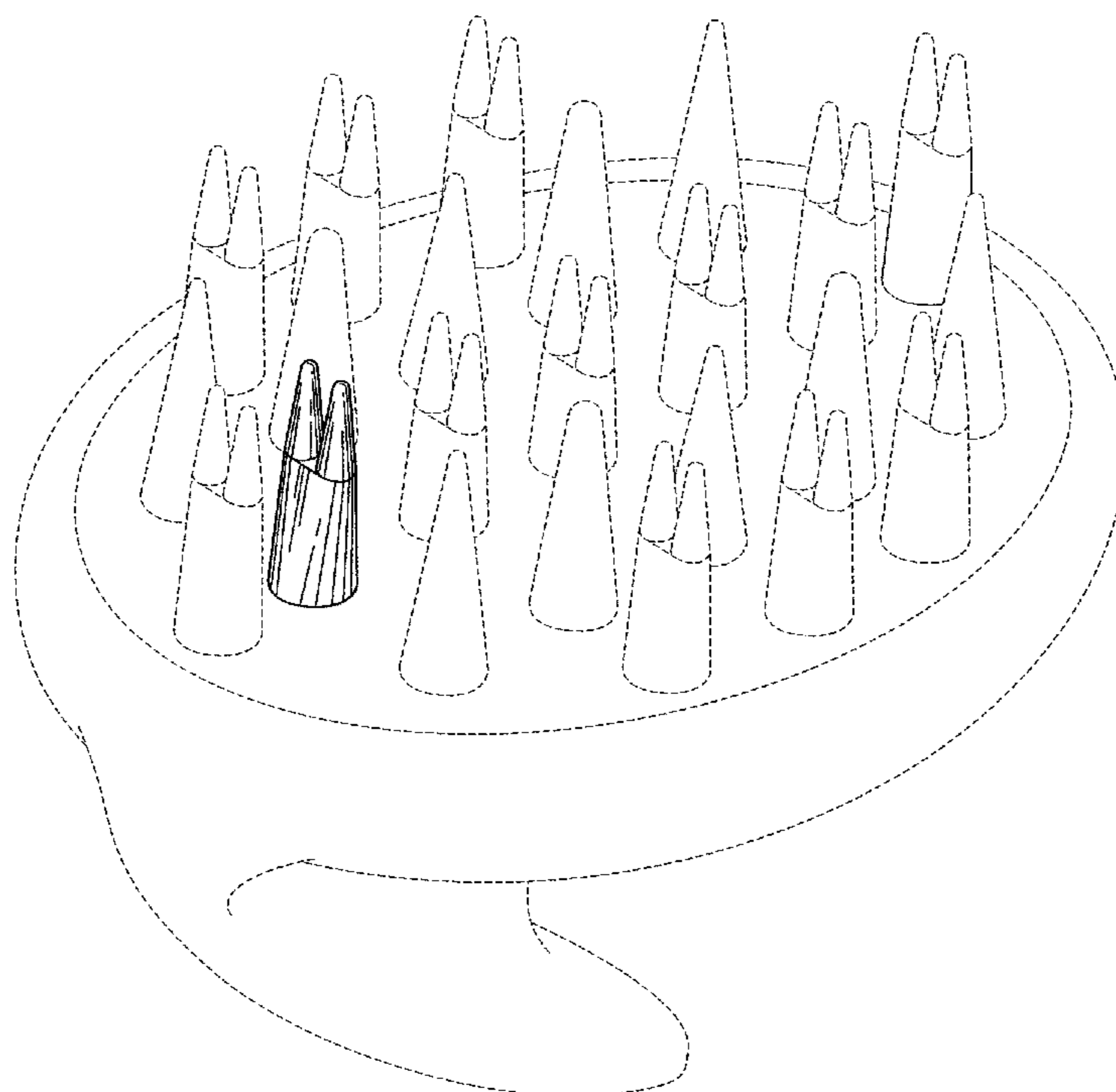


Fig.1

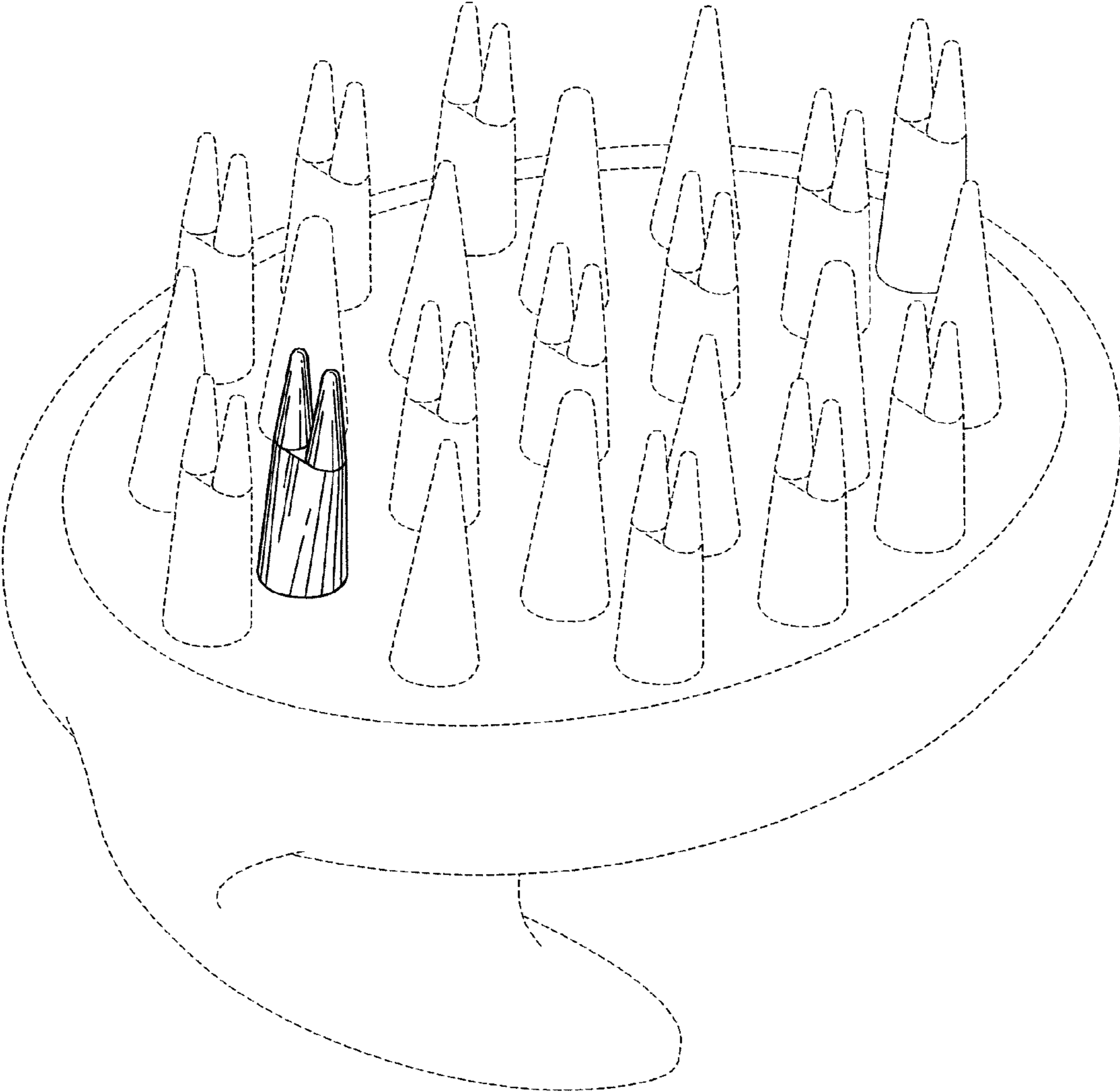


Fig.4

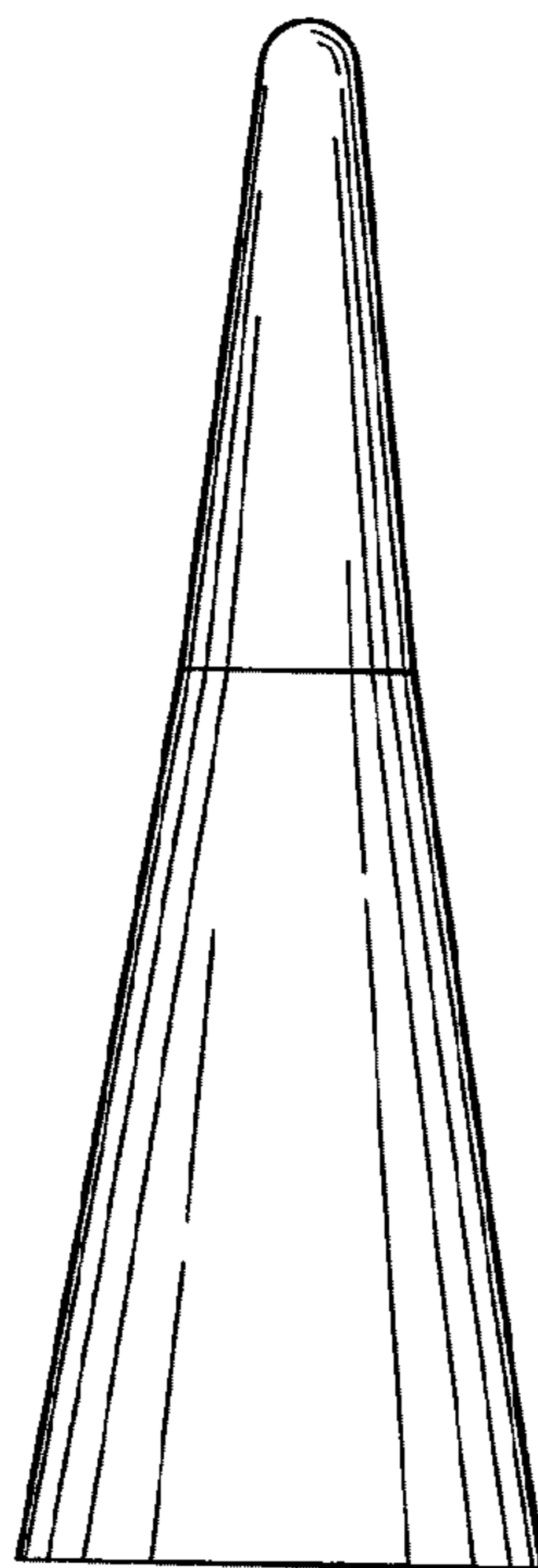


Fig.5

