



US00D632469S

(12) **United States Design Patent**  
**Guers-Neyraud**

(10) **Patent No.:** **US D632,469 S**

(45) **Date of Patent:** **\*\* Feb. 15, 2011**

(54) **HEEL FOR FOOTWEAR**

(75) Inventor: **Elisabeth Guers-Neyraud**, Paris (FR)

(73) Assignee: **J. Choo Limited**, London (GB)

(\*\*) Term: **14 Years**

(21) Appl. No.: **29/349,947**

(22) Filed: **May 20, 2010**

(30) **Foreign Application Priority Data**

Nov. 26, 2009 (EM) ..... 001181887-0030

(51) **LOC (9) Cl.** ..... **02-99**

(52) **U.S. Cl.** ..... **D2/965; D2/966**

(58) **Field of Classification Search** ..... D2/915,  
D2/925-942, 946, 964-966; 36/34 R-34 B,  
36/105

See application file for complete search history.

(56) **References Cited**

**U.S. PATENT DOCUMENTS**

D94,046 S *	12/1934	Nutt	.....	D2/966
2,260,224 A	10/1941	Hubbard, Jr.		
D169,716 S *	5/1953	Walsh	.....	D2/966
D258,549 S *	3/1981	Goldman	.....	D2/966
D278,094 S *	3/1985	Rousian	.....	D2/966
D359,156 S *	6/1995	Cross	.....	D2/966
D563,638 S *	3/2008	Guers-Neyraud	.....	D2/965
D612,590 S	3/2010	Guers-Neyraud		

**OTHER PUBLICATIONS**

U.S. Appl. No. 29/349,942, filed May 20, 2010; First-named inventor: Guers-Neyraud.

U.S. Appl. No. 29/349,954, filed May 20, 2010; First-named inventor: Guers-Neyraud.

U.S. Appl. No. 29/370,028, filed May 26, 2010; First-named inventor: Guers-Neyraud.

J. Choo Limited, Kelis design from Spring/Summer 2007 Collection, designed by Guers-Neyraud.

J. Choo Limited, Picasso Heel as on Kennedy from Autumn/Winter 2007 Collection.

\* cited by examiner

*Primary Examiner*—Dominic Simone

(74) *Attorney, Agent, or Firm*—Fross Zelnick Lehrman & Zissu, P.C.; Lawrence E. Apolzon, Esq.

(57) **CLAIM**

The ornamental design for heel for footwear, as shown and described.

**DESCRIPTION**

FIG. 1 is a front perspective view of a shoe showing my heel design;

FIG. 2 is a bottom perspective view of the heel shown in FIG. 1;

FIG. 3 is a left side view of the heel shown in FIG. 1;

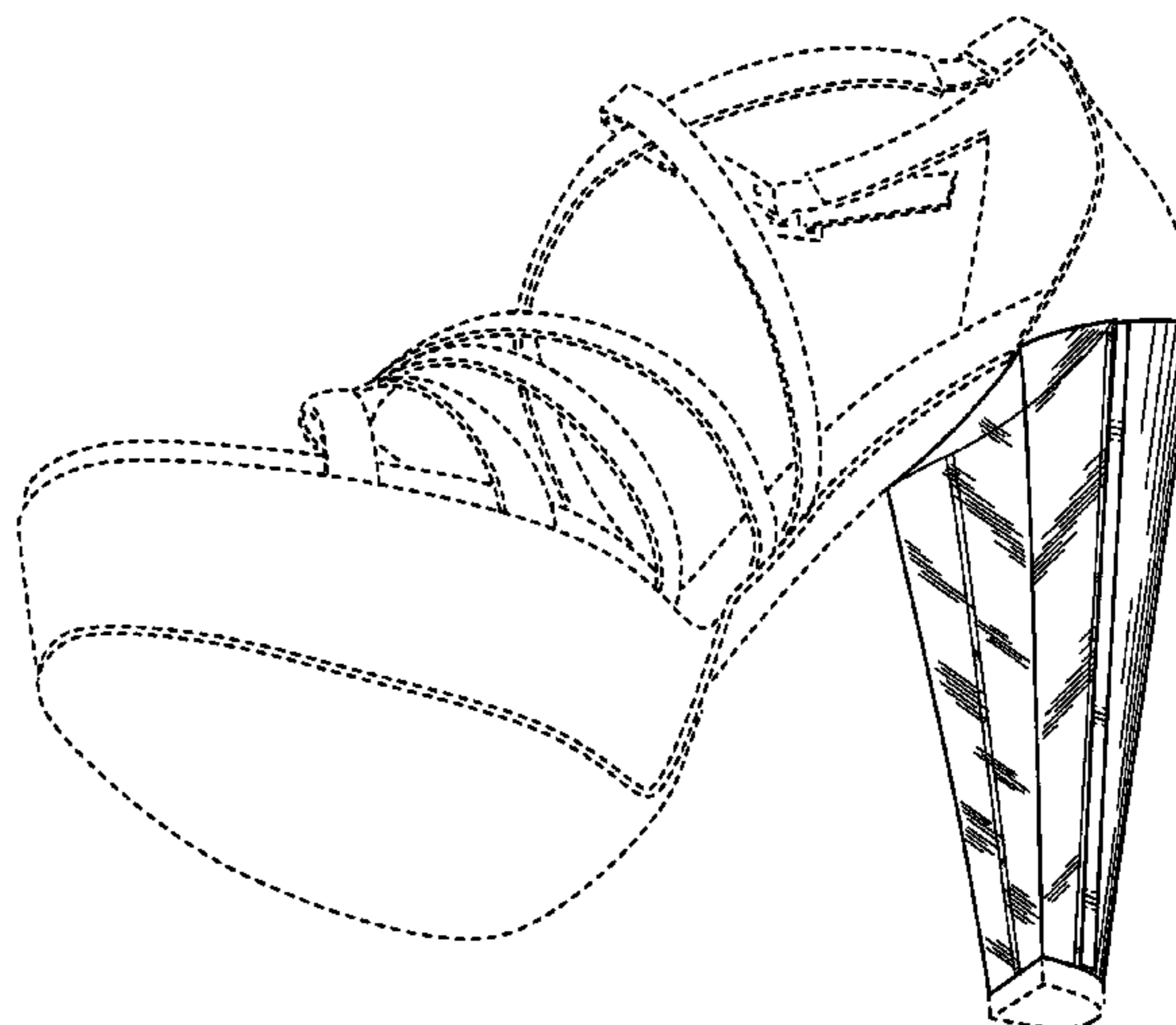
FIG. 4 is a right side view of the heel shown in FIG. 1;

FIG. 5 is a rear view of the heel shown in FIG. 1; and,

FIG. 6 is a bottom view of the heel shown in FIG. 1.

The broken line showing of the shoe upper, buckle, buckle holes, heel cap, foot bed, platform sole, and sole is for illustrative purposes only and forms no part of the claimed design.

**1 Claim, 6 Drawing Sheets**






FIG. 1

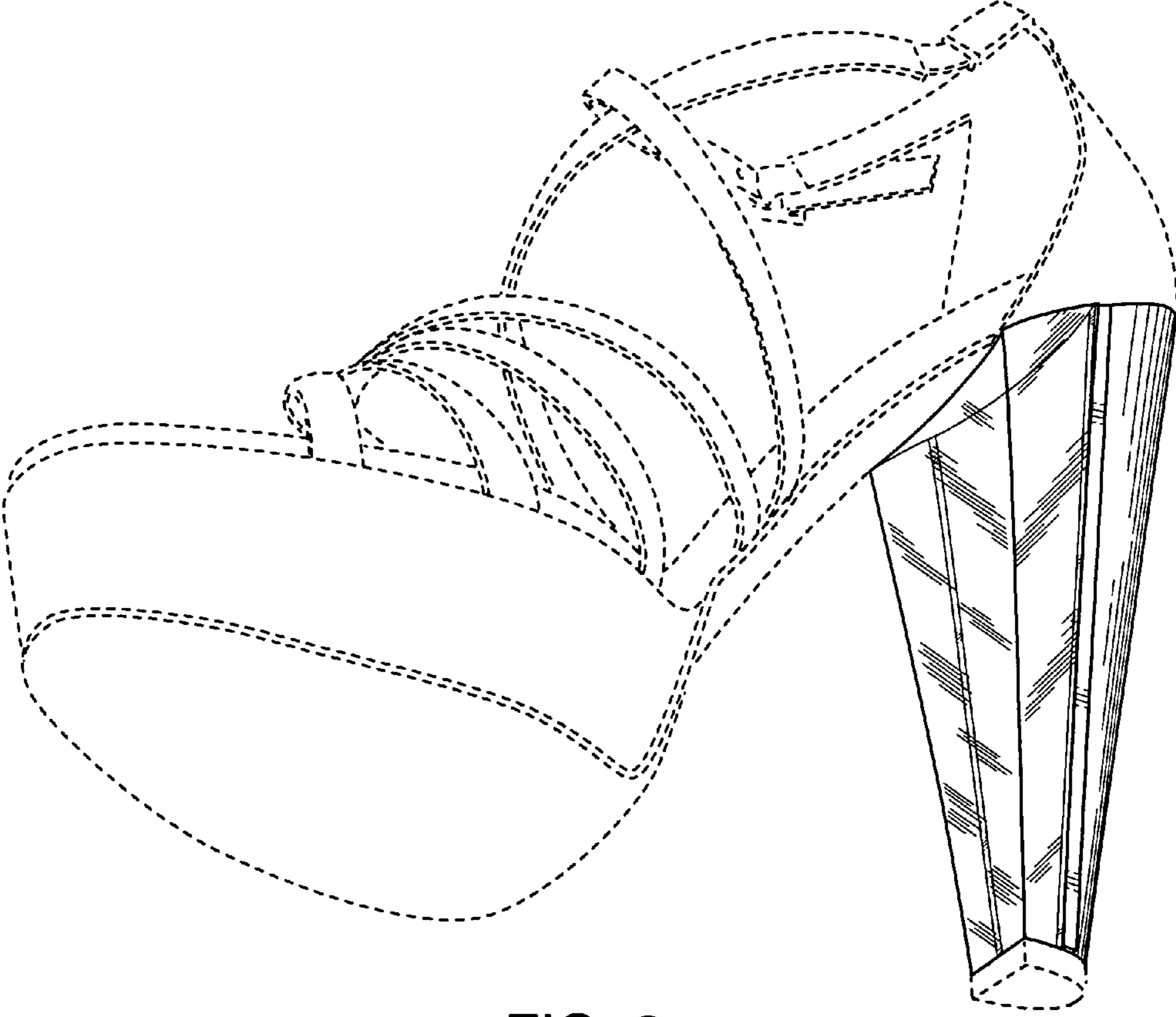


FIG. 2

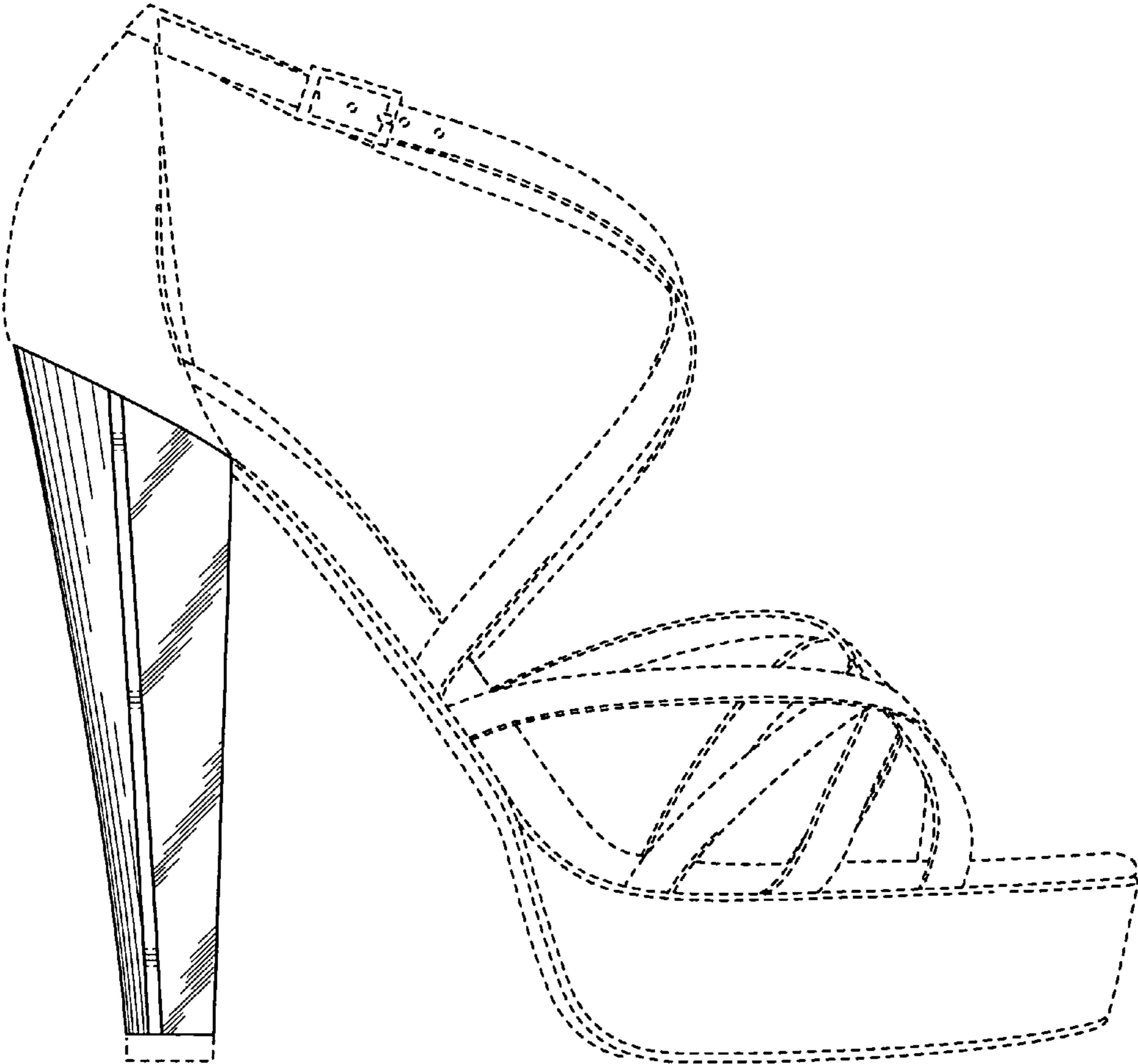


FIG. 3




FIG. 4

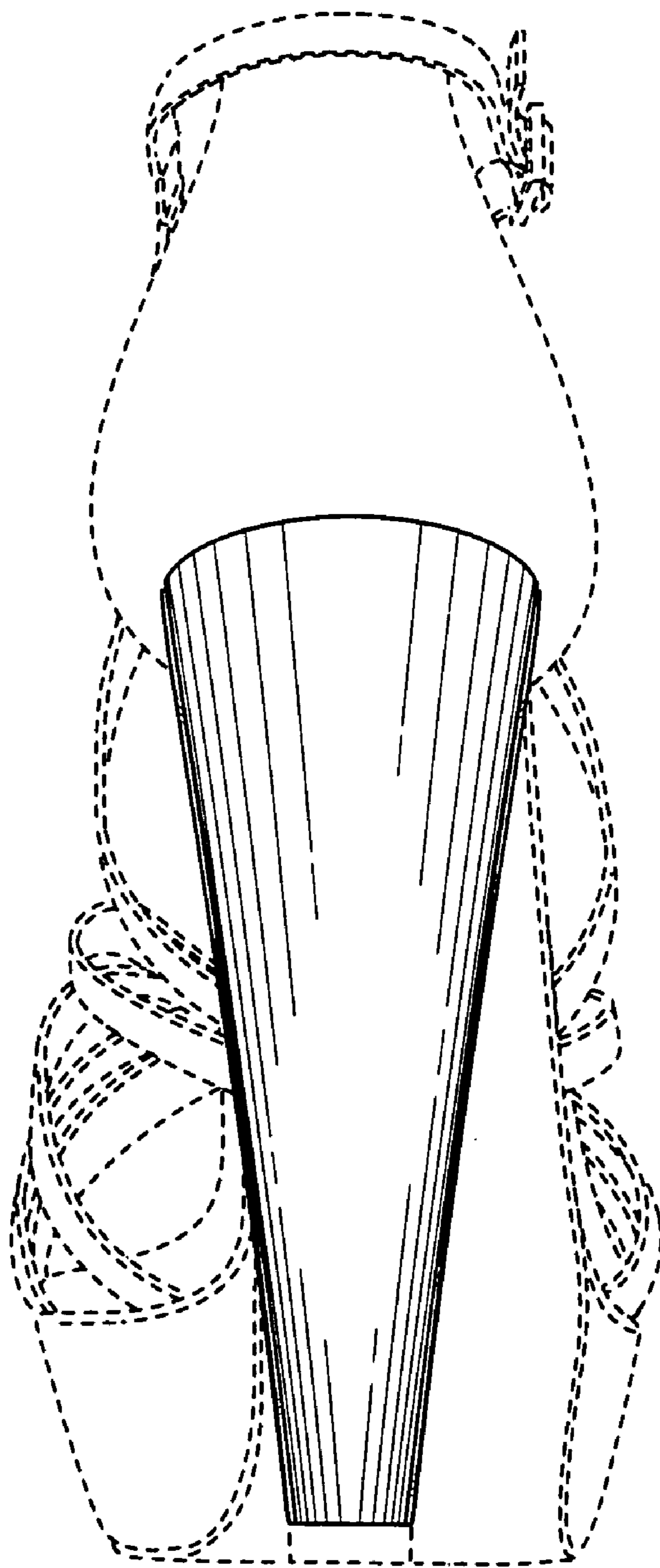


FIG. 5




FIG. 6