



US00D632457S

(12) **United States Design Patent**
Schary et al.

(10) **Patent No.:** **US D632,457 S**

(45) **Date of Patent:** **** Feb. 15, 2011**

(54) **GLOVE**

(76) Inventors: **David L. Schary**, 249 E. 48th St., (Apt. 19B), New York, NY (US) 10017;
Stephanie Brown, 3400 12th Ave., Brooklyn, NY (US) 11218

(**) Term: **14 Years**

(21) Appl. No.: **29/343,744**

(22) Filed: **Sep. 18, 2009**

(51) **LOC (9) Cl.** **02-06**

(52) **U.S. Cl.** **D2/621**

(58) **Field of Classification Search** D2/610,
D2/612, 613, 614, 615, 616, 617, 618, 619,
D2/620, 621, 623; D20/33; D21/807; D24/190;
D28/63; D29/113, 115, 116.2, 117.1, 117.2,
D29/122, 123; D32/40, 42, 43, 41; 2/162,
2/170, 455, 907, 917; 15/104.94, 107, 227;
40/586, 633; 224/219, 222, 237, 267

See application file for complete search history.

(56) **References Cited**

U.S. PATENT DOCUMENTS

219,564	A *	9/1879	Beames	224/219
645,406	A *	3/1900	Potter	2/161.8
829,739	A *	8/1906	Salve, Jr.	2/163
D48,334	S *	12/1915	Taylor	D2/620
1,924,617	A *	8/1933	Miller	2/159
D95,913	S *	6/1935	Larom et al.	D2/610
D99,200	S	4/1936	Kovar		
D101,307	S *	9/1936	Kovar	D2/620
D128,678	S *	8/1941	Nathan	D2/619
D162,028	S	2/1951	Higier		

D223,330	S *	4/1972	Ambrose	D29/117.1
D241,990	S *	10/1976	Milan	D29/117.1
D261,023	S *	9/1981	Pesarek	D21/807
4,515,851	A	5/1985	Johnson		
D324,606	S	3/1992	Strauss		
D429,851	S	8/2000	Allen		
D462,825	S	9/2002	Kummings et al.		
D475,505	S	6/2003	Kummings et al.		
D501,287	S *	2/2005	French	D2/621
D520,714	S *	5/2006	French	D2/621
D569,578	S *	5/2008	Yan	D2/614
D612,996	S *	3/2010	Kishihara et al.	D29/117.2
2008/0155726	A1 *	7/2008	Anclien	2/16

FOREIGN PATENT DOCUMENTS

EM 000510508 * 5/2006

* cited by examiner

Primary Examiner—Elizabeth A Albert

Assistant Examiner—Karen E Eldridge Powers

(74) *Attorney, Agent, or Firm*—Davidoff Malito & Hutcher LLP

(57) **CLAIM**

The ornamental design for a glove, as shown and described.

DESCRIPTION

FIG. 1 is a front elevation view of a glove;

FIG. 2 is a back elevation view of a glove; and,

FIG. 3 is a top right-side perspective view of a glove.

The broken lines illustrate the article to which the claimed design is applied. The broken line subject matter forms no part of the claimed design.

1 Claim, 3 Drawing Sheets

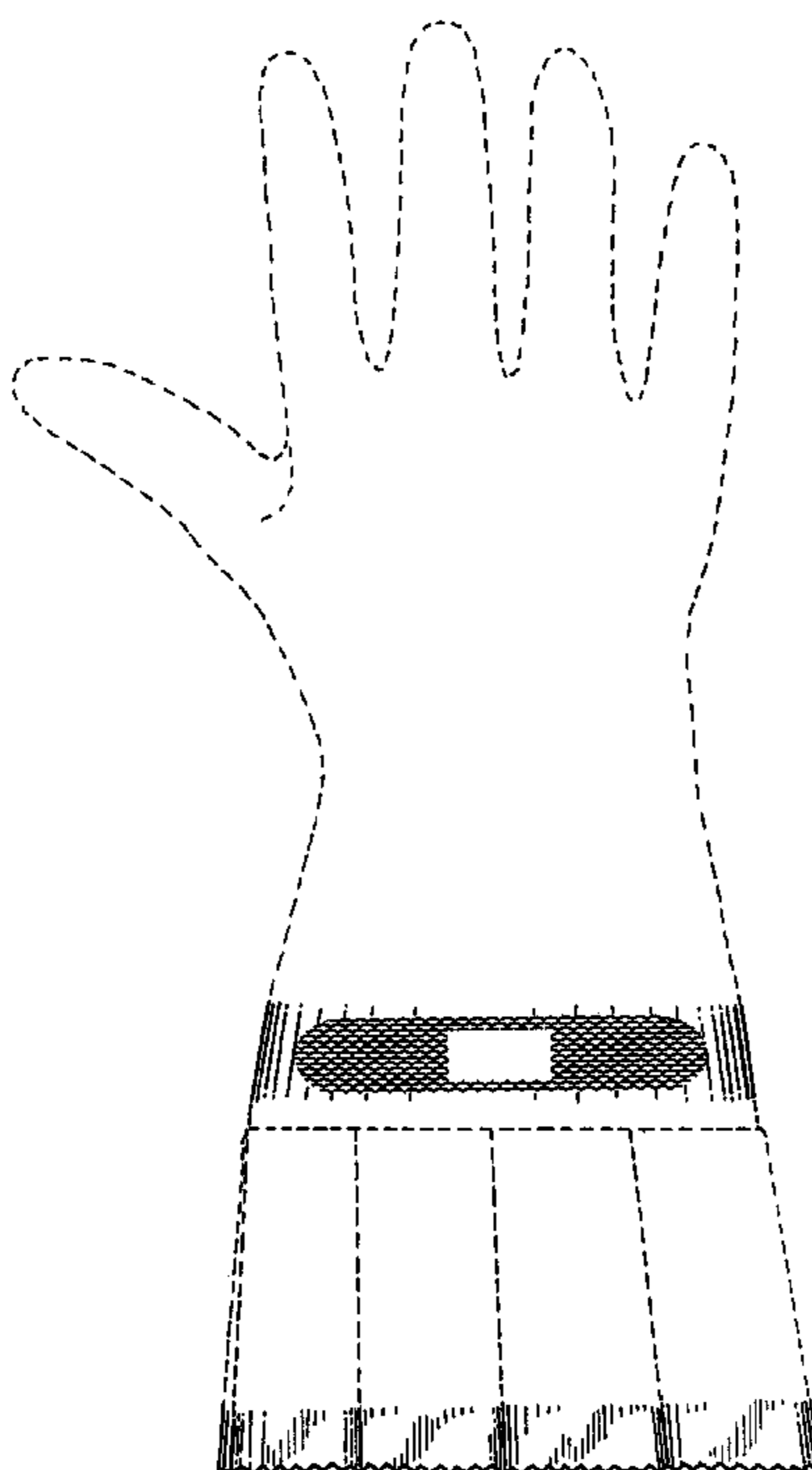


FIG. 1

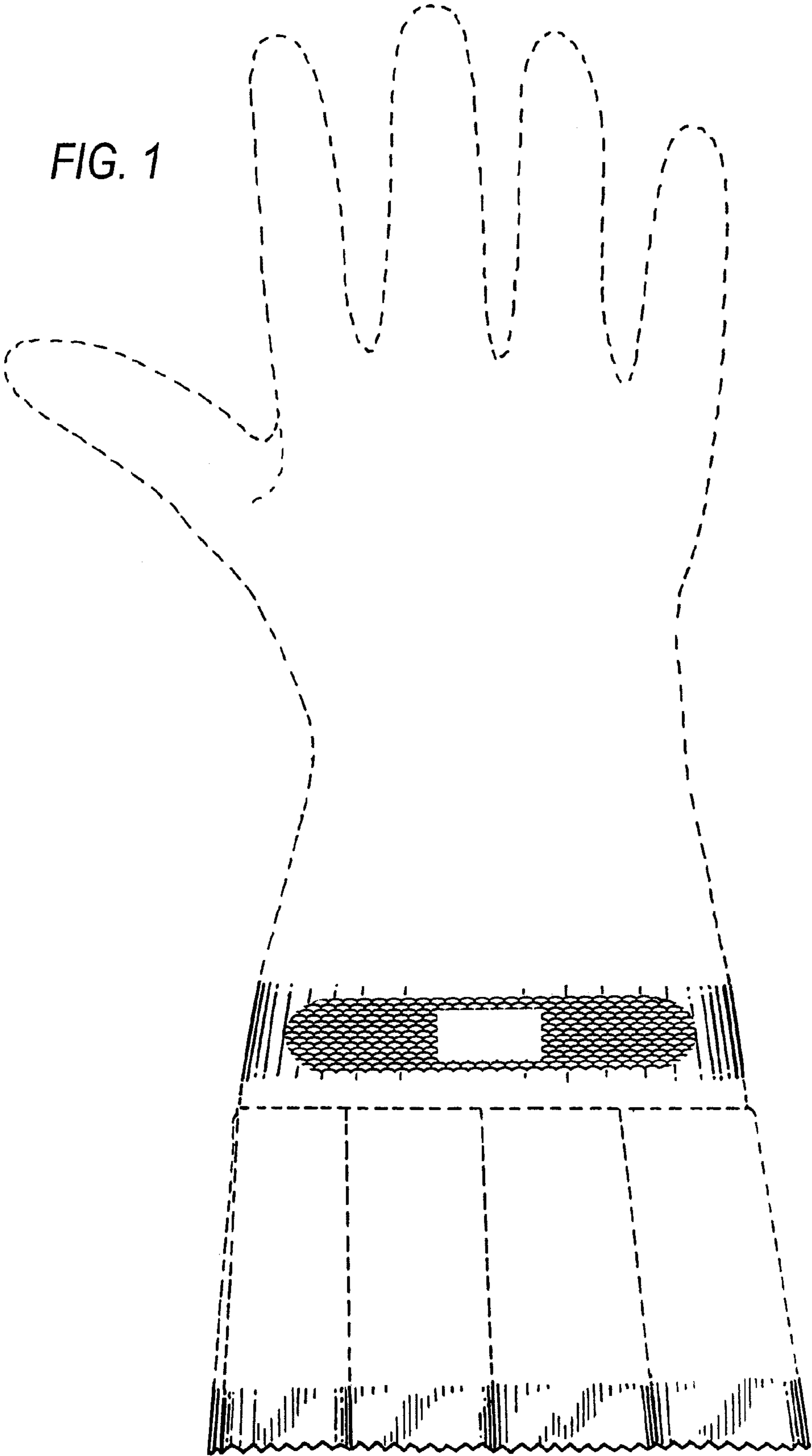
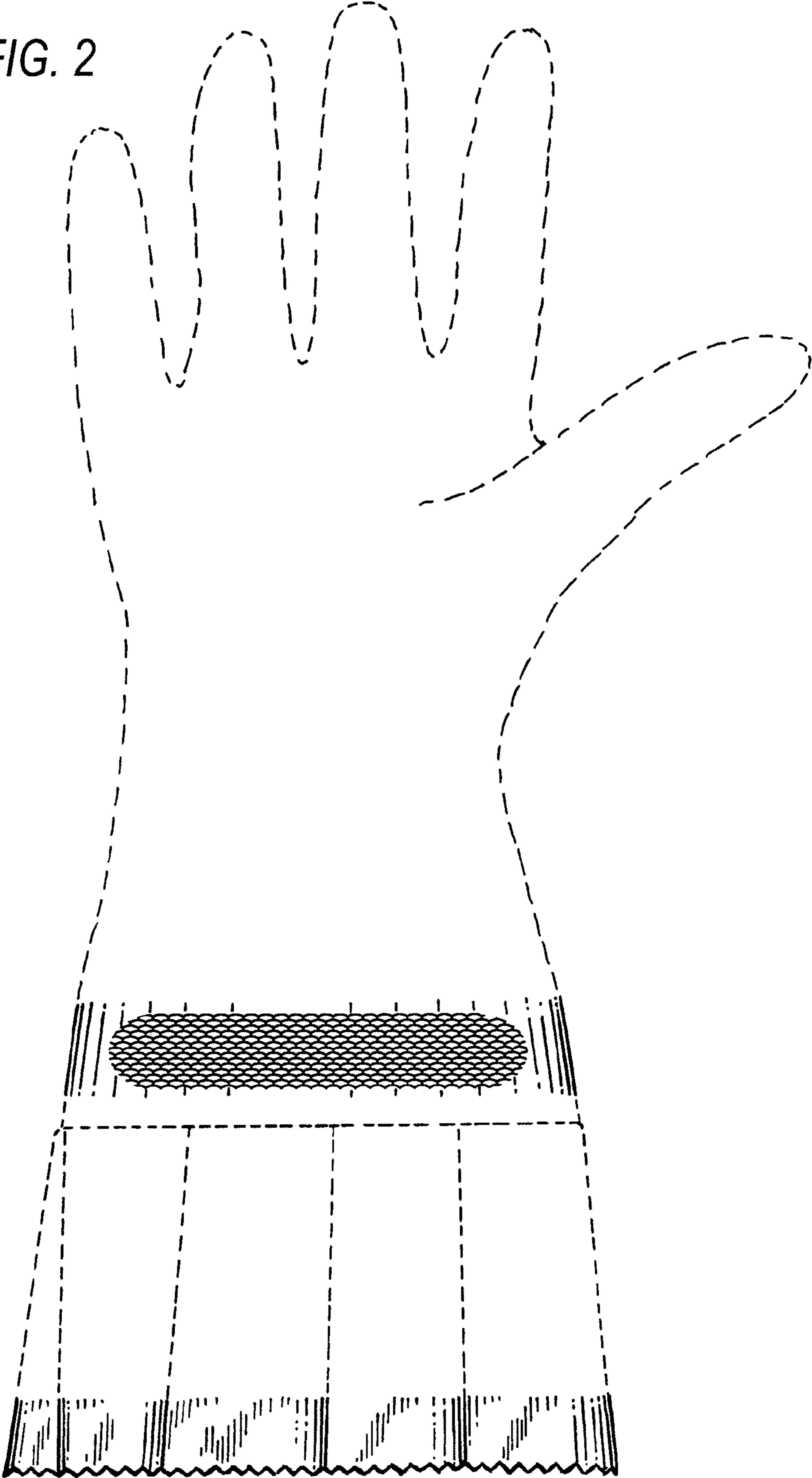


FIG. 2



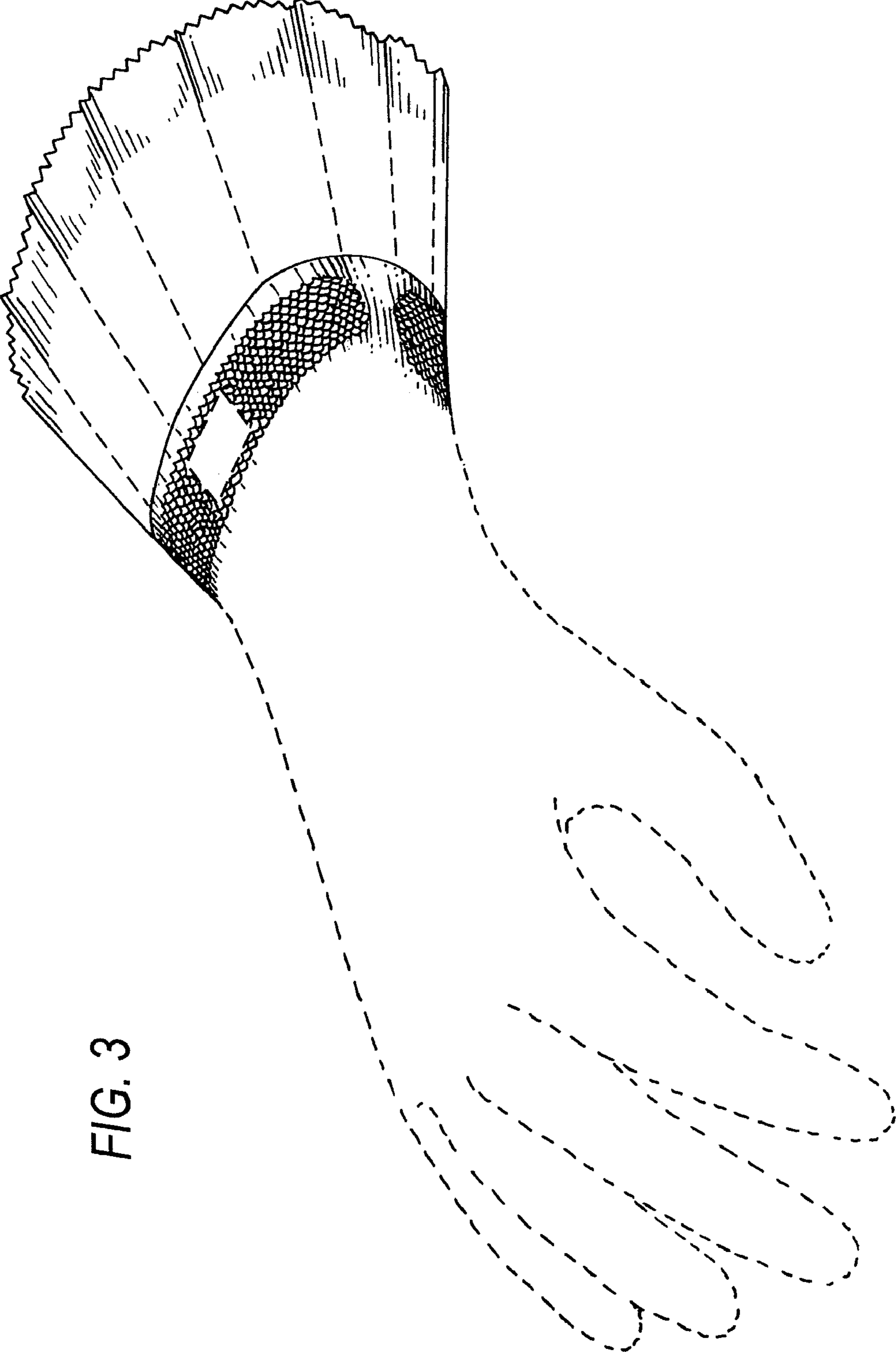


FIG. 3