



US00D632448S

(12) **United States Design Patent**
Simko et al.

(10) **Patent No.:** **US D632,448 S**

(45) **Date of Patent:** **** Feb. 8, 2011**

(54) **SKI TROLLEY**

D622,471 S * 8/2010 Hernandez D34/12

(75) Inventors: **Marek Simko**, Gries (AT); **Roland Heiler**, Tiefenbronn (DE)

* cited by examiner

Primary Examiner—Cynthia E Ramirez

(74) *Attorney, Agent, or Firm*—RatnerPrestia

(73) Assignee: **Prosche Lizenz- und Handelsgesellschaft mbH & Co. KG**, Bietigheim-Bissingen (DE)

(57) **CLAIM**

(**) Term: **14 Years**

The ornamental design for a ski trolley, as shown and described.

(21) Appl. No.: **29/357,623**

DESCRIPTION

(22) Filed: **Mar. 15, 2010**

FIG. 1 is a perspective view of a ski trolley, as viewed from the top, front, right corner of the ski trolley;

(30) **Foreign Application Priority Data**

Sep. 14, 2009 (EM) 001164503

FIG. 2 is a perspective view of the ski trolley illustrated in FIG. 1, as viewed from the top, rear, right corner of the ski trolley;

(51) **LOC (9) Cl.** **12-02**

FIG. 3 is a left side elevation view of the ski trolley illustrated in FIG. 1;

(52) **U.S. Cl.** **D34/12**

(58) **Field of Classification Search** D34/12-27;
280/47.17, 47.18, 47.19, 47.26, 47.27, 47.34,
280/5.32, 654, 79.11, 79.3

FIG. 4 is a right side elevation view of the ski trolley illustrated in FIG. 1;

See application file for complete search history.

FIG. 5 is a front elevation view of the ski trolley illustrated in FIG. 1;

(56) **References Cited**

U.S. PATENT DOCUMENTS

D180,868 S *	8/1957	Diehl	D34/24
D201,547 S *	7/1965	Krueger	D34/26
D473,989 S *	4/2003	Hittle	D34/18
D519,258 S *	4/2006	Resfum	D34/12
D523,203 S *	6/2006	Pertuset	D34/24
D564,724 S *	3/2008	Dethier	D34/24

FIG. 6 is a rear elevation view of the ski trolley illustrated in FIG. 1;

FIG. 7 is a top plan view of the ski trolley illustrated in FIG. 1; and,

FIG. 8 is a bottom plan view of the ski trolley illustrated in FIG. 1.

1 Claim, 8 Drawing Sheets

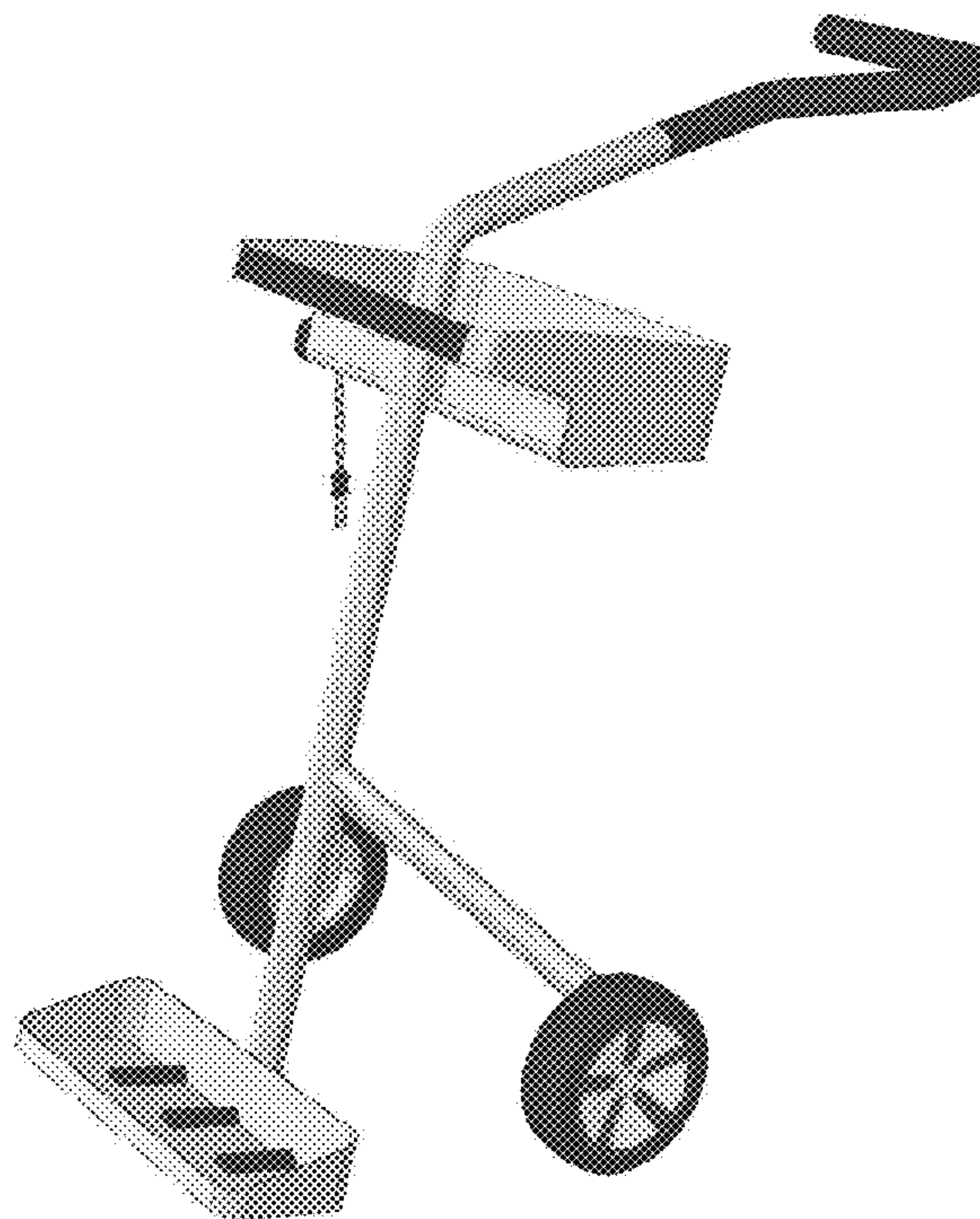




FIG. 1



FIG. 2



FIG. 3



FIG. 4

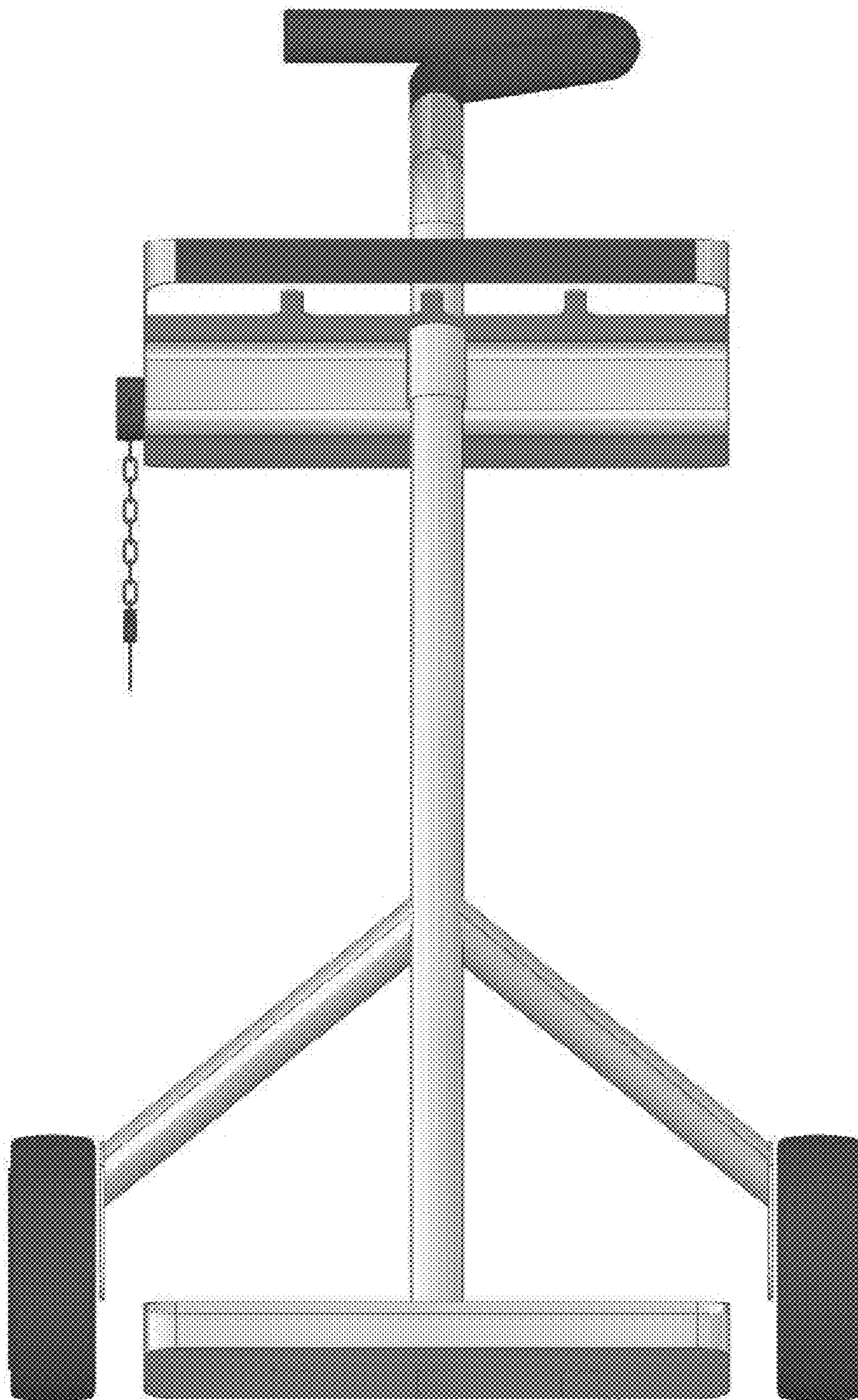


FIG. 5




FIG. 6

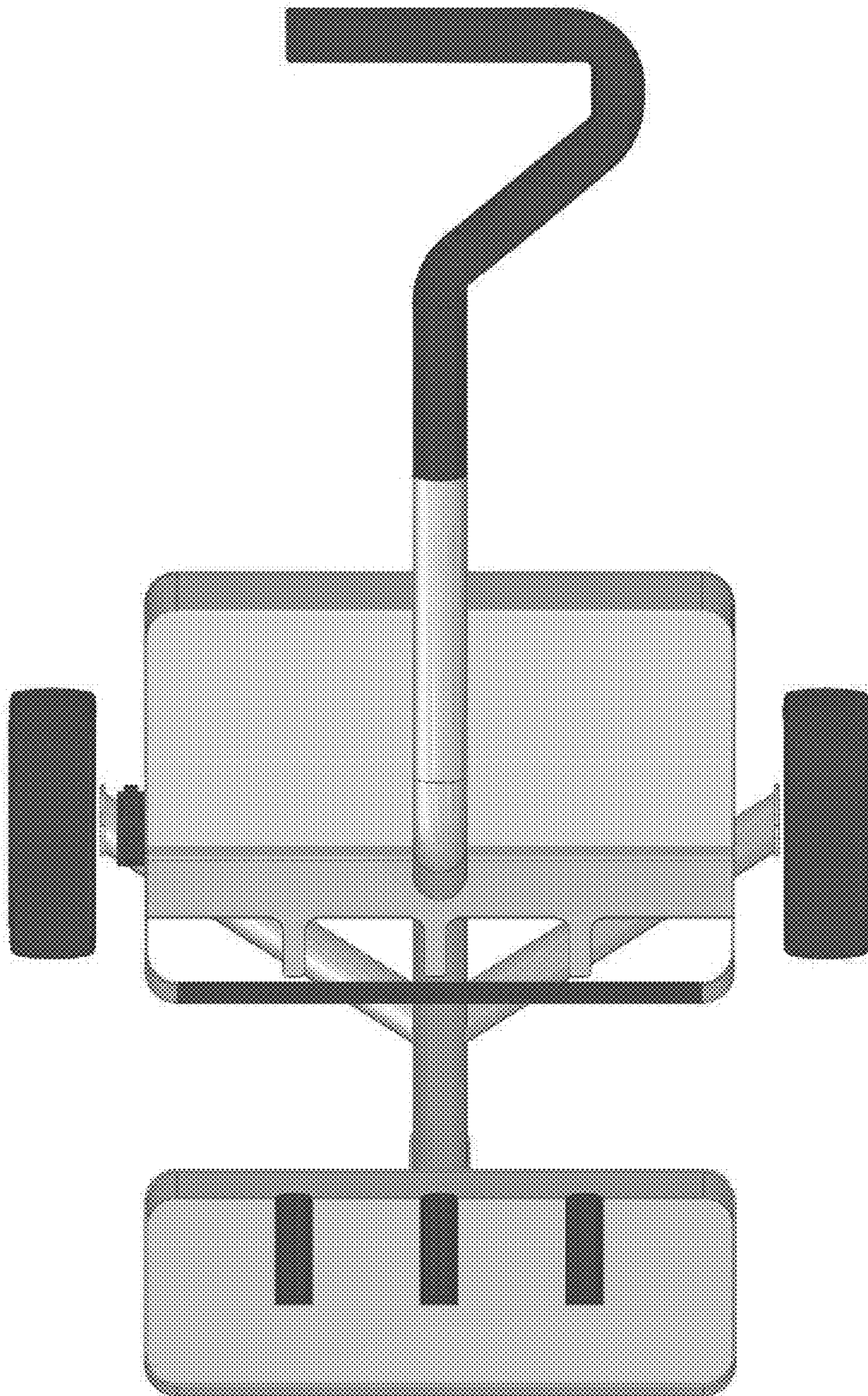


FIG. 7

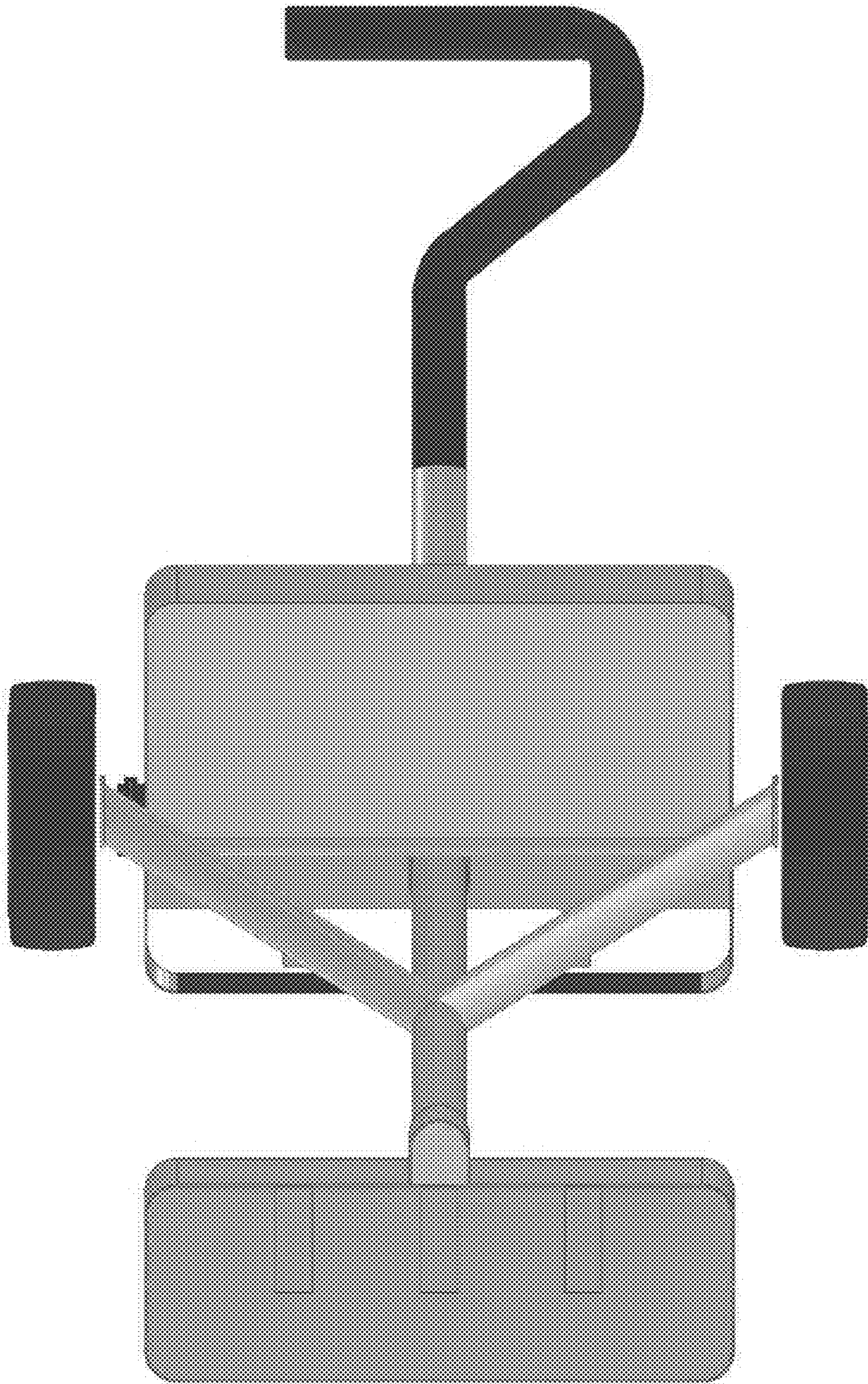


FIG. 8