



US00D632445S

(12) **United States Design Patent**
Orezzoli

(10) **Patent No.:** **US D632,445 S**

(45) **Date of Patent:** **** Feb. 8, 2011**

(54) **SOAP GLOVE**

(76) Inventor: **Carol Orezzoli**, 3505 Milton St. N,
Shoreview, MN (US) 55126

(**) Term: **14 Years**

(21) Appl. No.: **29/349,382**

(22) Filed: **Mar. 30, 2010**

(51) **LOC (9) Cl.** **04-01**

(52) **U.S. Cl.** **D32/43; D28/63**

(58) **Field of Classification Search** D32/40-45;
D28/63; D2/616, 617, 619; 2/161.6, 161.8;
15/244.1-244.4, 208, 209.1

See application file for complete search history.

(56) **References Cited**

U.S. PATENT DOCUMENTS

3,711,889	A	1/1973	Jennings	
D271,060	S *	10/1983	Sami	D32/40
4,825,499	A	5/1989	Baptiste	
D389,603	S	1/1998	Roman et al.	
D424,783	S *	5/2000	Meier	D2/614
6,398,443	B1	6/2002	Barela	
D499,528	S *	12/2004	Hoskins	D2/617
D544,665	S *	6/2007	Keene	D32/43
D561,418	S *	2/2008	Gaetz	D32/42

D584,464	S *	1/2009	Suran et al.	D32/40
D588,769	S *	3/2009	Nourollah et al.	D32/43
D589,666	S *	3/2009	Crater	D32/43
D593,720	S *	6/2009	Nourian	D32/40

* cited by examiner

Primary Examiner—Robin V Webster

(74) *Attorney, Agent, or Firm*—Paul R. Martin

(57) **CLAIM**

The ornamental design for a soap glove, as shown and described.

DESCRIPTION

FIG. 1 is a perspective view of the palm surface of the soap glove of the invention.

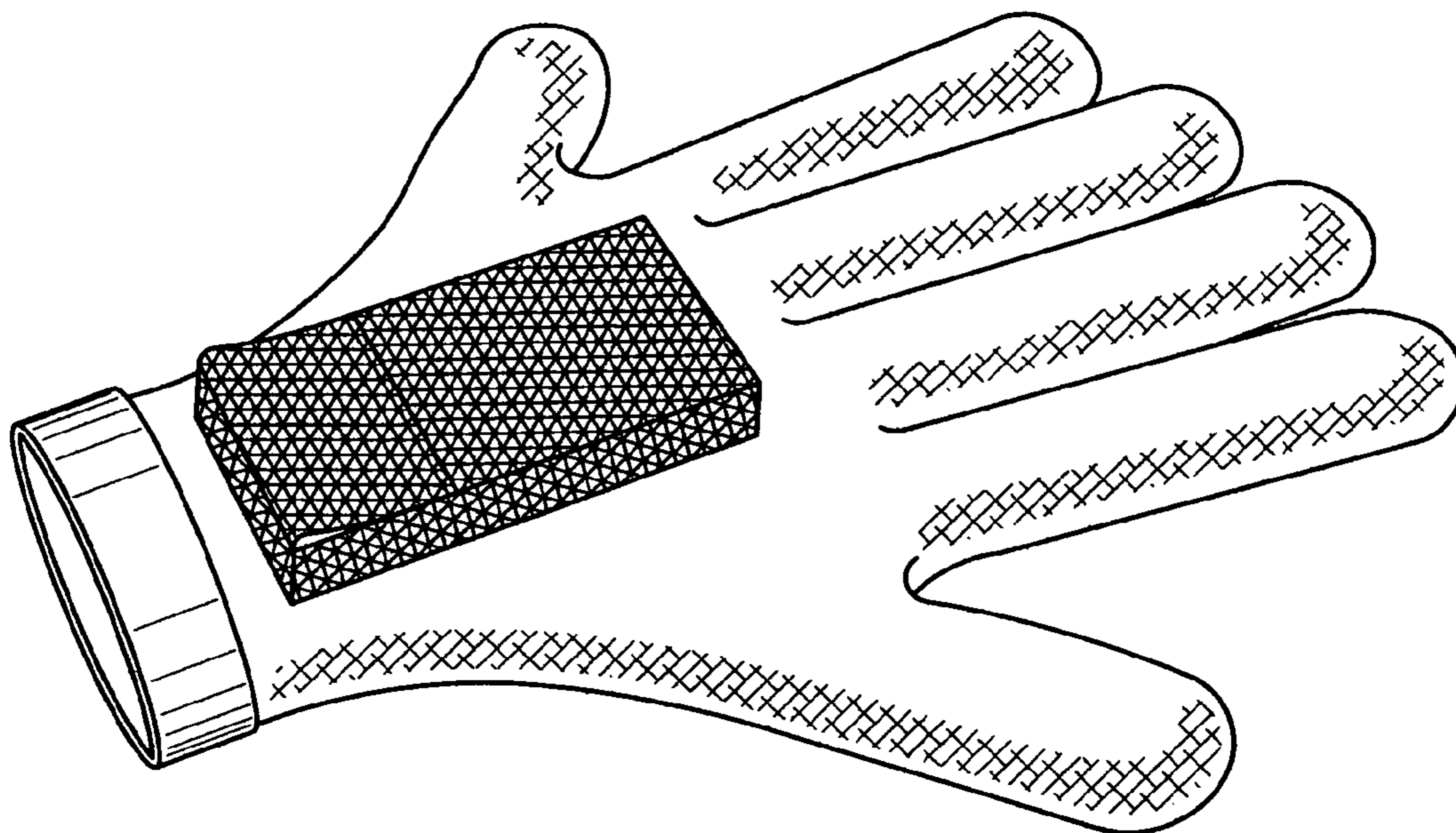
FIG. 2 is a plan view of the palm surface of the soap glove of FIG. 1.

FIG. 3 is right side elevational view of the soap glove shown in FIG. 2.

FIG. 4 is left side elevational view of the soap glove shown in FIG. 2; and,

FIG. 5 is a plan view from the top of the soap glove shown in FIG. 1.

1 Claim, 3 Drawing Sheets



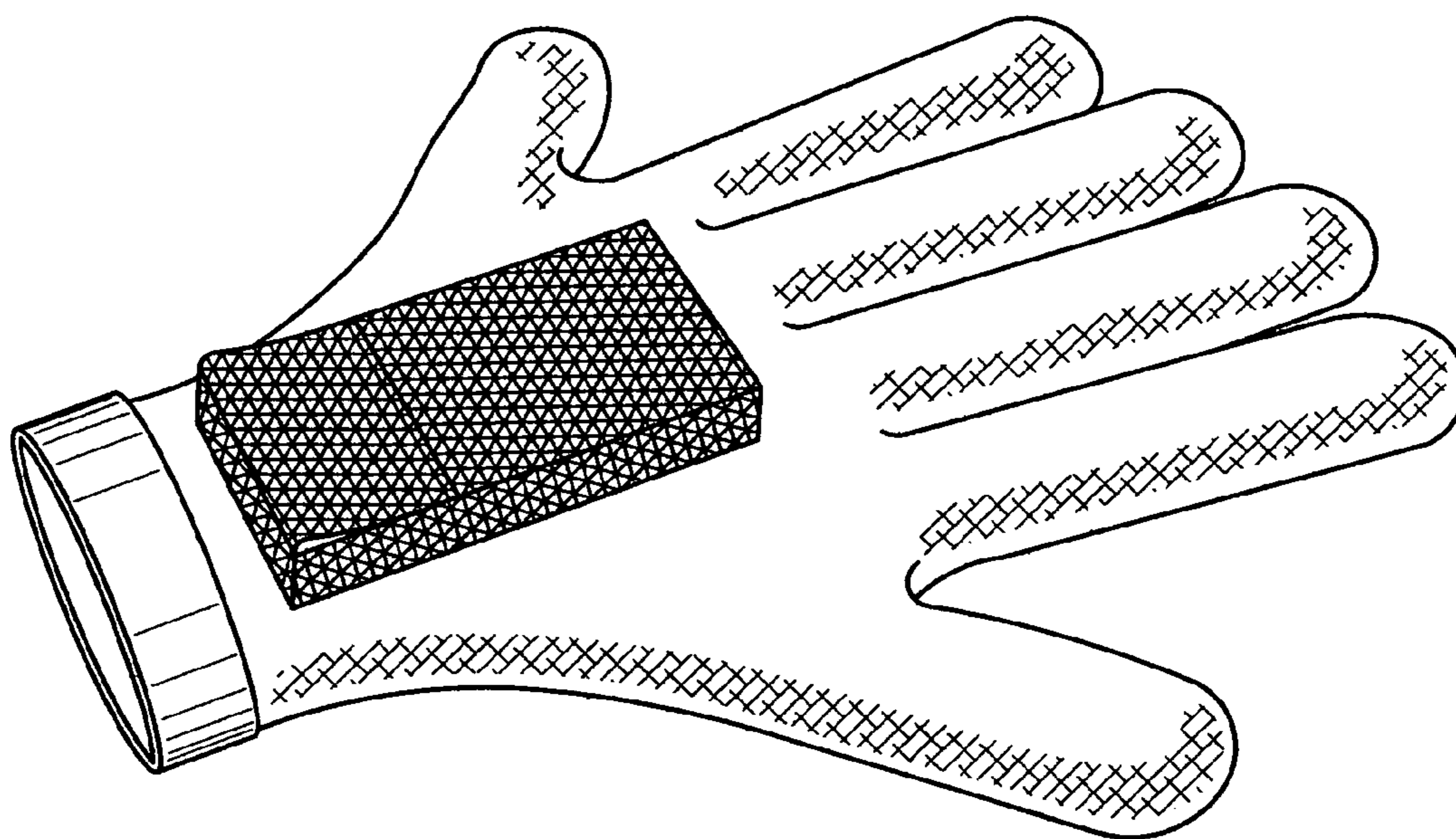


FIG. 1

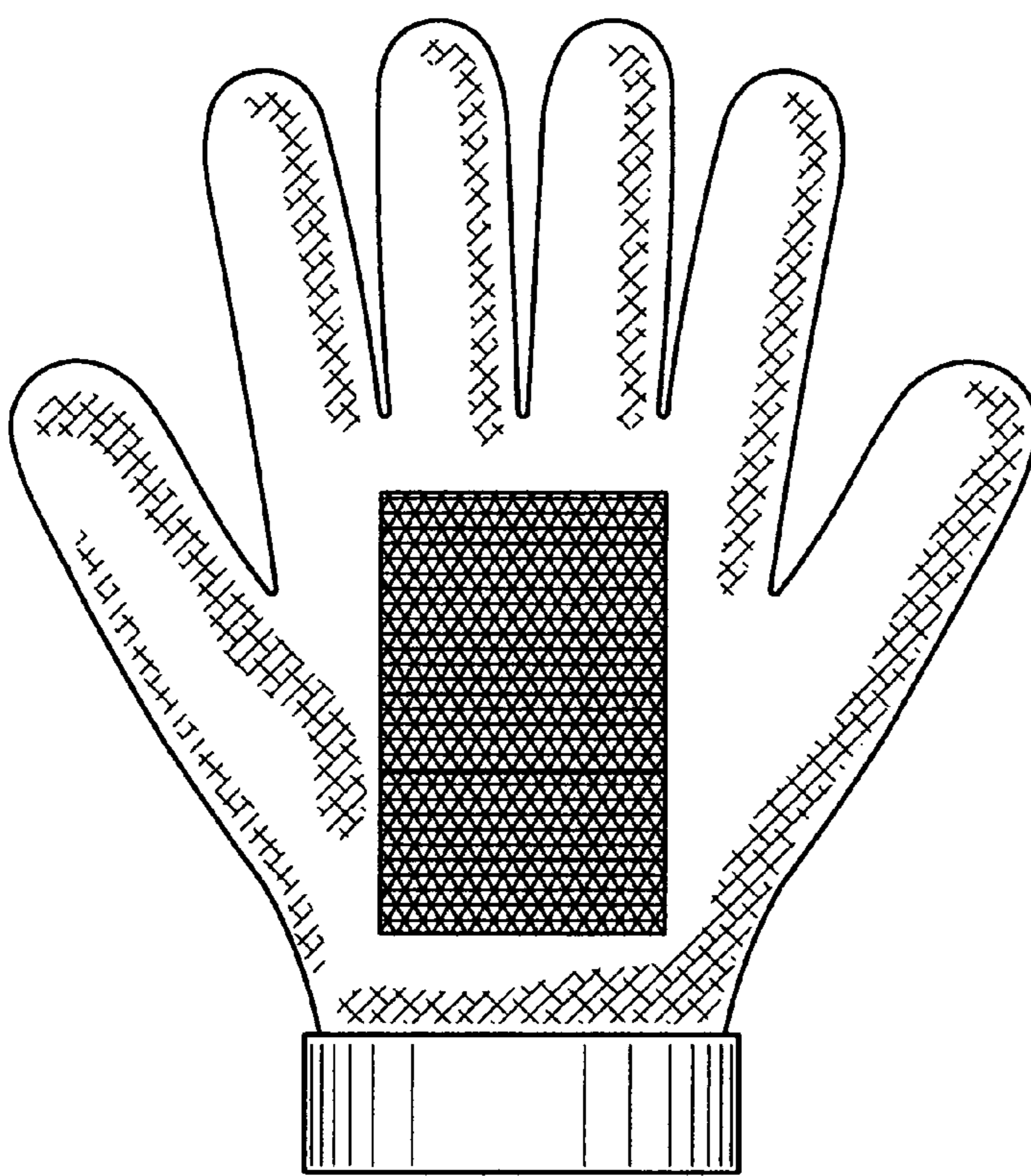


FIG. 2

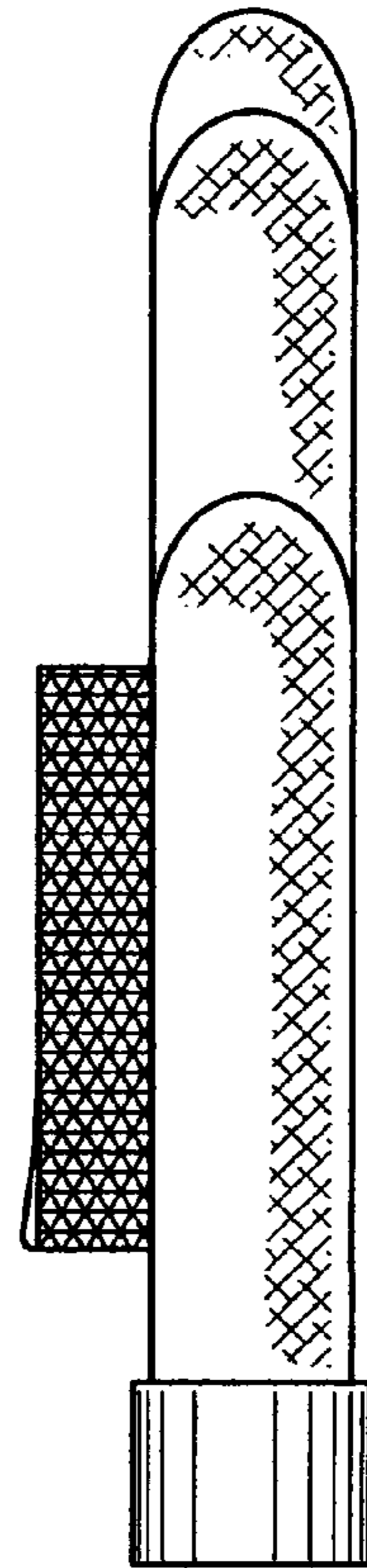


FIG. 3

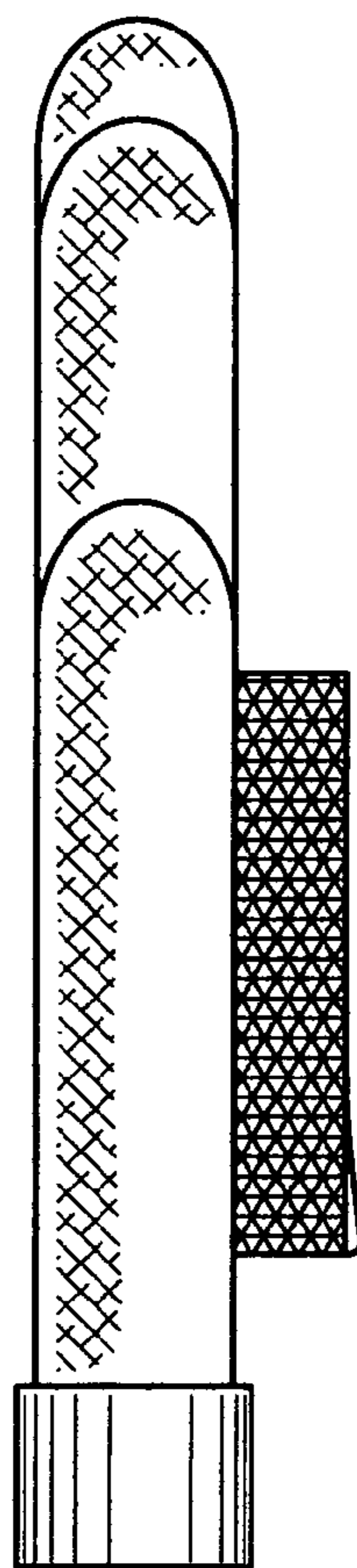


FIG. 4

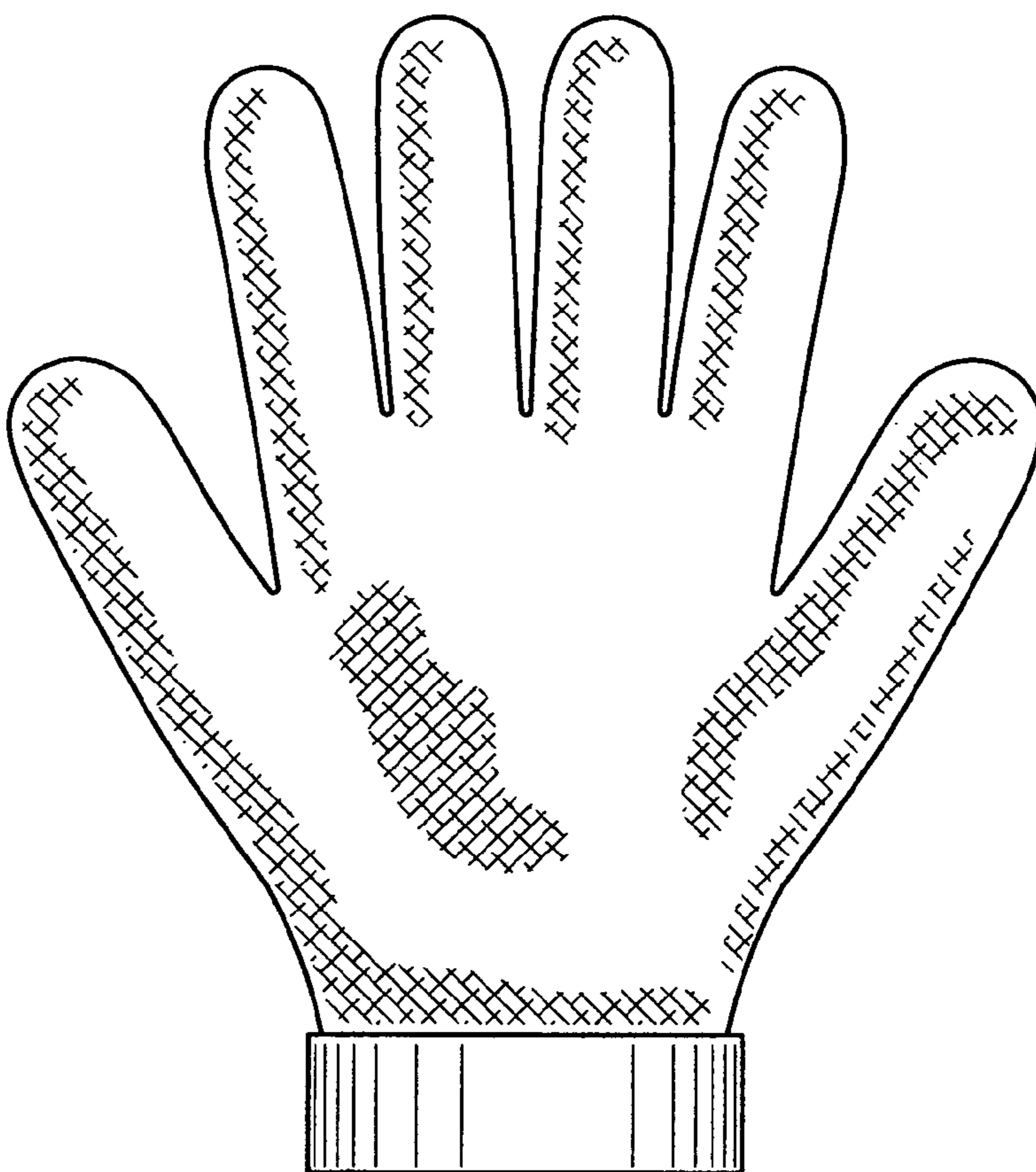


FIG. 5