



US00D632441S

(12) **United States Design Patent**  
**Hong**

(10) **Patent No.:** **US D632,441 S**

(45) **Date of Patent:** **\*\* Feb. 8, 2011**

(54) **INDUSTRIAL GLOVE**

(75) Inventor: **Jin K. Hong**, Cerritos, CA (US)

(73) Assignee: **Primax Manufacturing & Trading, Inc.**, Bellflower, CA (US)

(\*\*) Term: **14 Years**

(21) Appl. No.: **29/293,373**

(22) Filed: **Nov. 20, 2007**

(51) **LOC (9) Cl.** ..... **29-02**

(52) **U.S. Cl.** ..... **D29/123**

(58) **Field of Classification Search** ..... D29/113,  
D29/116.2, 117.1–119, 120.1, 123; D2/610,  
D2/612, 614–623; 2/16, 159, 161.1–161.8,  
2/162, 198; D24/190; D28/63; D32/40,  
D32/42, 43; D21/807

See application file for complete search history.

(56) **References Cited**

**U.S. PATENT DOCUMENTS**

D223,695	S *	5/1972	Kirby	.....	D2/621
D240,171	S *	6/1976	Giambazi	.....	D29/116.2
4,094,014	A *	6/1978	Schroeder	.....	2/161.8
4,224,692	A *	9/1980	Sundberg	.....	2/161.8
D278,660	S *	5/1985	Fox	.....	D2/619
4,624,016	A *	11/1986	Luevano	.....	2/19
4,864,660	A *	9/1989	Sawyer	.....	2/20
5,926,847	A *	7/1999	Eibert	.....	2/161.2
D468,074	S *	1/2003	Votel	.....	D2/619
6,721,960	B1 *	4/2004	Levesque et al.	.....	2/161.1

D500,911	S *	1/2005	Geng	.....	D2/618
D501,066	S *	1/2005	Geng	.....	D2/618
D514,771	S *	2/2006	Jaeger	.....	D2/623
D528,264	S *	9/2006	Mattesky	.....	D2/619
D589,679	S *	4/2009	Rolfe	.....	D2/617
D595,456	S *	6/2009	Kleinert	.....	D29/116.2
D595,458	S *	6/2009	Kleinert	.....	D29/116.2
D595,904	S *	7/2009	Kleinert	.....	D29/113
2009/0038052	A1 *	2/2009	Gellis	.....	2/161.8
2009/0070917	A1 *	3/2009	Shoemaker	.....	2/161.1
2009/0077714	A1 *	3/2009	Baacke	.....	2/167

\* cited by examiner

*Primary Examiner*—Holly H Baynham

*Assistant Examiner*—Michelle E Wilson

(74) *Attorney, Agent, or Firm*—Cohen IP Law Group, PC;  
Michael N. Cohen

(57) **CLAIM**

I claim the ornamental design for a industrial glove, as shown and described.

**DESCRIPTION**

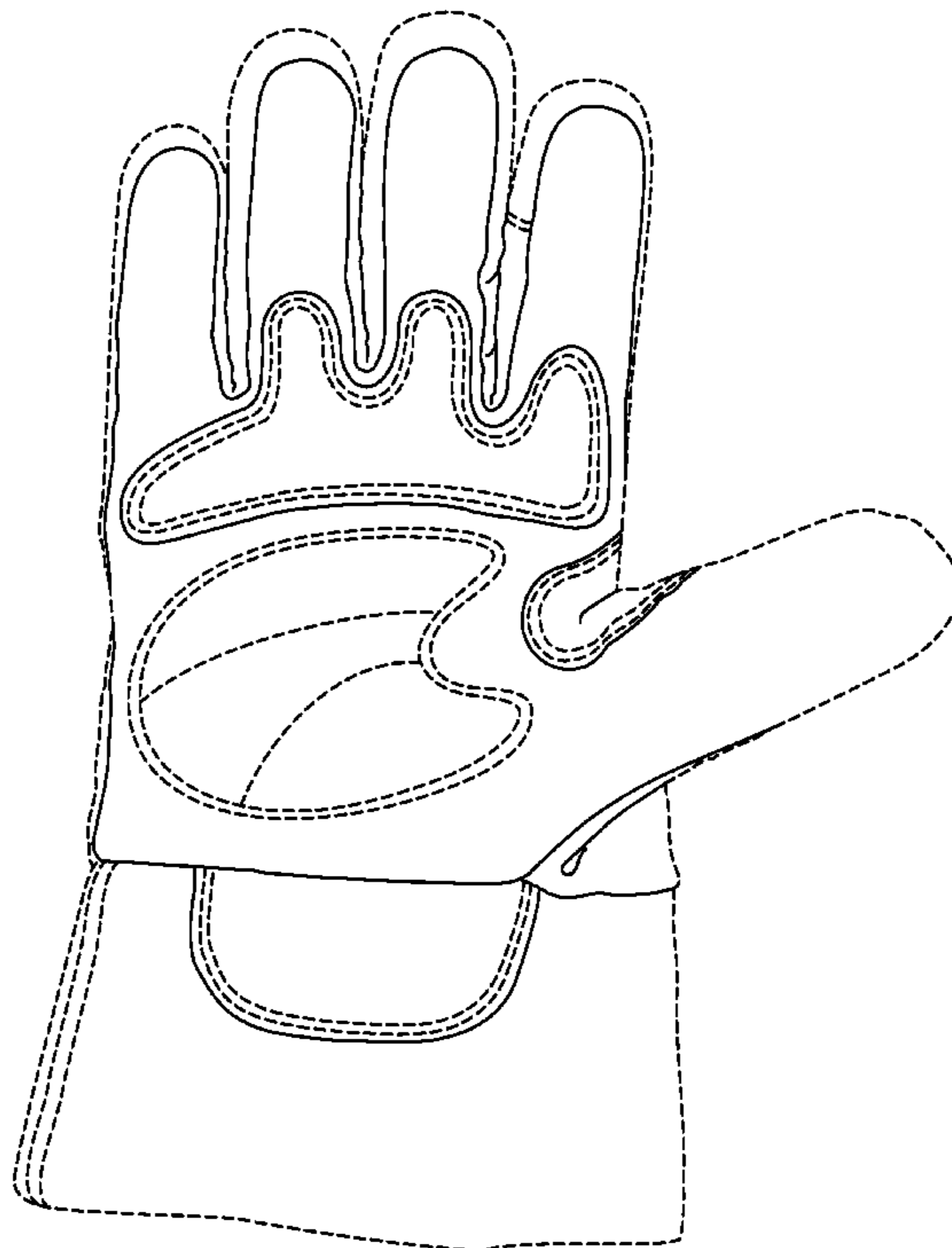
FIG. 1 is a front view of a industrial glove;

FIG. 2 is a perspective view of FIG. 1; and,

FIG. 3 is a partially enlarged view of a palm portion side view of FIG. 1.

The broken line showing on the industrial glove are included for the purpose of illustrating environmental structure and forms no part of the claimed design.

**1 Claim, 3 Drawing Sheets**



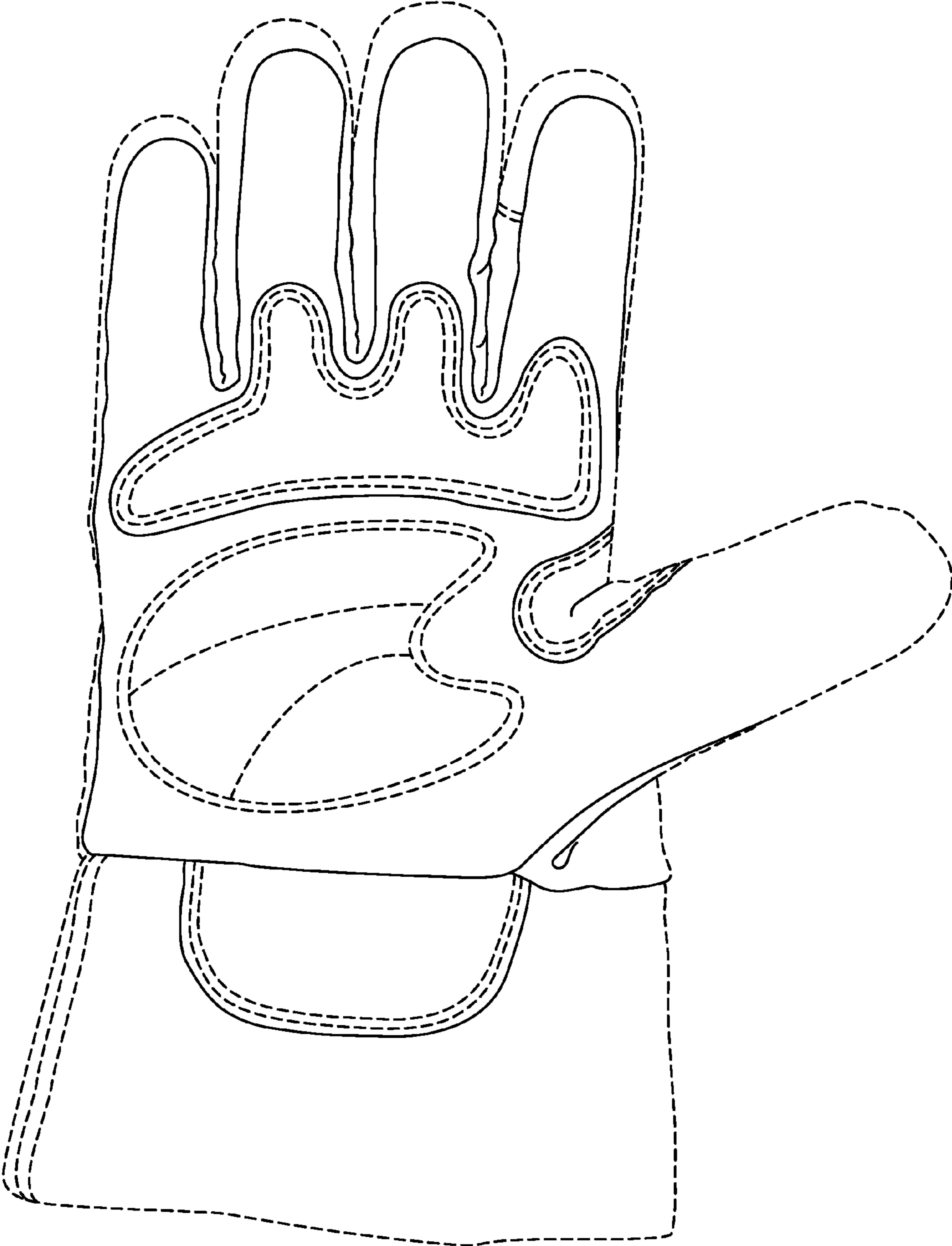


FIG. 1

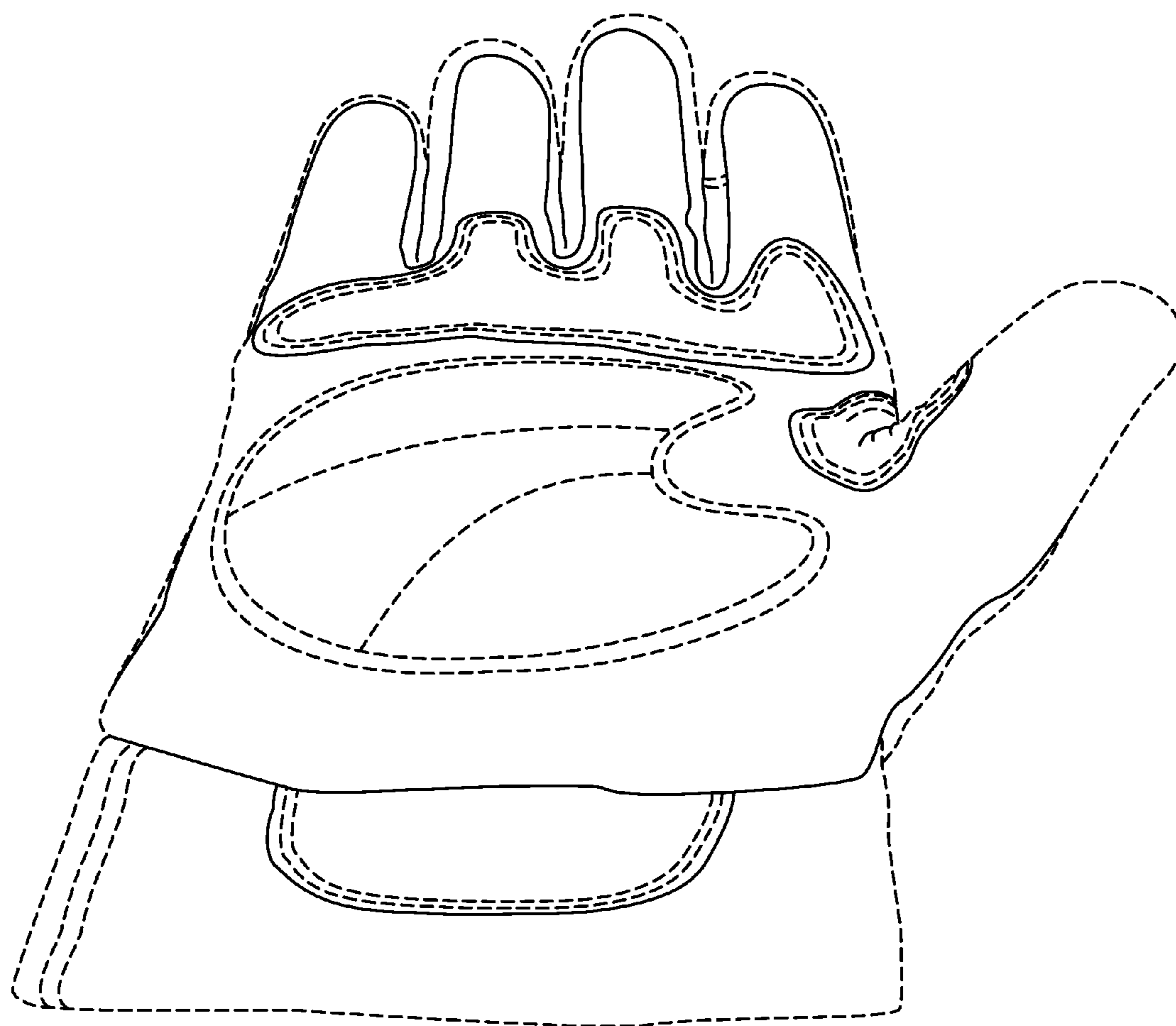


FIG. 2

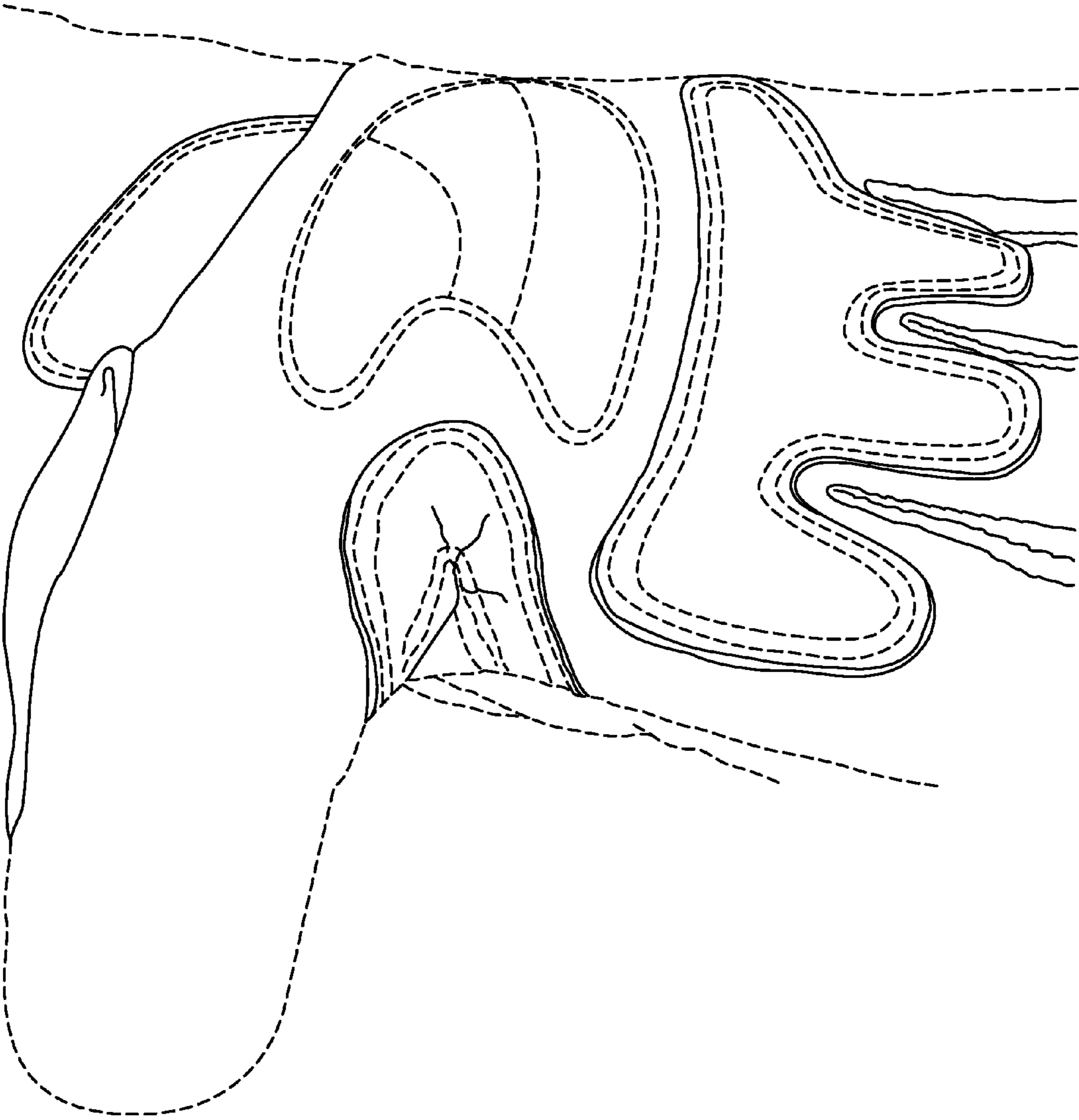


FIG. 3