



US00D632433S

(12) **United States Design Patent**  
**Nakasuka**

(10) **Patent No.:** **US D632,433 S**  
(45) **Date of Patent:** **\*\* Feb. 8, 2011**

(54) **RAZOR HANDLE**

(75) Inventor: **Hiroyuki Nakasuka**, Gifu (JP)

(73) Assignee: **Kai R & D Center Co., Ltd.**, Gifu (JP)

(\*\*) Term: **14 Years**

(21) Appl. No.: **29/349,715**

(22) Filed: **Apr. 26, 2010**

(30) **Foreign Application Priority Data**

Dec. 2, 2009 (JP) ..... 2009-028104

(51) **LOC (9) Cl.** ..... **28-03**

(52) **U.S. Cl.** ..... **D28/48**

(58) **Field of Classification Search** ..... D28/44-54;  
30/32, 32.05, 34.1-34.2, 41, 44-46, 47-51,  
30/57-58, 77-84, 526-539  
See application file for complete search history.

(56) **References Cited**

**U.S. PATENT DOCUMENTS**

5,199,173 A \* 4/1993 Hegemann et al. .... 30/49  
D407,529 S \* 3/1999 May ..... D28/46  
D491,311 S 6/2004 Follo  
D534,313 S 12/2006 Provost et al.  
D534,686 S 1/2007 Provost et al.

D536,133 S 1/2007 Bozikis et al.  
D537,203 S 2/2007 Provost et al.  
D542,472 S \* 5/2007 Sakurai ..... D28/48  
D560,031 S 1/2008 Fischer et al.  
D560,033 S 1/2008 Rhoad et al.  
D560,851 S 1/2008 Rhoad et al.  
D590,995 S \* 4/2009 Furuta ..... D28/48

**FOREIGN PATENT DOCUMENTS**

JP 937892 10/1995

\* cited by examiner

*Primary Examiner*—Jennifer Rivard

(74) *Attorney, Agent, or Firm*—Jordan and Hamburg LLP

(57) **CLAIM**

The ornamental design for a razor handle, as shown.

**DESCRIPTION**

FIG. 1 is a front view of a razor handle showing my new design;

FIG. 2 is a rear view thereof;

FIG. 3 is a plan view thereof;

FIG. 4 is a bottom view thereof;

FIG. 5 is a right side elevational view thereof; and,

FIG. 6 is a left side elevational view thereof.

**1 Claim, 4 Drawing Sheets**

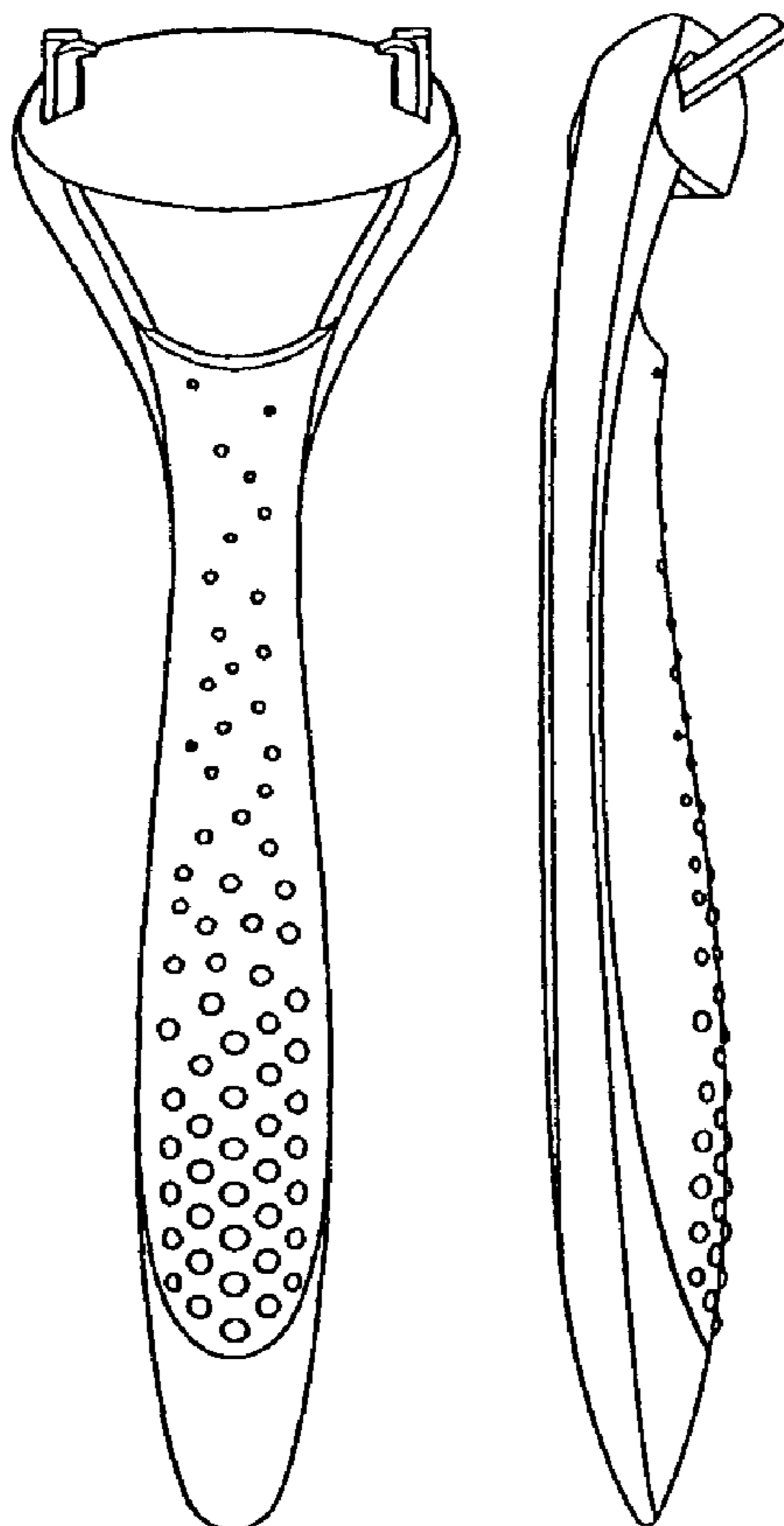


Fig. 1

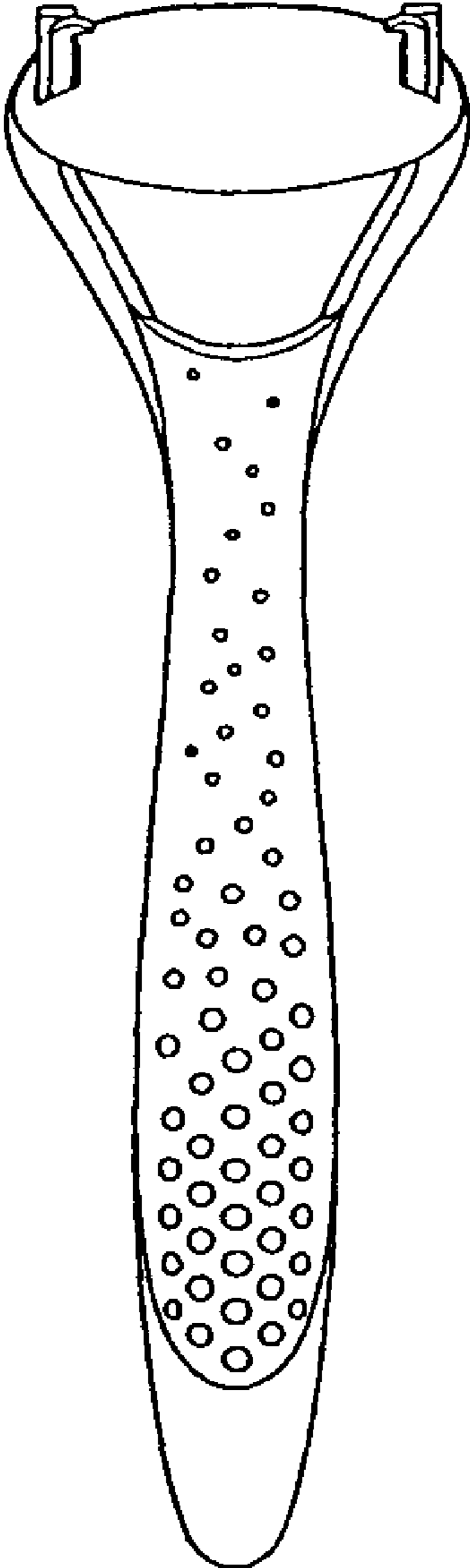


Fig. 2

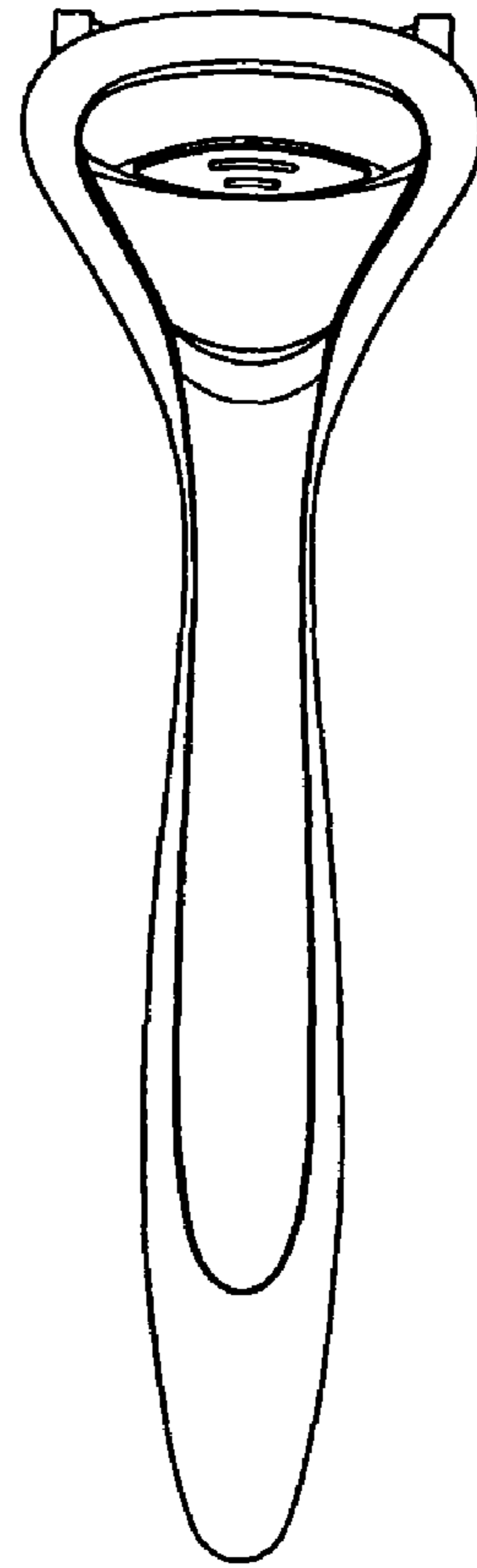


Fig. 3

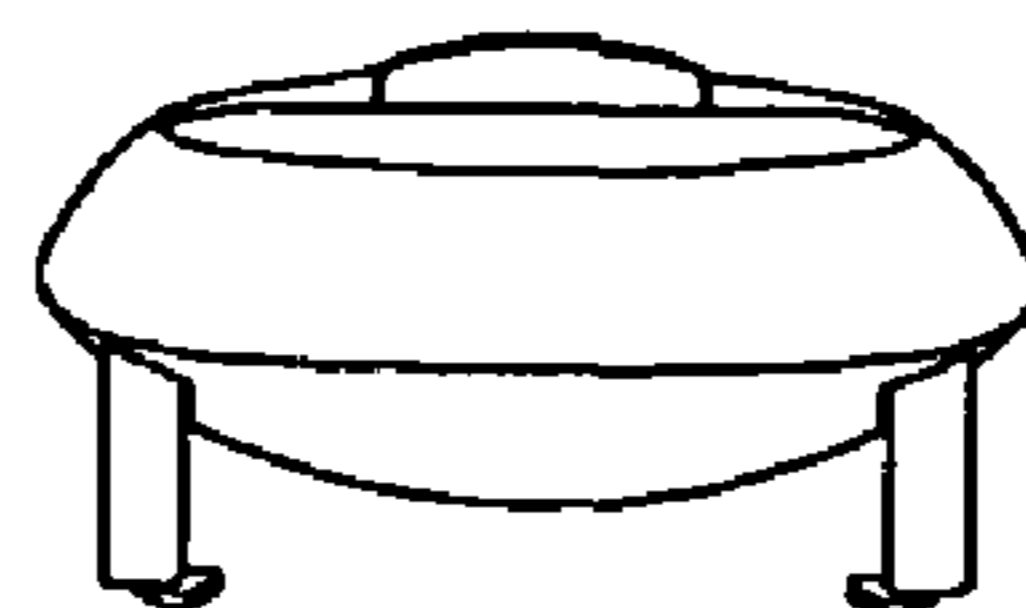


Fig. 4

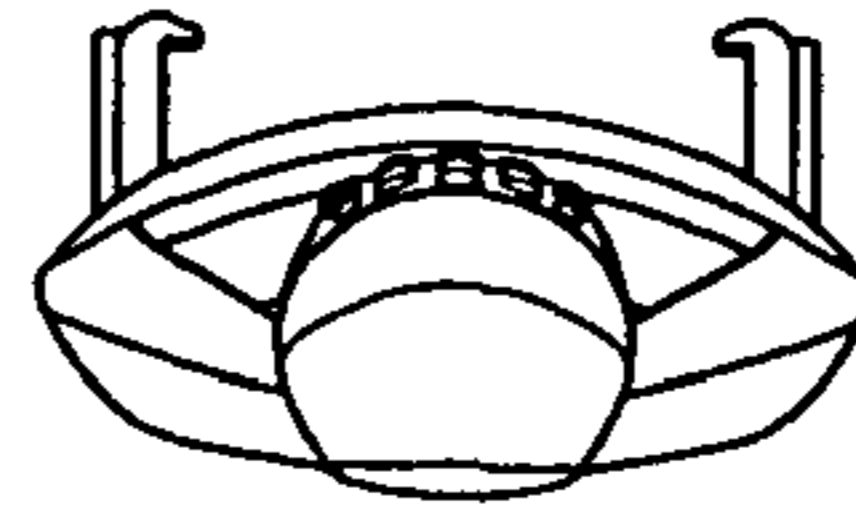


Fig. 5



Fig. 6

