



US00D632431S

(12) **United States Design Patent**  
**Kim**

(10) **Patent No.:** **US D632,431 S**  
(45) **Date of Patent:** **\*\* Feb. 8, 2011**

(54) **HAIR IRON**

(75) Inventor: **Hae Jin Kim**, Seoul (KR)

(73) Assignee: **GHD Korea, Inc.** (KR)

(\*\*) Term: **14 Years**

(21) Appl. No.: **29/367,336**

(22) Filed: **Aug. 6, 2010**

(51) **LOC (9) Cl.** ..... **28-03**

(52) **U.S. Cl.** ..... **D28/35**

(58) **Field of Classification Search** ..... D28/35,  
D28/37-38; 132/222-225, 227-229, 236,  
132/245; 219/222, 225-226

See application file for complete search history.

(56) **References Cited**

**U.S. PATENT DOCUMENTS**

- D504,541 S \* 4/2005 Cho ..... D28/35
- D581,592 S \* 11/2008 Hein ..... D28/35
- D596,796 S \* 7/2009 Keong et al. .... D28/35
- D596,801 S \* 7/2009 Keong ..... D28/35
- D605,360 S \* 12/2009 Kwok ..... D28/35

D609,400 S \* 2/2010 Yang ..... D28/35

\* cited by examiner

*Primary Examiner*—Jennifer Rivard

(74) *Attorney, Agent, or Firm*—Park & Associates IP Law  
LLC

(57) **CLAIM**

The ornamental design for a hair iron, as shown and described.

**DESCRIPTION**

FIG. 1 is a perspective view of a hair iron in accordance with the new design;

FIG. 2 is a front elevational view thereof, a rear elevational view being a mirror image of the front elevational view;


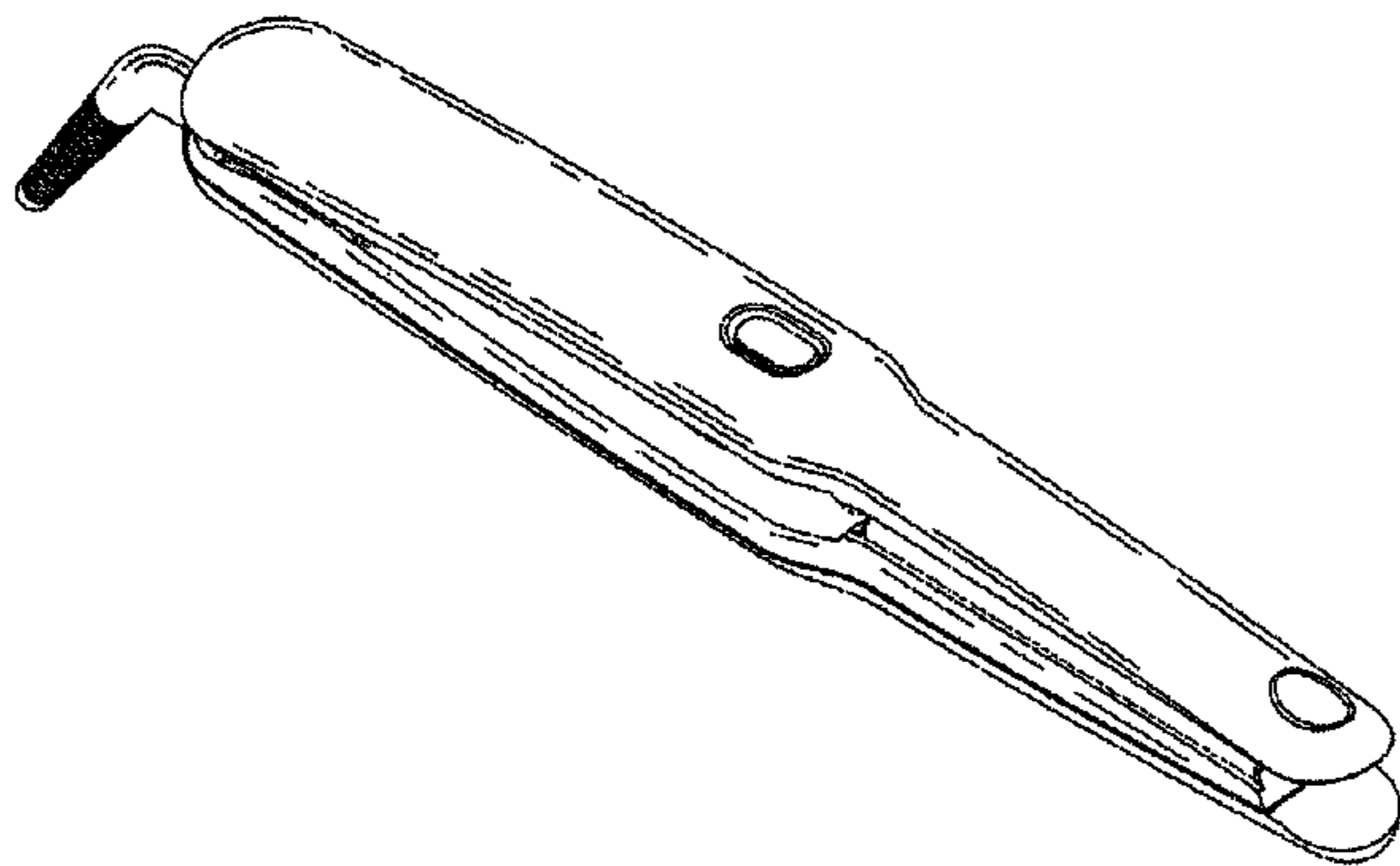
FIG. 3 is a left side elevational view thereof;

FIG. 4 is a right side elevational view thereof;

FIG. 5 is a top plan view thereof; and,

FIG. 6 is a bottom plan view thereof. The broken lines shown in the drawings illustrate portions of the article and form no part of the claimed design.

**1 Claim, 3 Drawing Sheets**



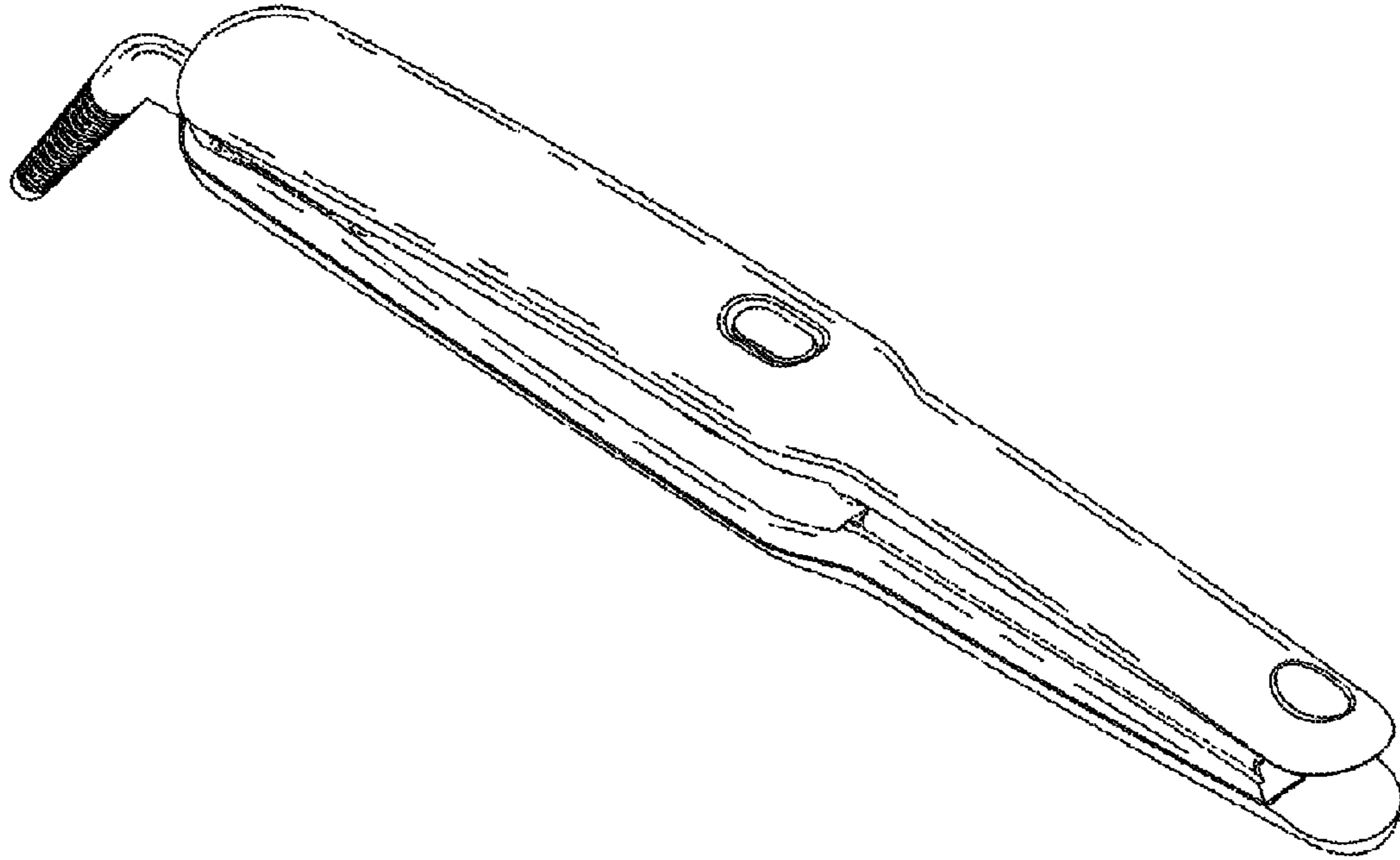


FIG. 1




FIG. 2

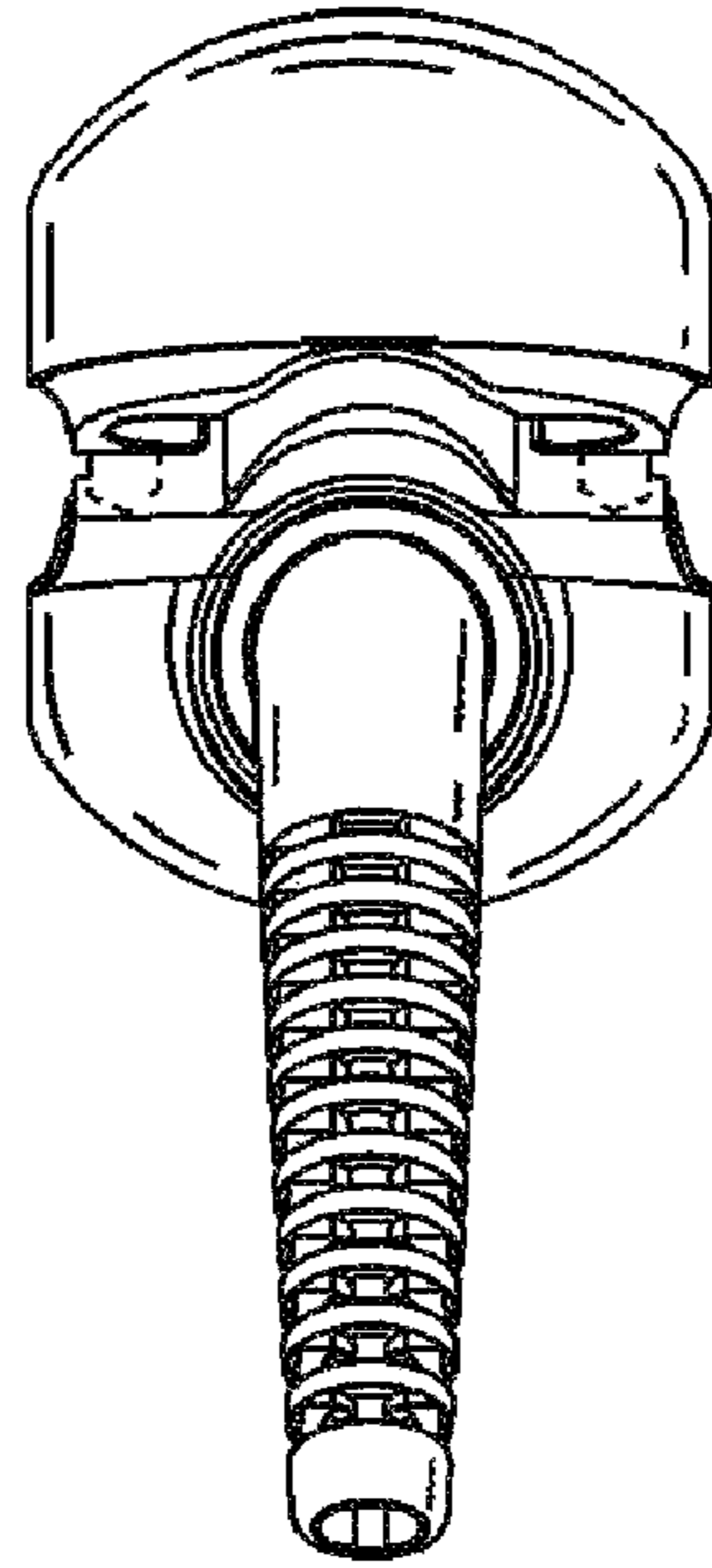


FIG. 3

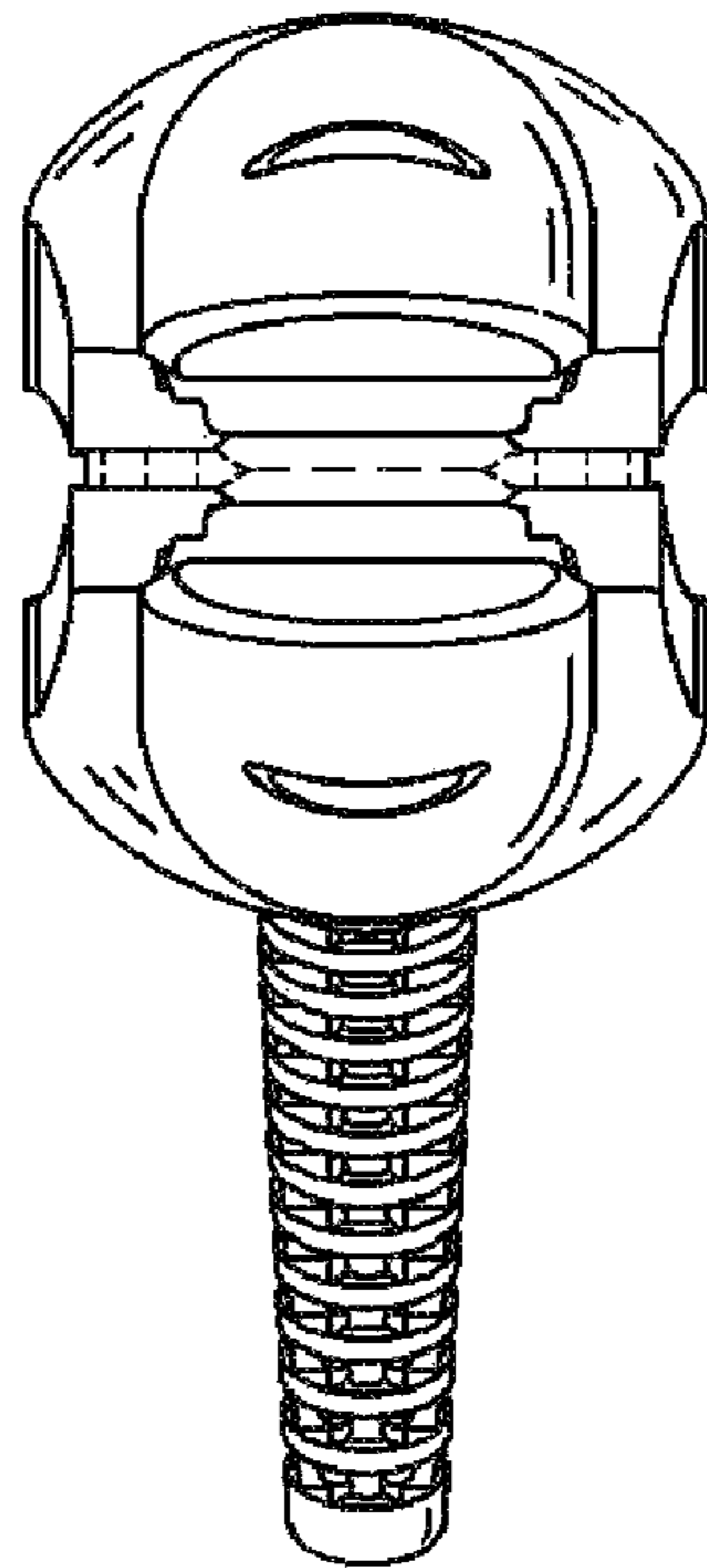


FIG. 4

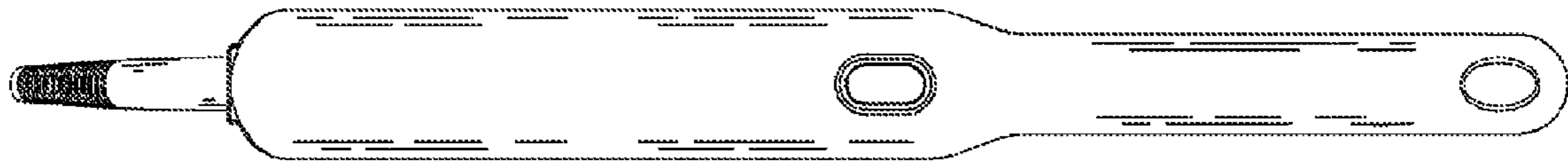


FIG. 5




FIG. 6