



US00D632428S

(12) **United States Design Patent**
Kim

(10) **Patent No.:** **US D632,428 S**

(45) **Date of Patent:** **** Feb. 8, 2011**

(54) **HAIR IRON**

(75) Inventor: **Hae Jin Kim**, Seoul (KR)

(73) Assignee: **GHD Korea, Inc.** (KR)

(**) Term: **14 Years**

(21) Appl. No.: **29/367,318**

(22) Filed: **Aug. 5, 2010**

(51) **LOC (9) Cl.** **28-03**

(52) **U.S. Cl.** **D28/35**

(58) **Field of Classification Search** D28/35,
D28/37-38; 132/222-225, 227-229, 236,
132/245; 219/222, 225-226

See application file for complete search history.

(56) **References Cited**

U.S. PATENT DOCUMENTS

| | | | |
|--------------|--------|---------------------|--------|
| D596,796 S * | 7/2009 | Keong et al. | D28/35 |
| D596,801 S * | 7/2009 | Keong | D28/35 |
| D609,401 S * | 2/2010 | Yang | D28/35 |
| D618,395 S * | 6/2010 | Mau | D28/35 |
| D620,195 S * | 7/2010 | Overend et al. | D28/35 |

* cited by examiner

Primary Examiner—Jennifer Rivard

(74) *Attorney, Agent, or Firm*—Park & Associates IP Law LLC

(57) **CLAIM**

The ornamental design for a hair iron, as shown and described.

DESCRIPTION

FIG. 1 is a perspective view of a hair iron in accordance with the new design;

FIG. 2 is a front elevational view thereof, a rear elevational view being a mirror image of the front elevational view;

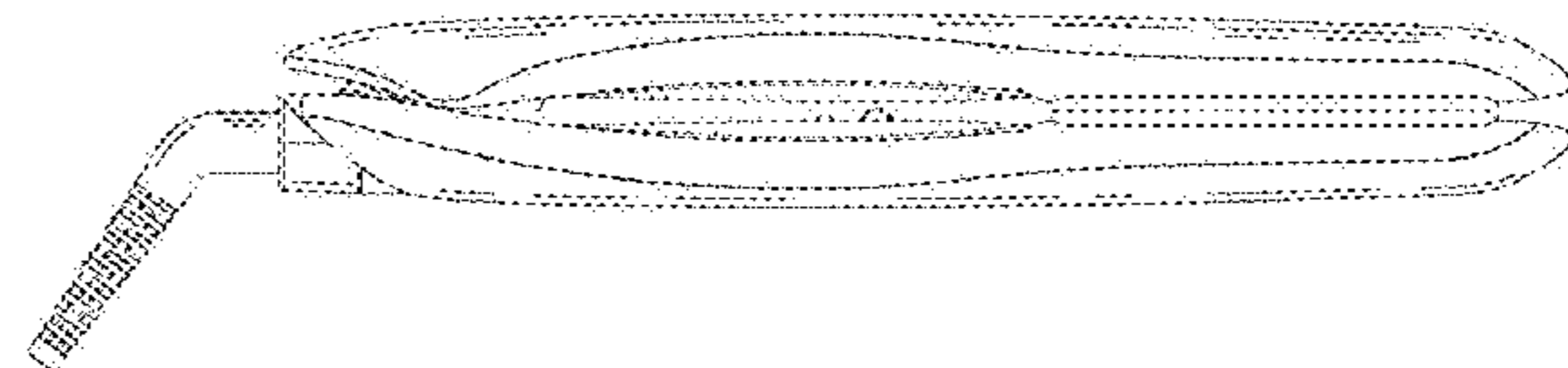

FIG. 3 is a left side elevational view thereof;

FIG. 4 is a right side elevational view thereof;

FIG. 5 is a top plan view thereof; and,

FIG. 6 is a bottom plan view thereof. The broken lines shown in the drawings illustrate portions of the article and form no part of the claimed design.

1 Claim, 3 Drawing Sheets



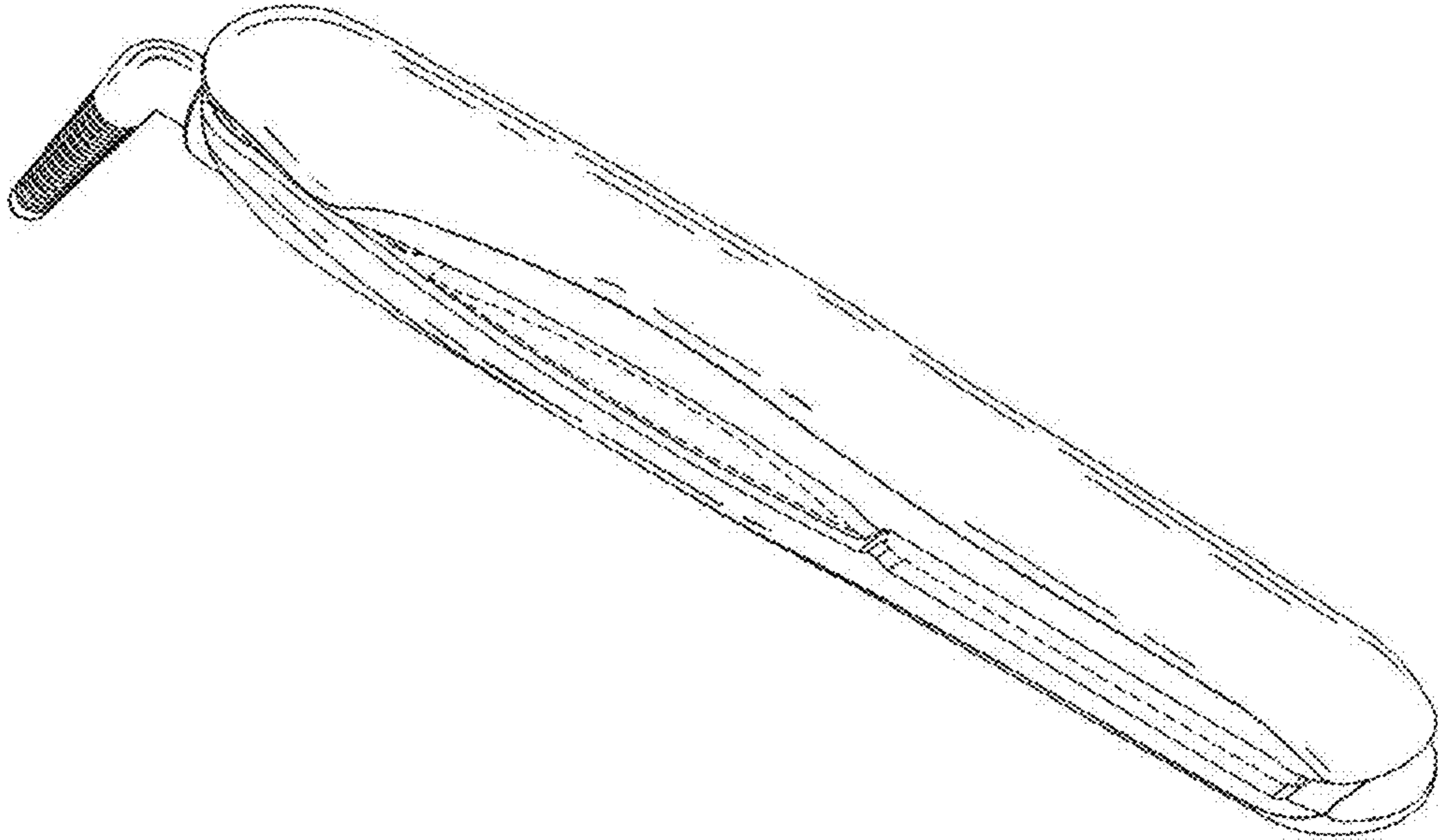


FIG. 1



FIG. 2

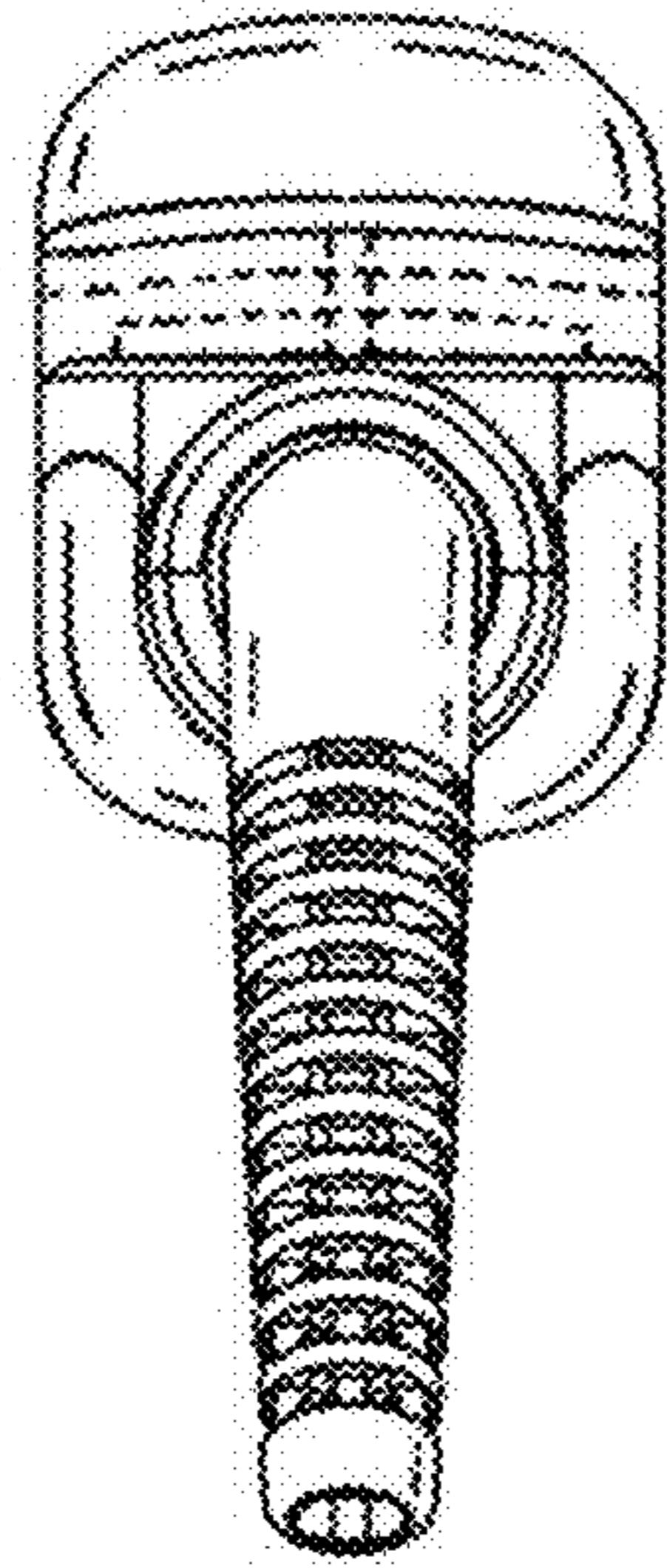


FIG. 3

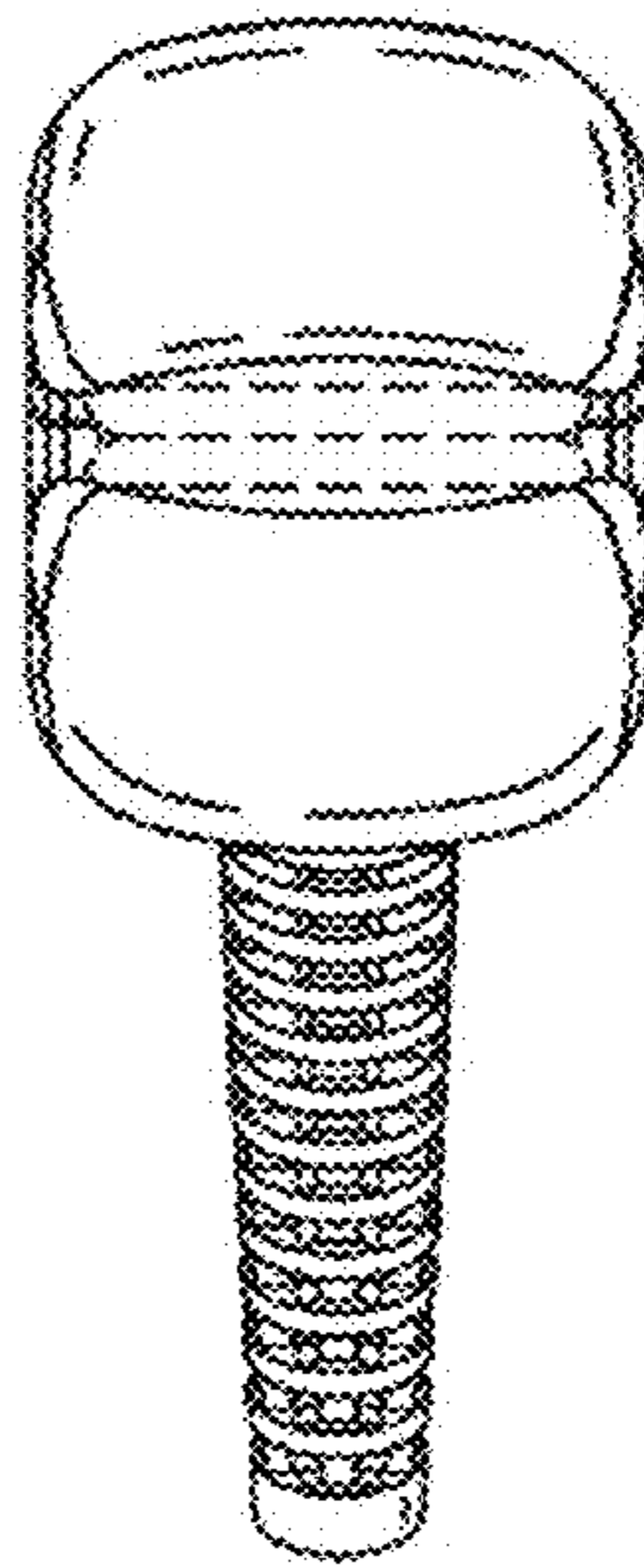


FIG. 4



FIG. 5



FIG. 6