

US00D632427S

(12) **United States Design Patent**
Shimizu

(10) **Patent No.:** **US D632,427 S**
(45) **Date of Patent:** **** Feb. 8, 2011**

(54) **PAD FOR FORMING HAIR STYLE**

(75) Inventor: **Miki Shimizu**, Tokyo (JP)

(73) Assignee: **Noble Co., Ltd.**, Tokyo (JP)

(**) Term: **14 Years**

(21) Appl. No.: **29/364,203**

(22) Filed: **Jun. 21, 2010**

(30) **Foreign Application Priority Data**

Feb. 3, 2010 (JP) D2010-002502

(51) **LOC (9) Cl.** **28-03**

(52) **U.S. Cl.** **D28/10**

(58) **Field of Classification Search** D28/9,

D28/10, 99; 132/200, 212, 207, 210, 53-55

See application file for complete search history.

(56) **References Cited**

U.S. PATENT DOCUMENTS

4,625,739	A *	12/1986	Hamazaki	132/54
4,825,886	A *	5/1989	Allen	132/54
5,117,846	A *	6/1992	Finamore et al.	132/54
7,264,003	B2 *	9/2007	Chayeb	132/54
D627,509	S *	11/2010	Tsai	D28/10
2009/0071497	A1 *	3/2009	Szlanfucht et al.	132/210
2010/0012138	A1 *	1/2010	Ruckdeschel	132/200

FOREIGN PATENT DOCUMENTS

JP	D1378960	2/2010
JP	D1378961	2/2010

* cited by examiner

Primary Examiner—Jennifer Rivard
(74) *Attorney, Agent, or Firm*—Leydig, Voit & Mayer, Ltd.

(57) **CLAIM**

The ornamental design for a pad for forming hair style, as shown and described.

DESCRIPTION

FIG. 1 is a front view of a pad for forming hair style of the present invention.

FIG. 2 is a rear view of the pad for forming hair style of FIG. 1.

FIG. 3 is a top plan view of the pad for forming hair style of FIG. 1.

FIG. 4 is a bottom view of the pad for forming hair style of FIG. 1.

FIG. 5 is a right side view of the pad for forming hair style of FIG. 1.

FIG. 6 is a left side view of the pad for forming hair style of FIG. 1.

FIG. 7 is a first perspective view of the pad for forming hair style of FIG. 1.

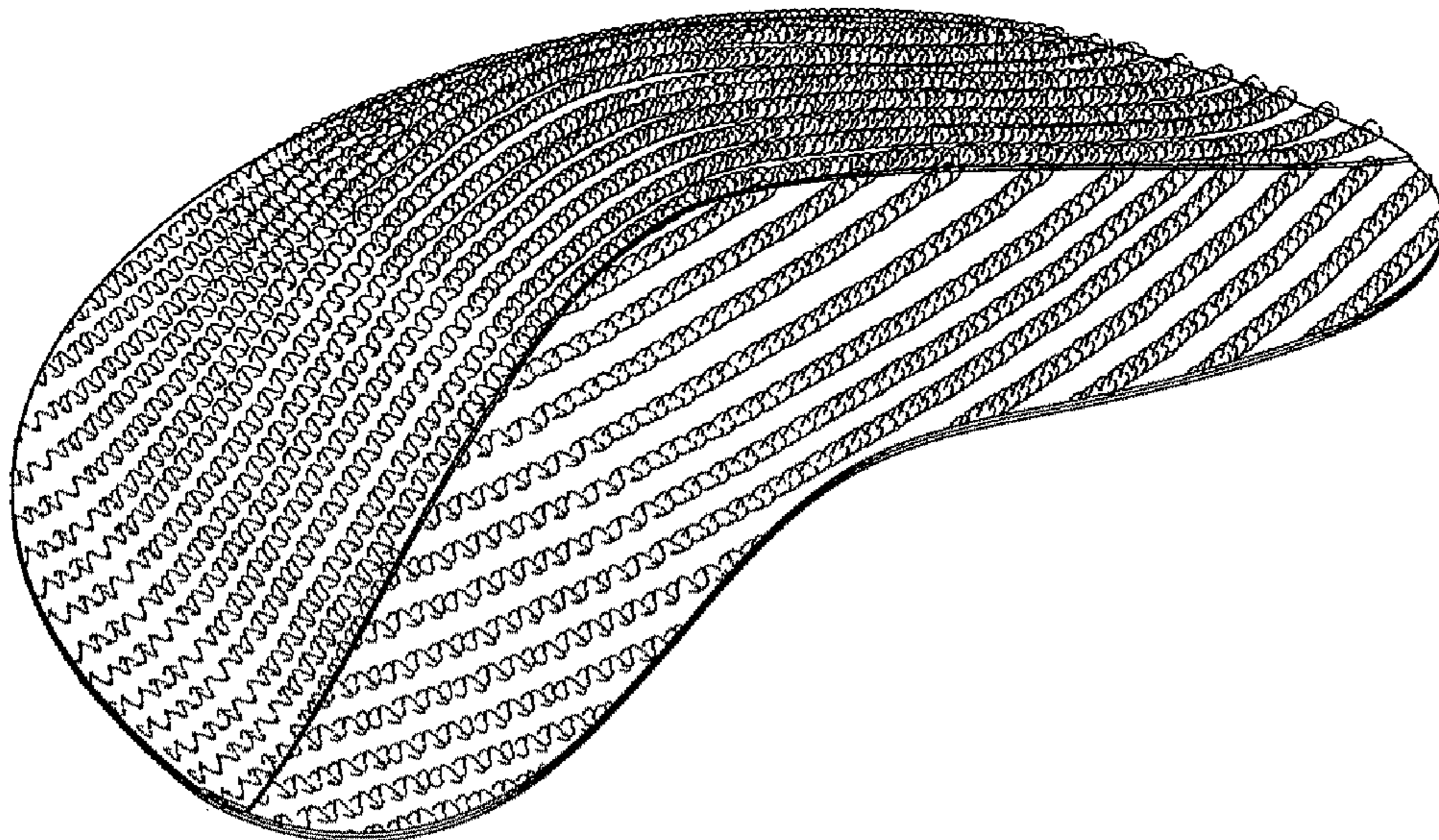
FIG. 8 is a second perspective view of the pad for forming hair style of FIG. 1.

FIG. 9 is a cross sectional view taken along line 9—9 of the pad for forming hair style of FIG. 1; and,

FIG. 10 is a reference view of the pad for forming hair style showing the occasion of use of FIG. 1.

The features shown in broken lines depict environmental subject matter only and form no part of the claimed design.

1 Claim, 10 Drawing Sheets



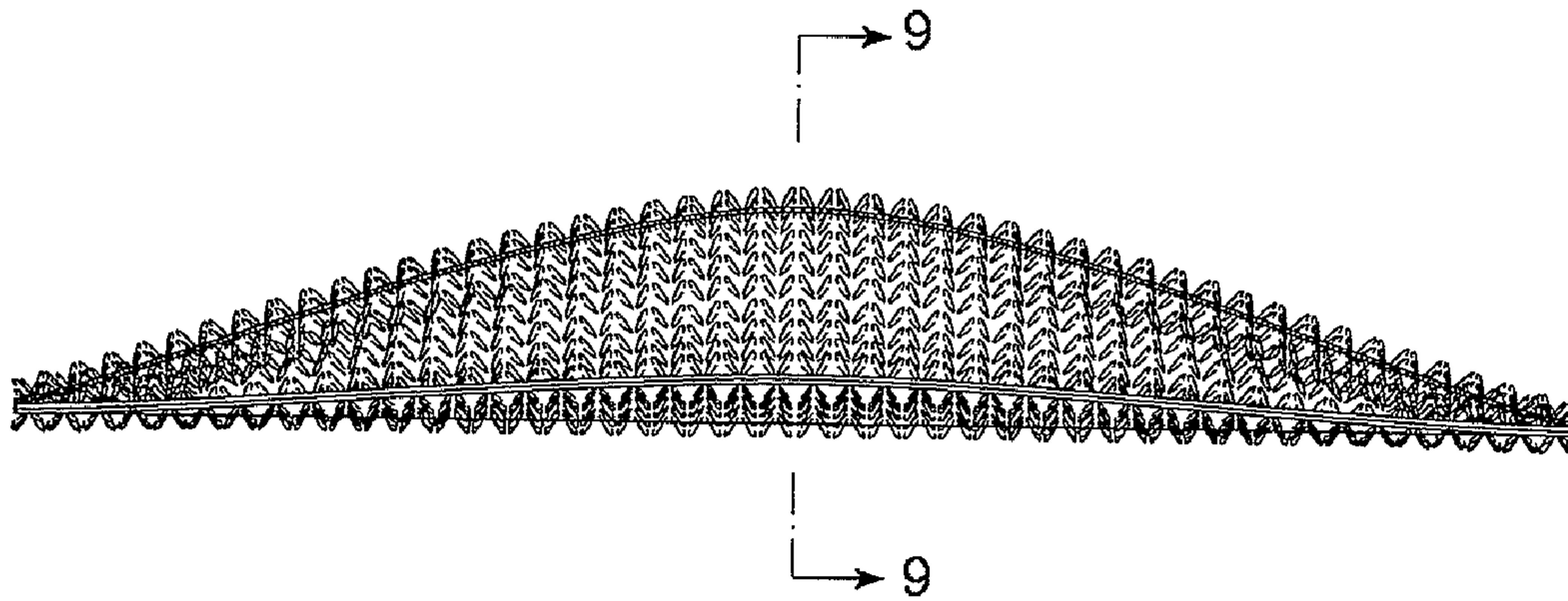


Fig. 1

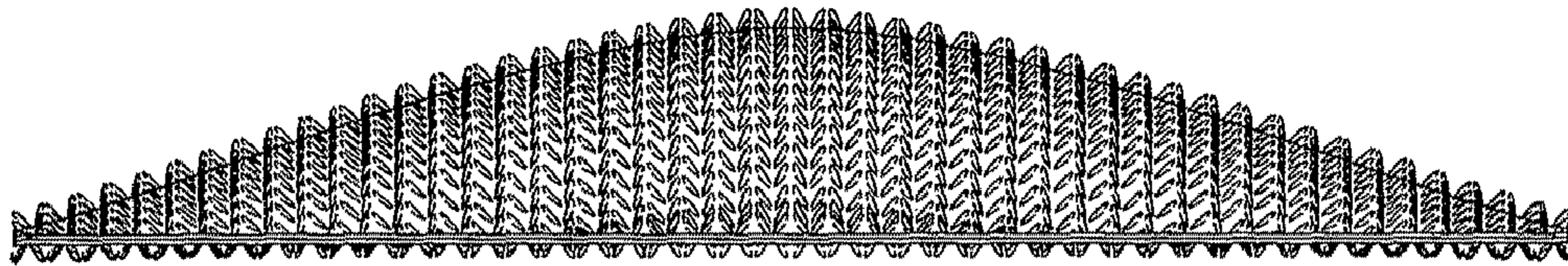


Fig. 2




Fig. 3

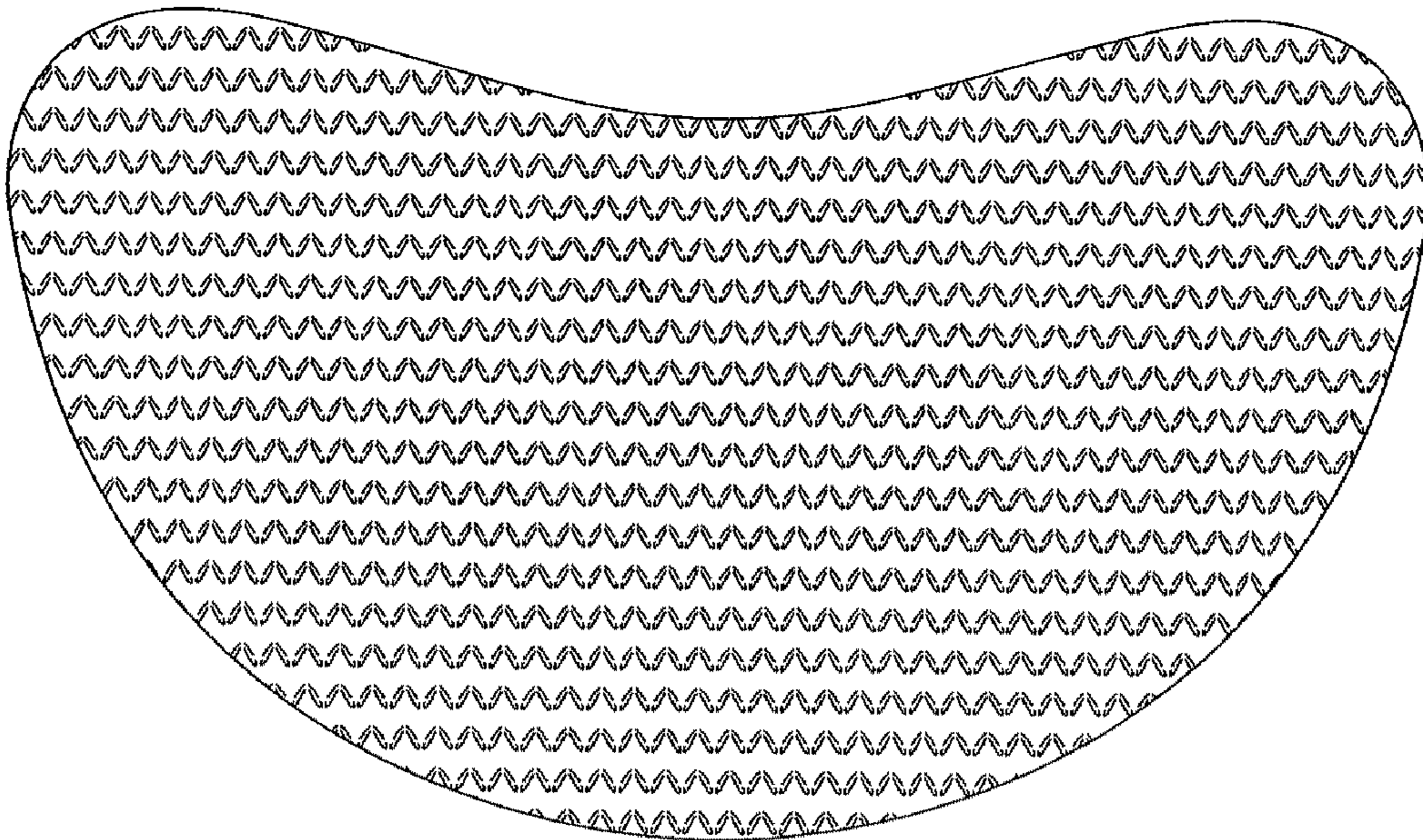


Fig. 4

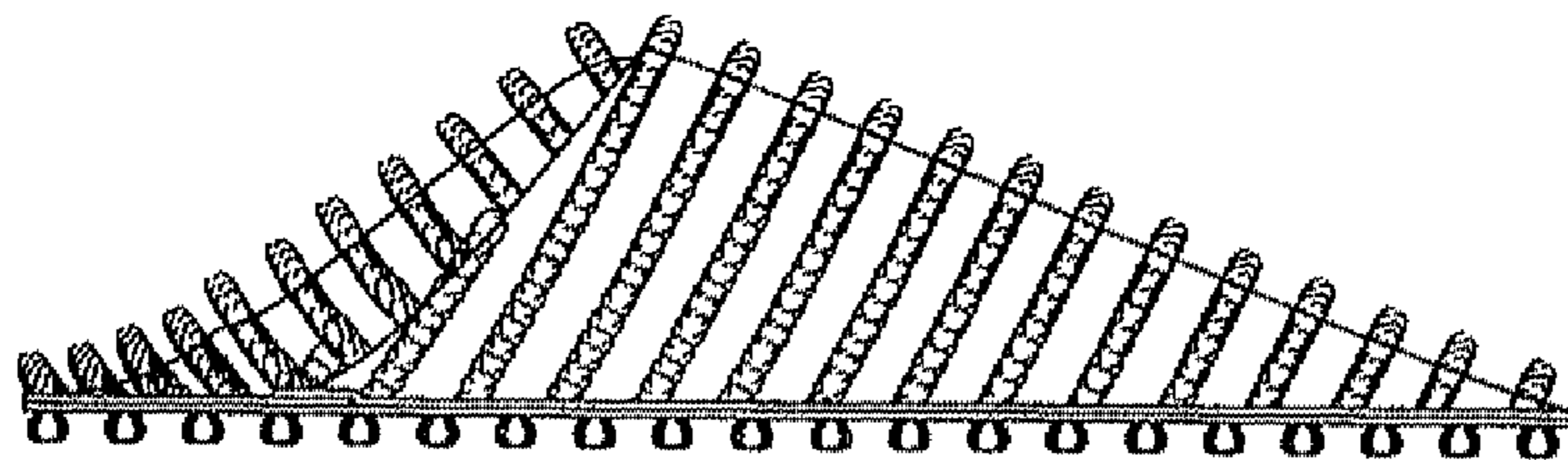


Fig. 5

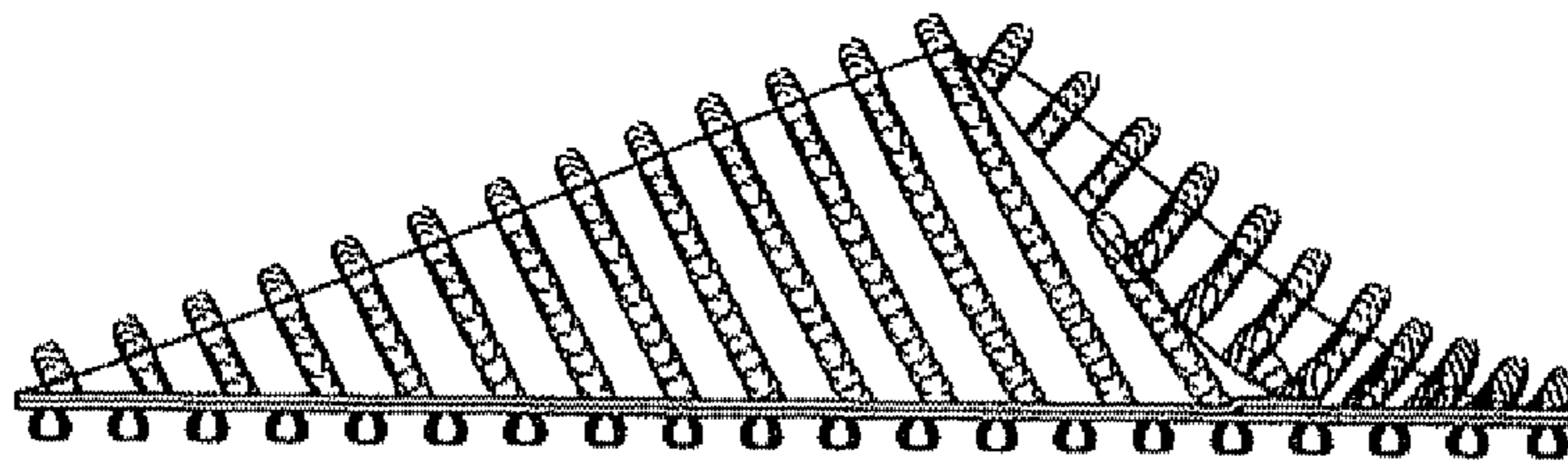


Fig. 6

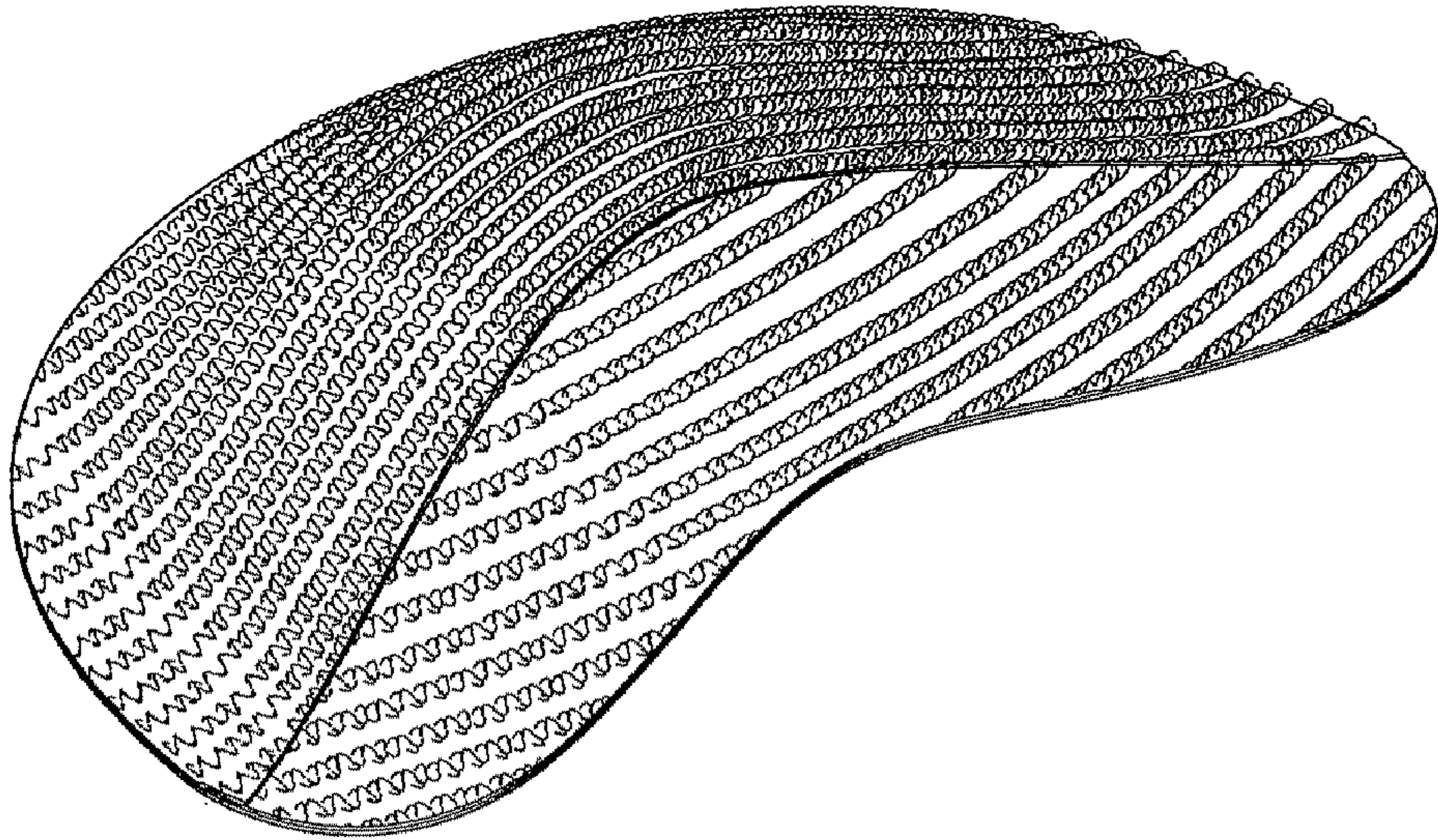


Fig. 7




Fig. 8

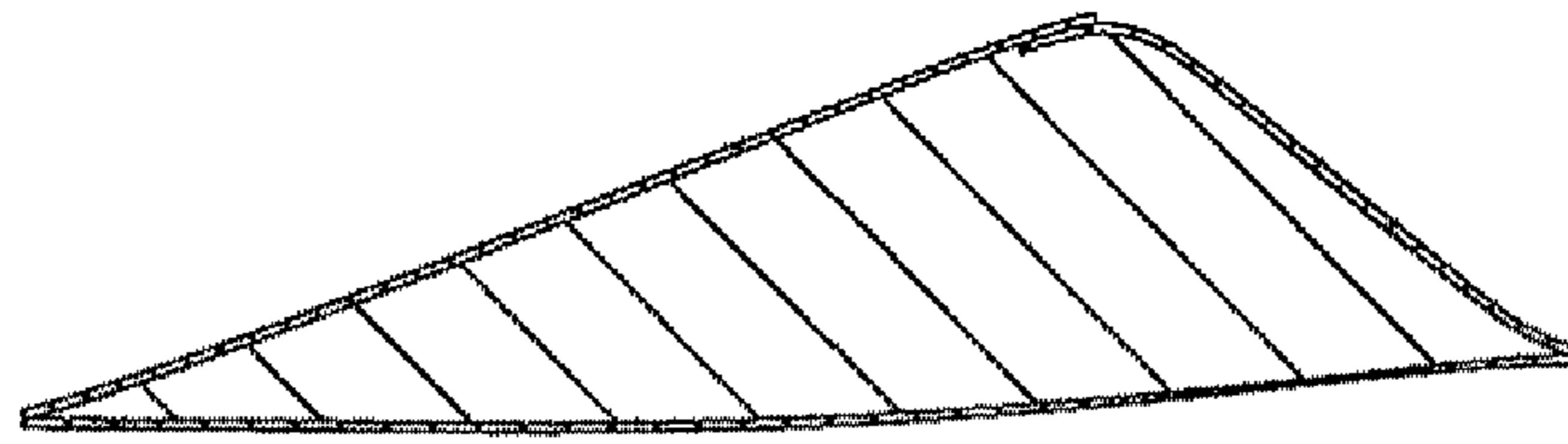


Fig. 9




Fig. 10