



US00D632415S

(12) **United States Design Patent**
Yang et al.

(10) **Patent No.:** **US D632,415 S**
(45) **Date of Patent:** **** Feb. 8, 2011**

(54) **PIN STRIPED THIN FILM SOLAR MODULE FOR CLUSTER LAMP**

4,598,306 A 7/1986 Nath et al.
4,599,154 A 7/1986 Bender et al.
4,611,091 A 9/1986 Choudary et al.

(75) Inventors: **Frank Yang**, San Jose, CA (US); **Robert Wieting**, San Jose, CA (US)

(73) Assignee: **Stion Corporation**, San Jose, CA (US)

(Continued)

(**) Term: **14 Years**

FOREIGN PATENT DOCUMENTS

(21) Appl. No.: **29/338,557**

AU 7865198 2/1999

(22) Filed: **Jun. 13, 2009**

(Continued)

(51) **LOC (9) Cl.** **26-05**

(52) **U.S. Cl.** **D26/70**

(58) **Field of Classification Search** D26/67,
D26/68, 69, 70, 71, 81, 86, 89, 128; 362/147,
362/431

OTHER PUBLICATIONS

Huang et al., Photoluminescence and Electroluminescence of ZnS:Cu Nanocrystals in Polymeric Networks, Applied Physics, Lett. 70 (18), May 5, 1997, pp. 2335-2337.

See application file for complete search history.

(Continued)

(56) **References Cited**

U.S. PATENT DOCUMENTS

Primary Examiner—Clare E Heflin

(74) *Attorney, Agent, or Firm*—Townsend and Townsend and Crew LLP

D39,345 S *	6/1908	Massard	D26/69
D42,859 S *	8/1912	Ross	D26/70
D42,967 S *	9/1912	Hobrecht	D26/69
D43,338 S *	12/1912	Grelle	D26/69
D43,893 S *	4/1913	Pettyjohn	D26/69
D45,785 S *	5/1914	Blake	D26/69
D75,702 S *	7/1928	Styer et al.	D25/131
D222,810 S *	1/1972	Husby et al.	D26/68
3,959,645 A *	5/1976	Patry	362/431
4,115,845 A *	9/1978	Blahut	362/403
4,228,487 A *	10/1980	Hesse et al.	362/240
4,335,266 A	6/1982	Mickelsen et al.		
4,441,113 A	4/1984	Madan		
4,461,922 A	7/1984	Gay et al.		
4,465,575 A	8/1984	Love et al.		
4,471,155 A	9/1984	Mohr et al.		
4,499,658 A	2/1985	Lewis		
4,507,181 A	3/1985	Nath et al.		
4,517,403 A	5/1985	Morel et al.		
4,532,372 A	7/1985	Nath et al.		
4,542,255 A	9/1985	Tanner et al.		
4,581,108 A	4/1986	Kapur et al.		
4,589,194 A	5/1986	Roy		

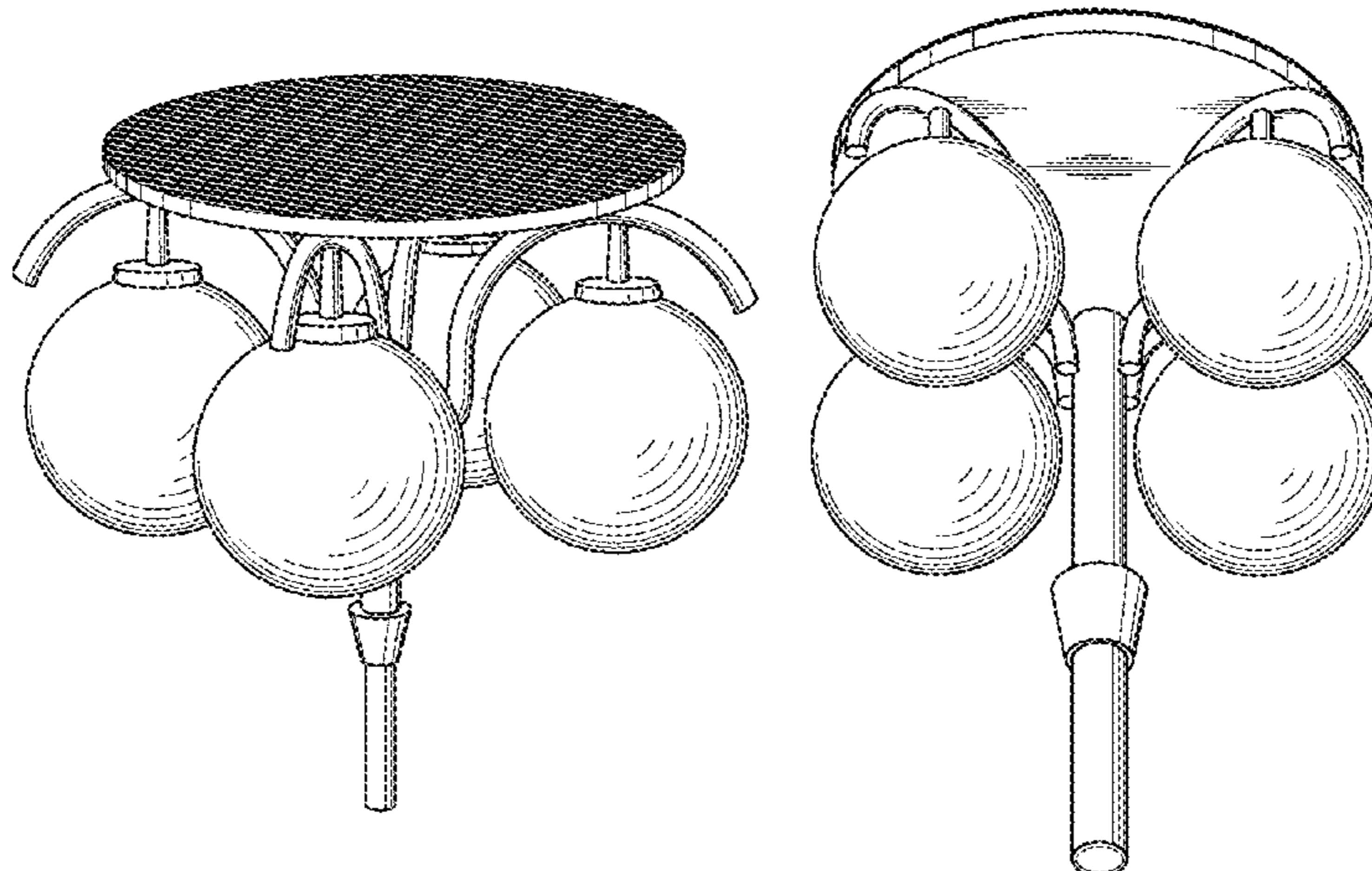
(57) **CLAIM**

The ornamental design for a pin striped thin film solar module for cluster lamp, as shown and described.

DESCRIPTION

FIG. 1 is a perspective view of the pin striped thin film solar module for cluster lamp showing the new design;
FIG. 2 is a front elevational view thereof;
FIG. 3 is a top plan view thereof;
FIG. 4 is a bottom plan view thereof;
FIG. 5 is a side elevational view thereof; and,
FIG. 6 is a bottom perspective view thereof.

1 Claim, 6 Drawing Sheets



US D632,415 S

Page 2

U.S. PATENT DOCUMENTS

4,623,601	A	11/1986	Lewis et al.	
4,625,070	A	11/1986	Berman et al.	
4,638,111	A	1/1987	Gay	
4,661,370	A	4/1987	Tarrant	
4,663,495	A	5/1987	Berman et al.	
4,724,011	A	2/1988	Turner et al.	
4,751,149	A	6/1988	Vijayakumar et al.	
4,775,425	A	10/1988	Guha et al.	
4,798,660	A	1/1989	Ermer et al.	
4,816,082	A	3/1989	Guha et al.	
4,915,745	A	4/1990	Pollock et al.	
4,950,615	A	8/1990	Basol et al.	
5,008,062	A	4/1991	Anderson et al.	
5,028,274	A	7/1991	Basol et al.	
5,039,353	A	8/1991	Schmitt	
5,045,409	A	9/1991	Eberspacher et al.	
5,078,803	A	1/1992	Pier et al.	
5,133,809	A	7/1992	Sichanugrist et al.	
5,137,835	A	8/1992	Karg	
5,180,686	A	1/1993	Banerjee et al.	
5,211,824	A	5/1993	Knapp	
5,231,047	A	7/1993	Ovshinsky et al.	
5,248,345	A	9/1993	Sichanugrist et al.	
5,298,086	A	3/1994	Guha et al.	
5,336,623	A	8/1994	Sichanugrist et al.	
5,346,853	A	9/1994	Guha et al.	
D353,014	S *	11/1994	Elazari	D26/68
D356,653	S *	3/1995	McVicker	D26/69
5,474,939	A	12/1995	Pollock et al.	
5,512,107	A	4/1996	Van den Berg	
5,578,503	A	11/1996	Karg et al.	
5,676,766	A	10/1997	Probst et al.	
D404,842	S *	1/1999	Hurst	D26/68
5,977,476	A	11/1999	Guha et al.	
5,981,868	A	11/1999	Kushiya et al.	
5,985,691	A	11/1999	Basol et al.	
6,040,521	A	3/2000	Kushiya et al.	
6,048,442	A	4/2000	Kushiya et al.	
6,092,669	A	7/2000	Kushiya et al.	
6,127,202	A	10/2000	Kapur et al.	
6,166,319	A	12/2000	Matsuyama	
6,310,281	B1	10/2001	Wendt et al.	
6,372,538	B1	4/2002	Wendt et al.	
6,690,041	B2	2/2004	Armstrong et al.	
6,852,920	B2	2/2005	Sager et al.	
6,878,871	B2	4/2005	Scher et al.	
7,194,197	B1	3/2007	Wendt et al.	
7,319,190	B2	1/2008	Tuttle	
D571,496	S *	6/2008	Lenz	D26/68
2002/0063065	A1	5/2002	Sonoda et al.	
2003/0075717	A1	4/2003	Kondo et al.	
2004/0095658	A1	5/2004	Buretea et al.	
2004/0110393	A1	6/2004	Munzer et al.	
2004/0245912	A1	12/2004	Thurk et al.	
2004/0252488	A1	12/2004	Thurk	
2005/0287717	A1	12/2005	Heald et al.	
2006/0034065	A1	2/2006	Thurk	
2006/0051505	A1	3/2006	Kortshagen et al.	
2006/0096536	A1	5/2006	Tuttle	
2006/0096537	A1	5/2006	Tuttle	
2006/0096635	A1	5/2006	Tuttle	
2006/0102230	A1	5/2006	Tuttle	
2006/0219288	A1	10/2006	Tuttle	
2006/0219547	A1	10/2006	Tuttle	
2007/0116892	A1	5/2007	Zwaap	

2007/0116893	A1	5/2007	Zwaap	
2007/0159836	A1 *	7/2007	Huang et al.	362/431
2007/0283998	A1	12/2007	Kuriyagawa et al.	
2007/0289624	A1	12/2007	Kuriyagawa et al.	
2008/0032044	A1	2/2008	Kuriyagawa et al.	
2008/0105294	A1	5/2008	Kushiya et al.	
2008/0110495	A1	5/2008	Onodera et al.	

FOREIGN PATENT DOCUMENTS

AU	2001/40599	A1	8/2001
DE	3314197	A1	3/1983
DE	10104726	A1	8/2002
DE	102005062977	B3	9/2007
FR	2646560		11/1990
GB	2124826	A	2/1984
JP	2000/173969		6/2000
JP	2000/219512		8/2000
JP	2002/167695		6/2002
JP	2002/270871		9/2002
JP	2002/299670		10/2002
JP	2004/332043		11/2004
JP	2005/311292		11/2005
WO	WO 01/57932	A1	8/2001
WO	WO 2005011002		2/2005
WO	WO 2007/077171	A2	7/2007
WO	WO 2008/025326	A2	3/2008

OTHER PUBLICATIONS

Huang et al., Preparation of Zn_xCd_{1-x}S Nanocomposites in Polymer Matrices and their Photophysical Properties, *Langmuir* 1998, 14, pp. 4342-4344.

International Solar Electric Technology, Inc. (ISET) "Thin Film CIGS", <http://www.isetinc.com/cigs.html>, Oct. 1, 2008.

Kapur et al., "Fabrication of Light Weight Flexible CIGS Solar Cells for Space Power Applications", *Mat. Res. Soc. Proc.* vol. 668, (2001) ppH3.5.1—H3.5.6, Materials Research Society, Warrendale, PA 15086.

Kapur et al., Non-Vacuum Printing Process for CIGS Solar Cells on Rigid and Flexible Substrates 29th IEEE Photovoltaic Specialists Conf., New Orleans, LA, IEEE, (2002) p. 688-691.

Kapur et al., "Non-Vacuum Processing of CIGS Solar Cells on Flexible Polymer Substrates", *Proceedings of the Third World Conference on Photovoltaic Energy Conversion*, Osaka, Japan, 2P-D3-43 (2003).

Kapur et al., "Non-Vacuum Processing of CuIn_{1-x}Ga_xSe₂ Solar Cells on Rigid and Flexible Substrates using Nanoparticle Inks", *Thin Solid Films*, vol. 431-432 (2003) pp. 53-57 *Proceedings of Symposium B, European Materials Research Society, Strasbourg, France.*

Kapur et al., "Fabrication of CIGS Solar Cells via Printing of Nanoparticle Precursor Inks", DOE Solar Program Review Meeting 2004, DOE/GO-102005-2067, p. 135-136.

Kapur et al., "Nanoparticle Oxides Precursor Inks for Thin Film Copper Indium Gallium Selenide (CIGS) Solar Cells", *Mat. Res. Soc. Proc.* vol. 668, (2001) ppH2.6.1-13 H2.6.7, Materials Research Society, Warrendale, PA 15086.

Yang et al., Fabrication and Characteristics of ZnS Nanocrystals/Polymer Composite Doped with Tetraphenylbenzidine Single Layer Structure Light-emitting Diode, *Applied Physics Lett.* vol. 69 (3), Jul. 15, 1996, pp. 377-379.

Yang et al., Preparation, Characterization and Electroluminescence of AnS Nanocrystals in a Polymer Matrix, *J. Mater. Chem.*, 1997, 7(1), pp. 131-133.

Yang et al., Electroluminescence from ZnS/CdS Nanocrystals/Polymer Composite, *Synthetic Metals* 91, (1997) 347-349.

* cited by examiner

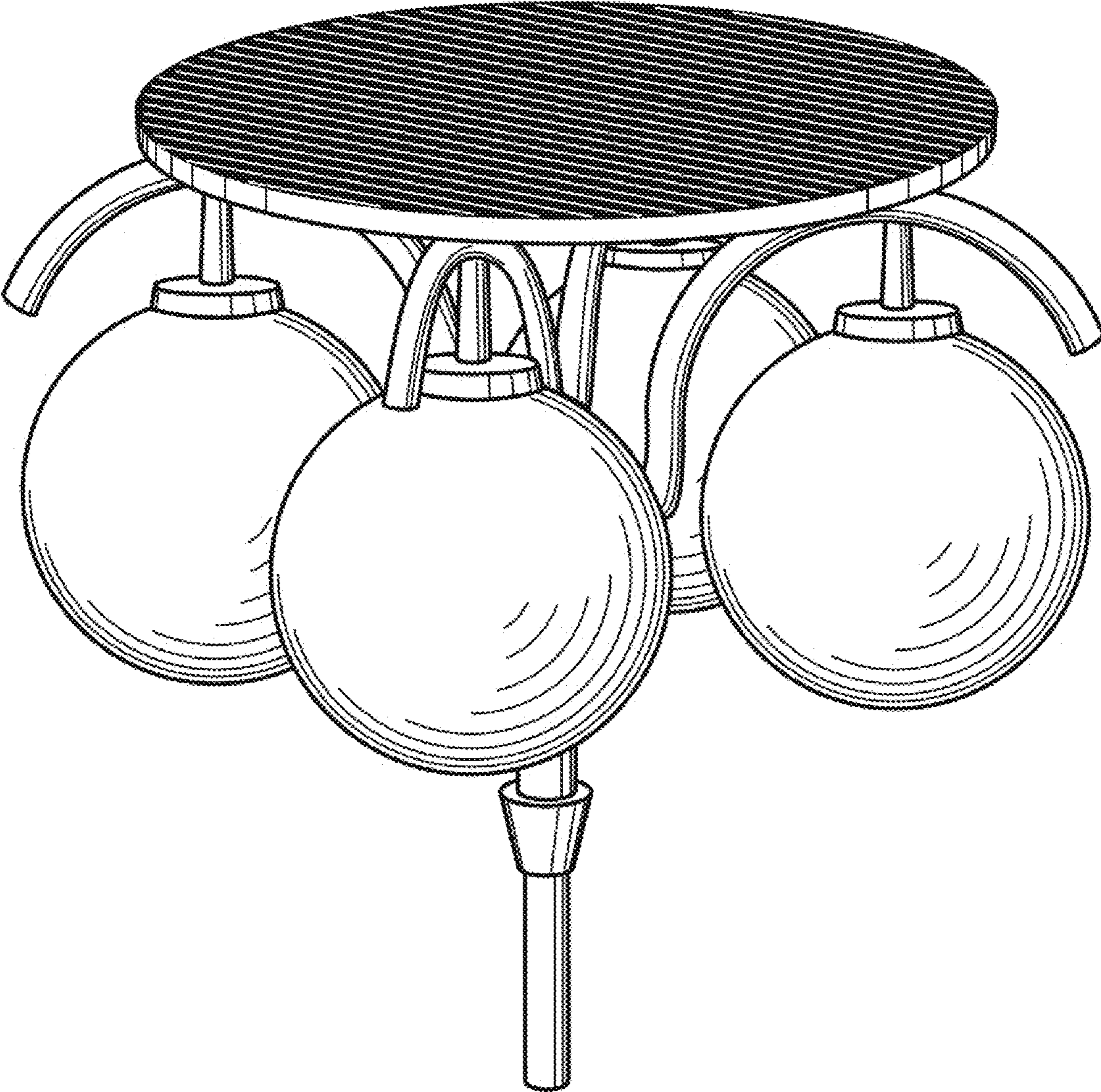


FIGURE 1

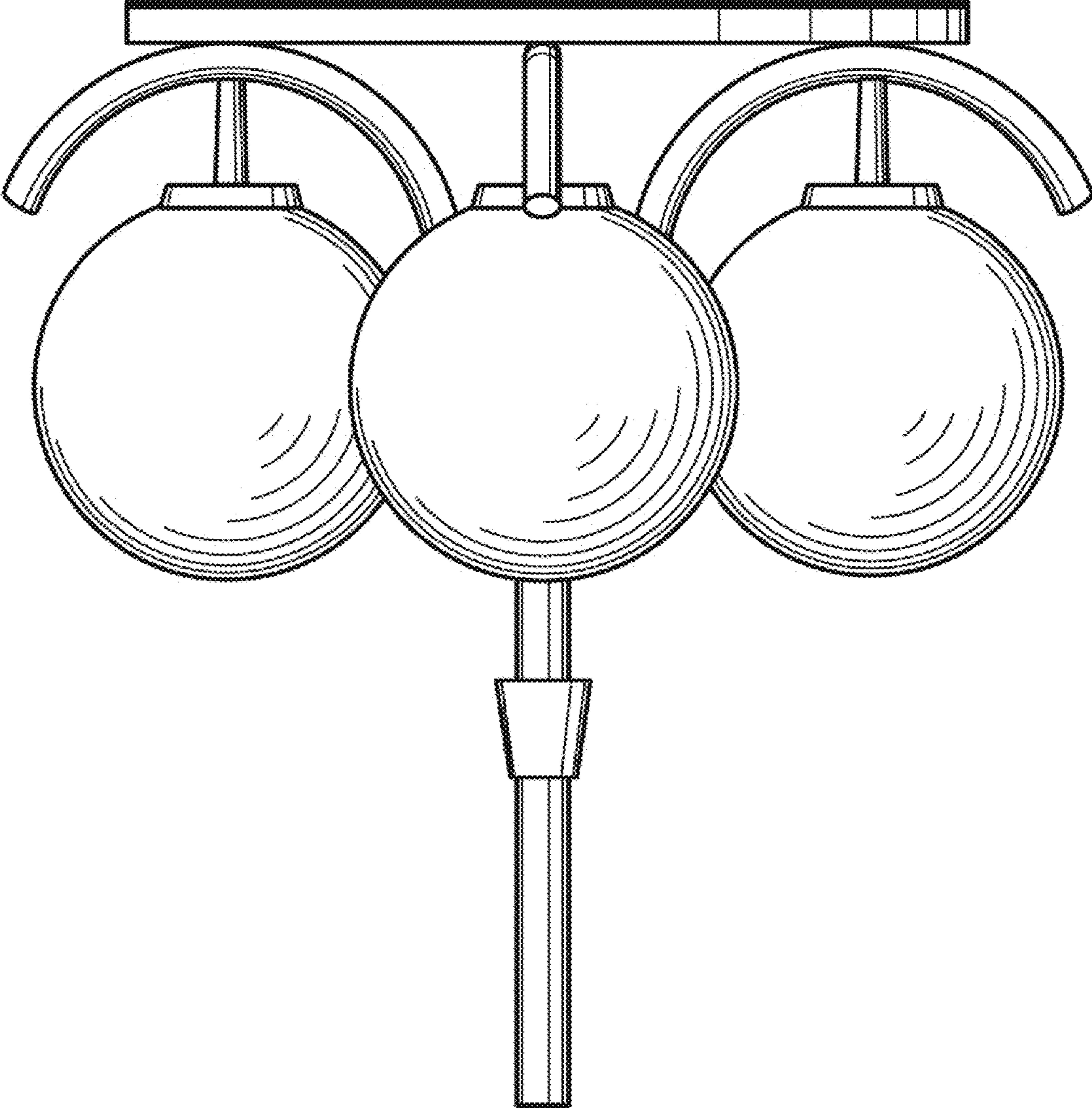


FIGURE 2




FIGURE 3

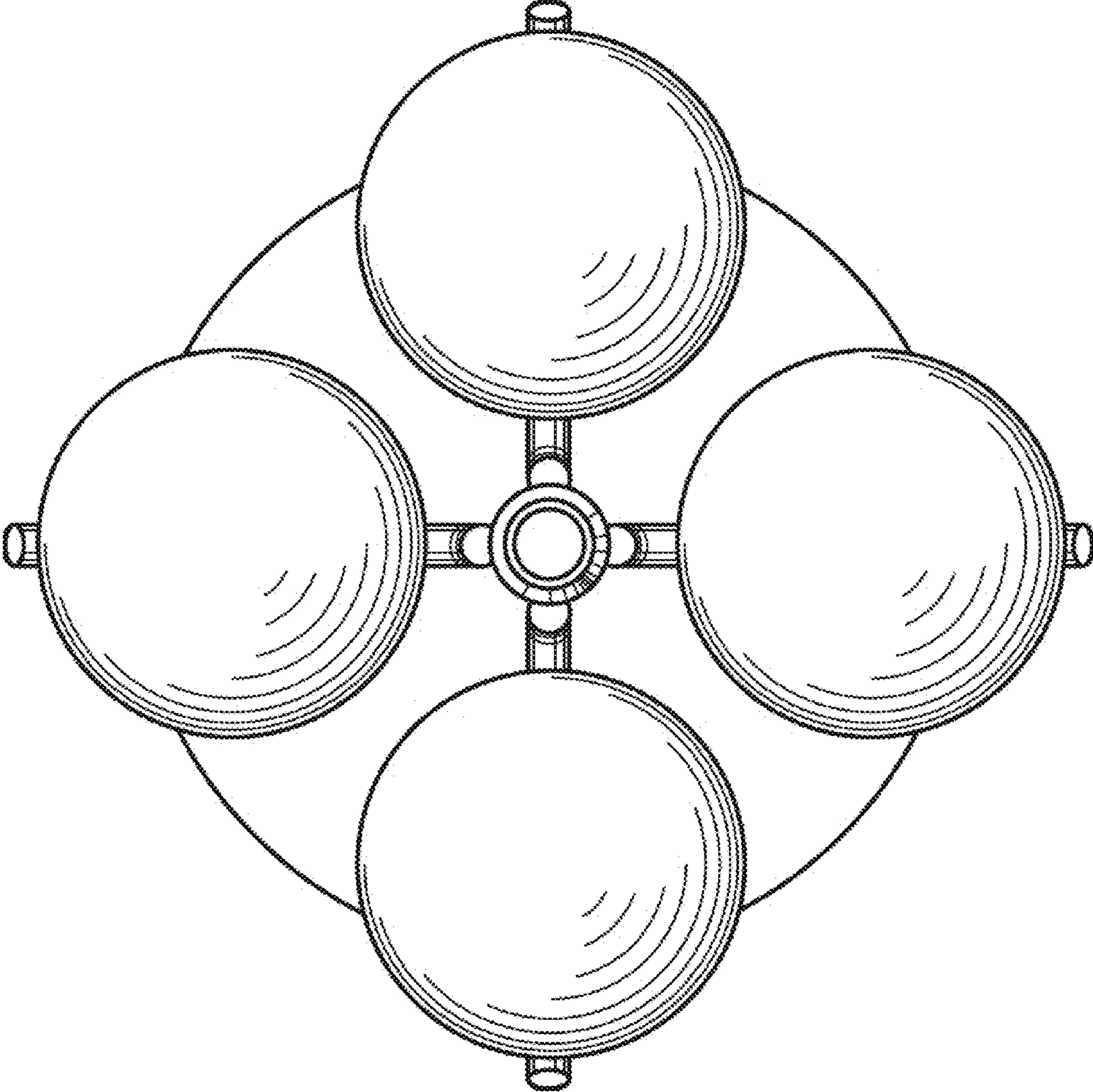


FIGURE 4

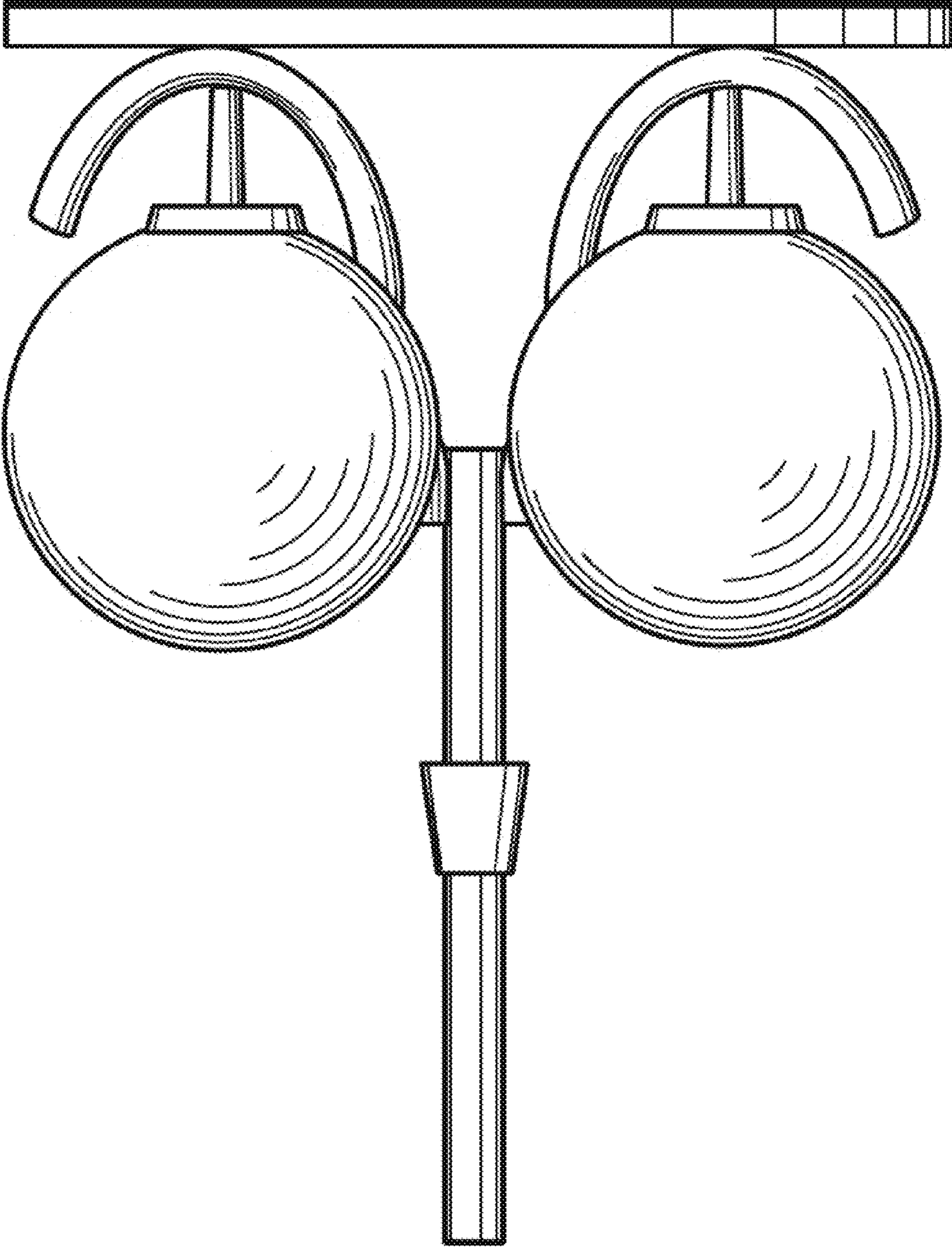


FIGURE 5

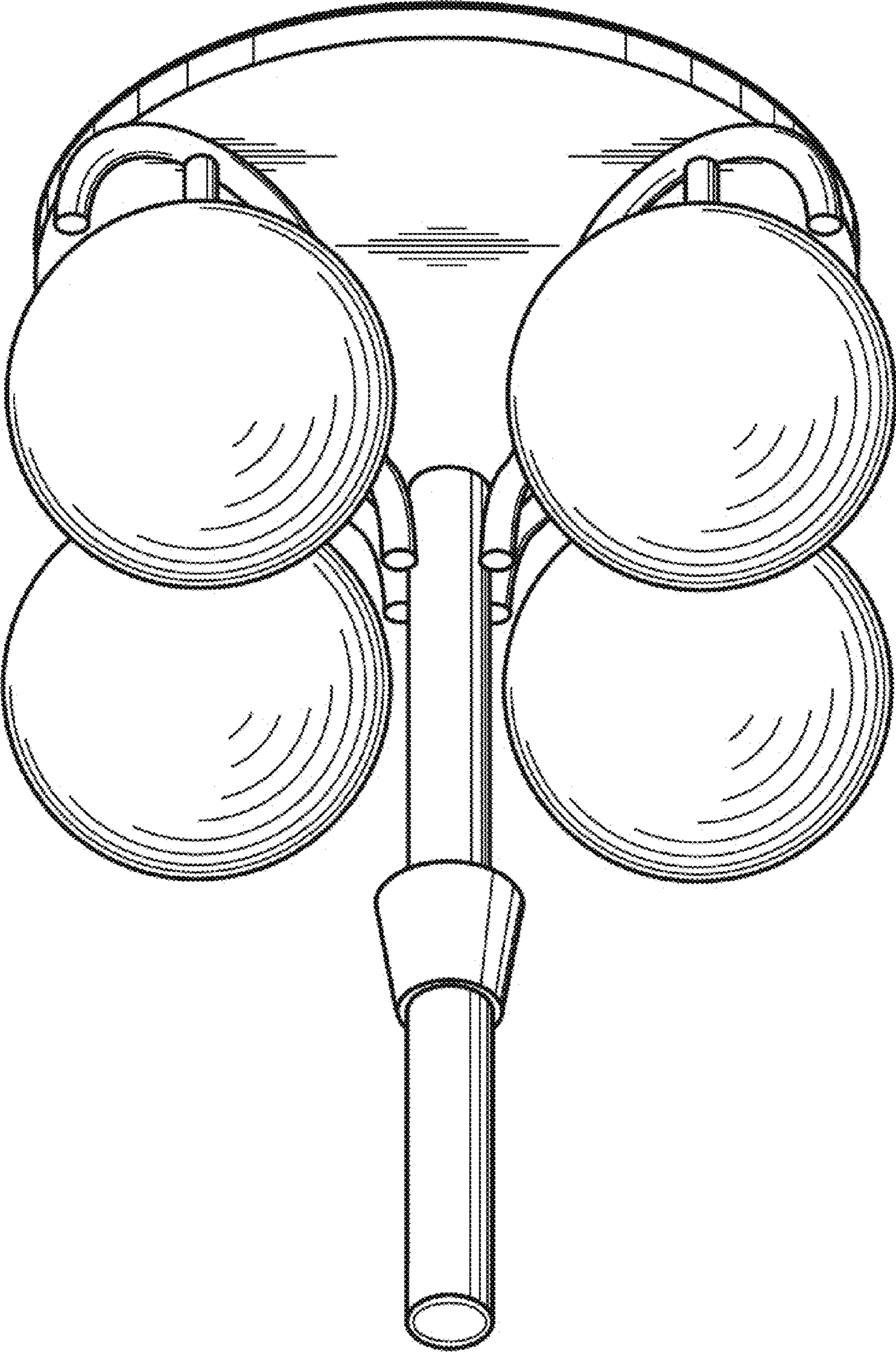


FIGURE 6