



US00D632393S

(12) **United States Design Patent**
Sato et al.

(10) **Patent No.:** **US D632,393 S**

(45) **Date of Patent:** **** Feb. 8, 2011**

(54) **SET OF ARTIFICIAL TEETH**

D487,153 S * 2/2004 Schulter et al. D24/156
D487,314 S * 3/2004 Culp et al. D24/156

(75) Inventors: **Hirokazu Sato**, Kyoto Prefecture (JP);
Kunihiro Fujii, Kyoto Prefecture (JP);
Noriyuki Negoro, Kyoto Prefecture (JP);
Ryuichi Yoshimoto, Kyoto Prefecture (JP)

FOREIGN PATENT DOCUMENTS

JP	D819751	12/1987
JP	D1197059	12/2003
JP	D1197531	12/2003
JP	D1197532	12/2003
JP	D1197533	12/2003
JP	D1197534	12/2003
JP	D1213947	6/2004
JP	D1213948	6/2004
JP	D1214222	6/2004

(73) Assignee: **Shofu Inc.**, Kyoto-shi (JP)

(**) Term: **14 Years**

(21) Appl. No.: **29/312,186**

(22) Filed: **Oct. 3, 2008**

(51) **LOC (9) Cl.** **24-02**

(52) **U.S. Cl.** **D24/156**

(58) **Field of Classification Search** D24/155,
D24/156, 107, 181; 433/173.176, 212.1,
433/202.1, 191, 197, 204, 169; 206/63.5
See application file for complete search history.

* cited by examiner

Primary Examiner—Ian Simmons

Assistant Examiner—Charles D Hanson

(74) *Attorney, Agent, or Firm*—Rankin, Hill & Clark LLP

(57) **CLAIM**

The ornamental design for set of artificial teeth, as shown and described.

(56) **References Cited**

U.S. PATENT DOCUMENTS

2,473,515	A *	6/1949	Egger	433/169
2,557,899	A *	6/1951	Turro	433/191
D214,377	S *	6/1969	Salvatore	D24/156
D268,869	S *	5/1983	Toff	D24/156
D269,704	S *	7/1983	Wolf	D24/156
D269,705	S *	7/1983	Wolf	D24/156
D270,184	S *	8/1983	Wolf	D24/156
D272,465	S *	1/1984	Wolf	D24/156
4,795,345	A *	1/1989	Ai et al.	433/202.1
4,828,117	A *	5/1989	Panzer et al.	206/63.5
4,997,373	A *	3/1991	Tanaka et al.	433/204
D331,285	S *	11/1992	Guthrie	D24/156
D338,529	S *	8/1993	Guthrie	D24/156
5,501,598	A *	3/1996	Misch	433/197
5,951,289	A *	9/1999	Kura et al.	433/202.1
D487,152	S *	2/2004	Schulter et al.	D24/156

DESCRIPTION

FIG. 1 is a front side view of set of artificial teeth;

FIG. 2 is a rear side view;

FIG. 3 is a bottom plan view;

FIG. 4 is an enlarged perspective view of the tooth third from the left in FIG. 1;

FIG. 5 is an enlarged perspective view of the tooth second from the left in FIG. 1; and,

FIG. 6 is an enlarged perspective view of the leftmost tooth in FIG. 1.

The black background surrounding the teeth is an illustration of environment in the figures and is not part of the design sought to be patented.

1 Claim, 4 Drawing Sheets

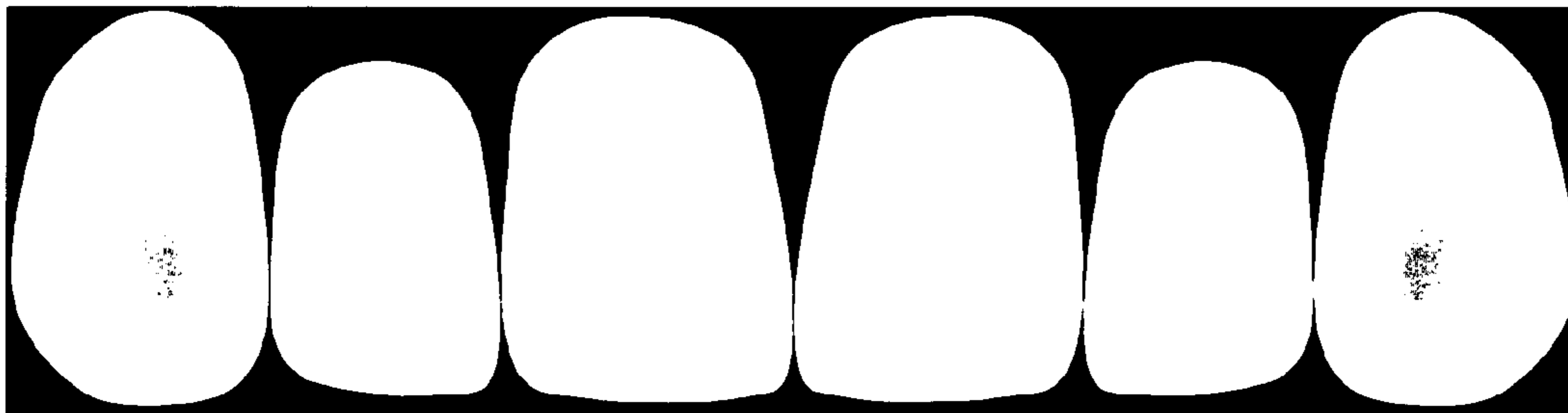


FIG.1

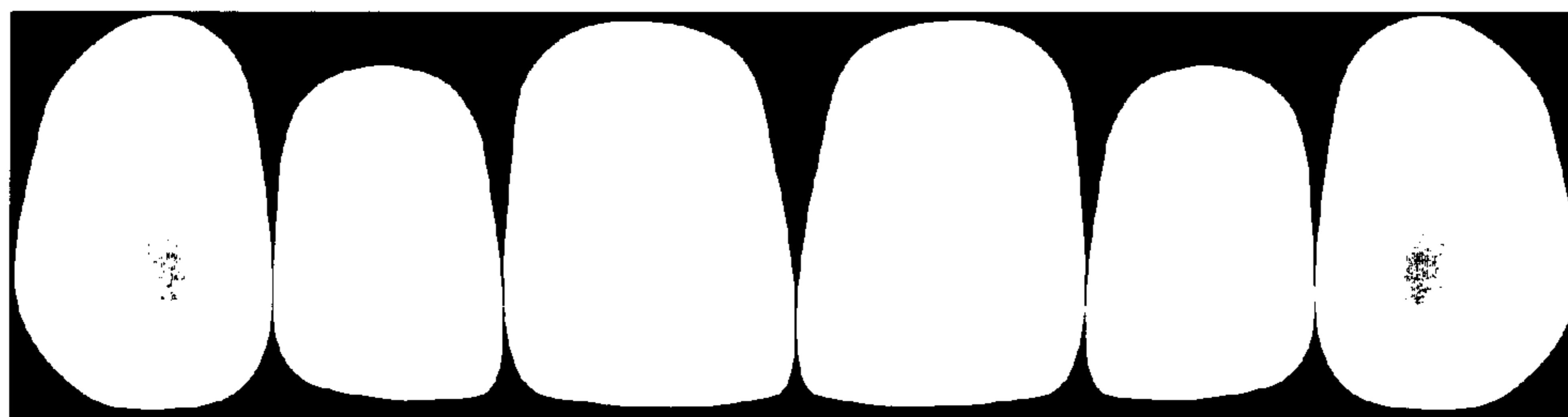


FIG.2

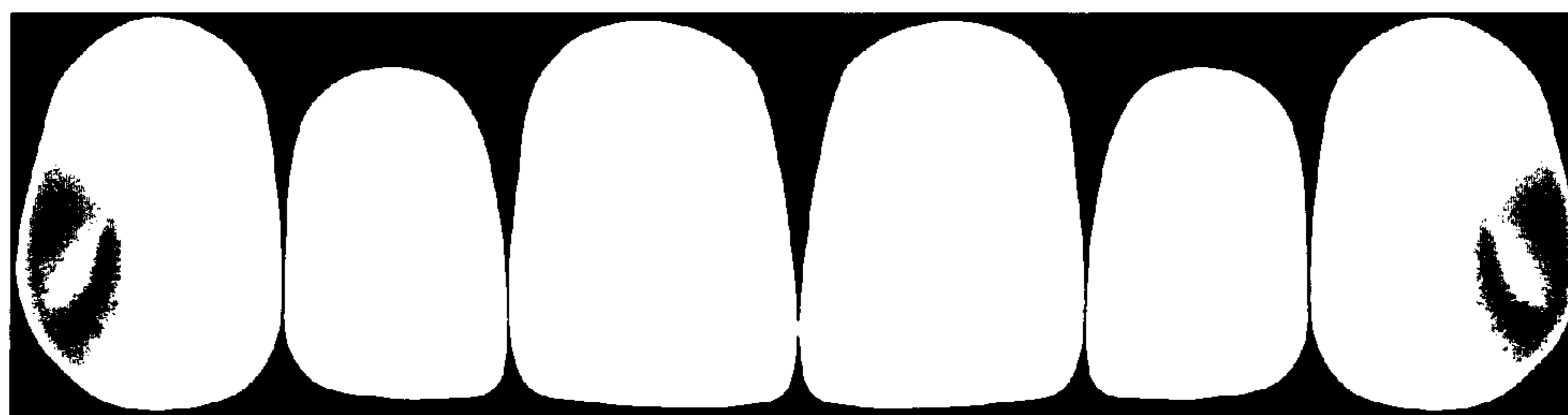


FIG.3



FIG.4




FIG.5



FIG.6

