



US00D632391S

(12) **United States Design Patent**
Gitman

(10) **Patent No.:** **US D632,391 S**
(45) **Date of Patent:** **** Feb. 8, 2011**

(54) **SCALPEL**

(75) Inventor: **Eliyahu Gitman**, Jerusalem (IL)

(73) Assignee: **Scalpal LLC** (IL)

(**) Term: **14 Years**

(21) Appl. No.: **29/331,932**

(22) Filed: **Feb. 5, 2009**

(30) **Foreign Application Priority Data**

Jun. 12, 2008 (IL) 46051
Jun. 12, 2008 (IL) 46052

(51) **LOC (9) Cl.** **24-02**

(52) **U.S. Cl.** **D24/147**

(58) **Field of Classification Search** D24/133,
D24/146-147; D8/97; 30/160, 337, 339;
33/513; D19/55; 433/141, 143; 606/167,
606/170, 180, 184

See application file for complete search history.

(56) **References Cited**

U.S. PATENT DOCUMENTS

D258,310 S * 2/1981 LaHaye D24/147
D307,444 S * 4/1990 Poisson et al. D19/55
D307,601 S * 5/1990 Poisson et al. D19/55
D499,141 S * 11/2004 Chevalier D19/55

D533,944 S * 12/2006 Sullivan et al. D24/147
D560,803 S * 1/2008 Tasse et al. D24/133
D568,475 S * 5/2008 Sandel et al. D24/147
D589,619 S * 3/2009 Wu D24/147
D590,062 S * 4/2009 Wu D24/147

* cited by examiner

Primary Examiner—Ian Simmons

Assistant Examiner—Wan Laymon

(74) *Attorney, Agent, or Firm*—Ostrolenk Faber LLP

(57) **CLAIM**

The ornamental design for a scalpel, as shown and described.

DESCRIPTION

FIG. 1 is a perspective view of a scalpel in accordance of the present design;

FIG. 2 is a left side view of FIG. 1;

FIG. 3 is a right side view of FIG. 1;

FIG. 4 is a back view of FIG. 1;

FIG. 5 is a front view of FIG. 1;

FIG. 6 is a top side view of FIG. 1; and,

FIG. 7 is a bottom side view of FIG. 1.

The broken lines in FIG. 4 of the scalpel are included for the purpose of illustrating environmental structure and form no part of the claimed design.

1 Claim, 1 Drawing Sheet

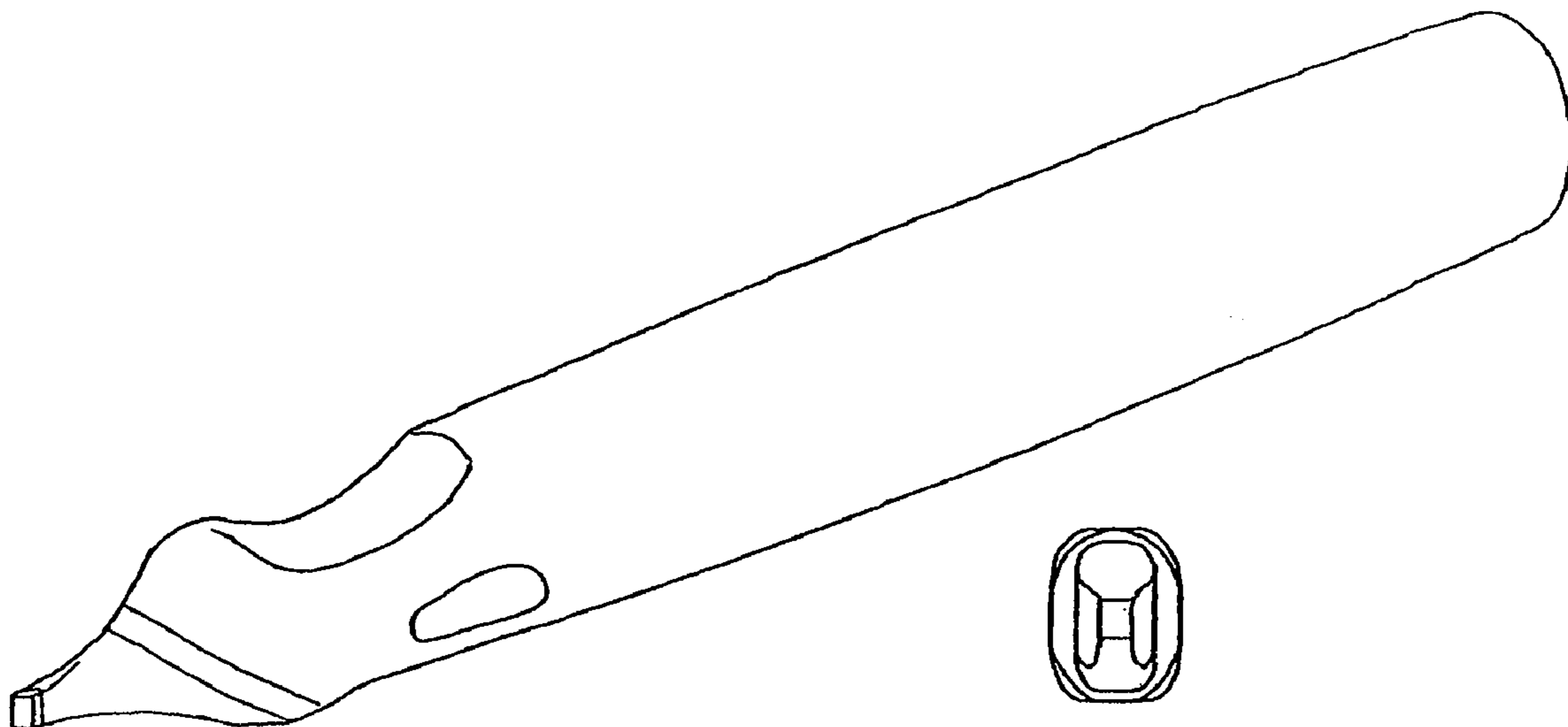


Fig.1

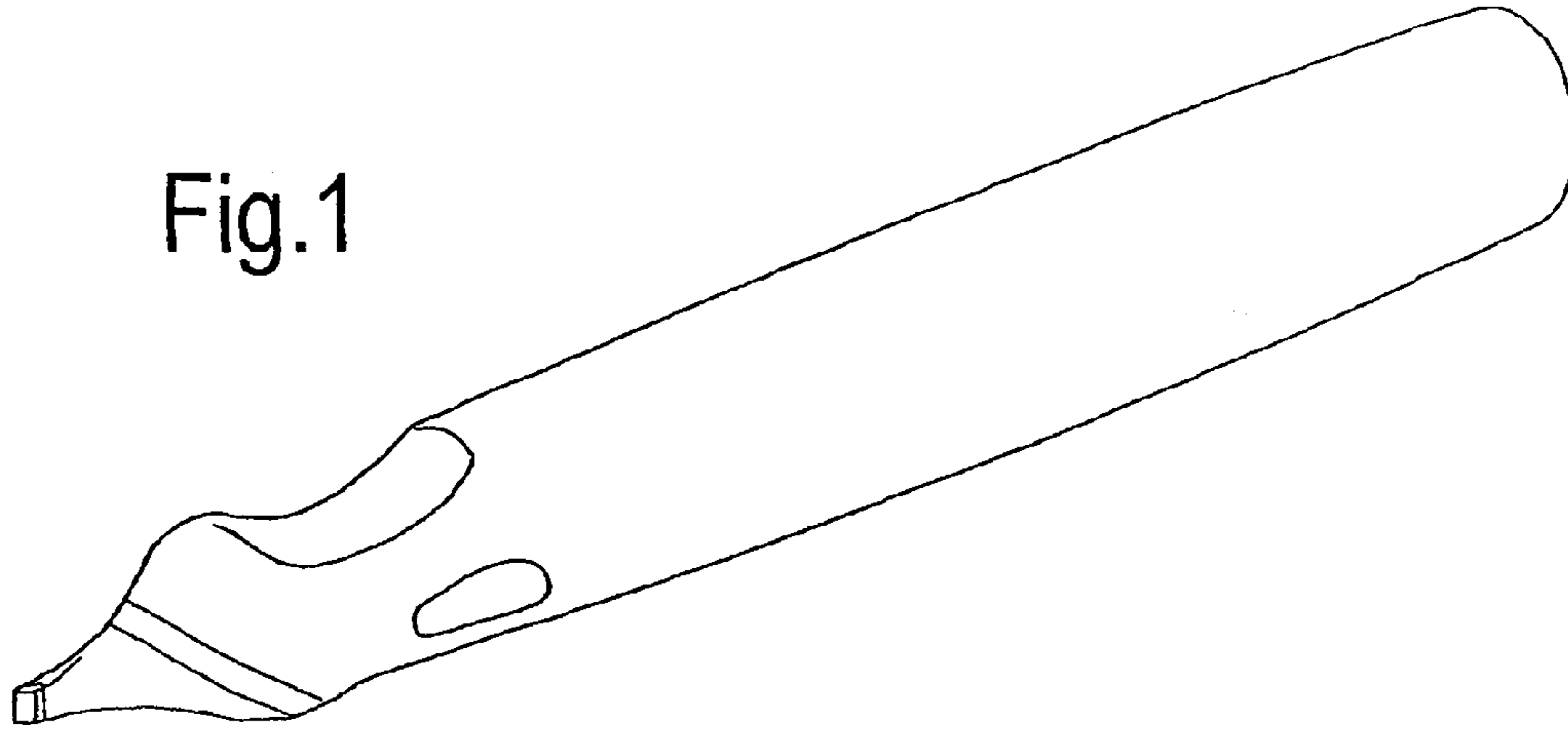


Fig.2




Fig.3




Fig.4



Fig.5

Fig.6




Fig.7

