



US00D632390S

(12) **United States Design Patent**  
**Haberstroh**

(10) **Patent No.:** **US D632,390 S**  
(45) **Date of Patent:** **\*\* Feb. 8, 2011**

(54) **TONGUE DEPRESSOR**

D502,263 S \* 2/2005 Feller et al. .... D24/136

(76) Inventor: **Stephanie Haberstroh**, 3220 Devon  
Croft La., Charlotte, NC (US) 28269

\* cited by examiner

(\*\*) Term: **14 Years**

*Primary Examiner*—Ian Simmons

*Assistant Examiner*—Charles D Hanson

(21) Appl. No.: **29/359,648**

(74) *Attorney, Agent, or Firm*—Adams Intellectual Property  
Law

(22) Filed: **Apr. 14, 2010**

(57) **CLAIM**

**Related U.S. Application Data**

I claim the ornamental design for a tongue depressor, as  
shown and described.

(63) Continuation-in-part of application No. 29/340,973,  
filed on Jul. 29, 2009.

**DESCRIPTION**

(51) **LOC (9) Cl.** ..... **24-02**

FIG. 1 is a front view of a tongue depressor showing my new  
design;

(52) **U.S. Cl.** ..... **D24/136**

FIG. 2 is a rear view of the tongue depressor shown in FIG. 1;

(58) **Field of Classification Search** ..... D24/136;  
D1/102; 600/240; 128/860; 433/140, 141;  
426/134; 604/77, 11

FIG. 3 is a top view of the tongue depressor shown in FIG. 1;

See application file for complete search history.

FIG. 4 is a bottom view of the tongue depressor shown in FIG.  
1;

(56) **References Cited**

FIG. 5 is a right side view of the tongue depressor shown in  
FIG. 1, the left side being a mirror image thereof;

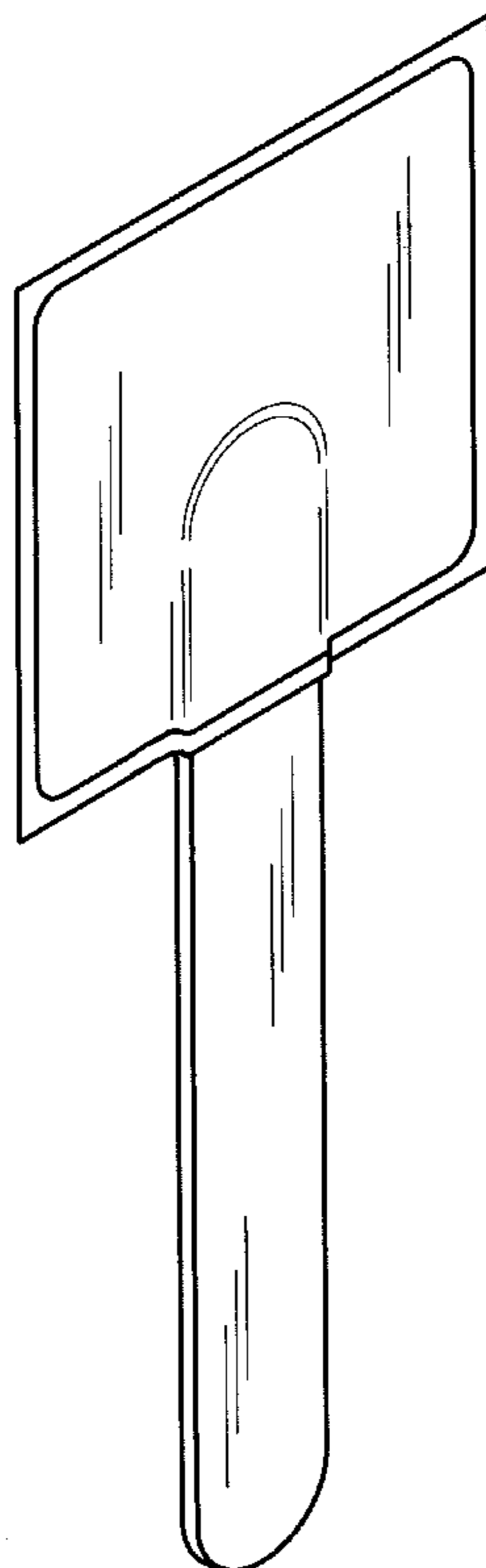
**U.S. PATENT DOCUMENTS**

1,586,137	A *	5/1926	Zanath	.....	472/57
3,867,927	A *	2/1975	Hergott	.....	600/202
4,139,644	A *	2/1979	Stephenson	.....	426/134
5,203,459	A *	4/1993	Wade	.....	206/572
5,213,553	A *	5/1993	Light	.....	482/11
6,095,998	A *	8/2000	Osborn et al.	.....	604/11

FIG. 6 is a front perspective view of the tongue depressor  
shown in FIG. 1; and,

FIG. 7 is a rear perspective view of the tongue depressor  
shown in FIG. 1.

**1 Claim, 3 Drawing Sheets**



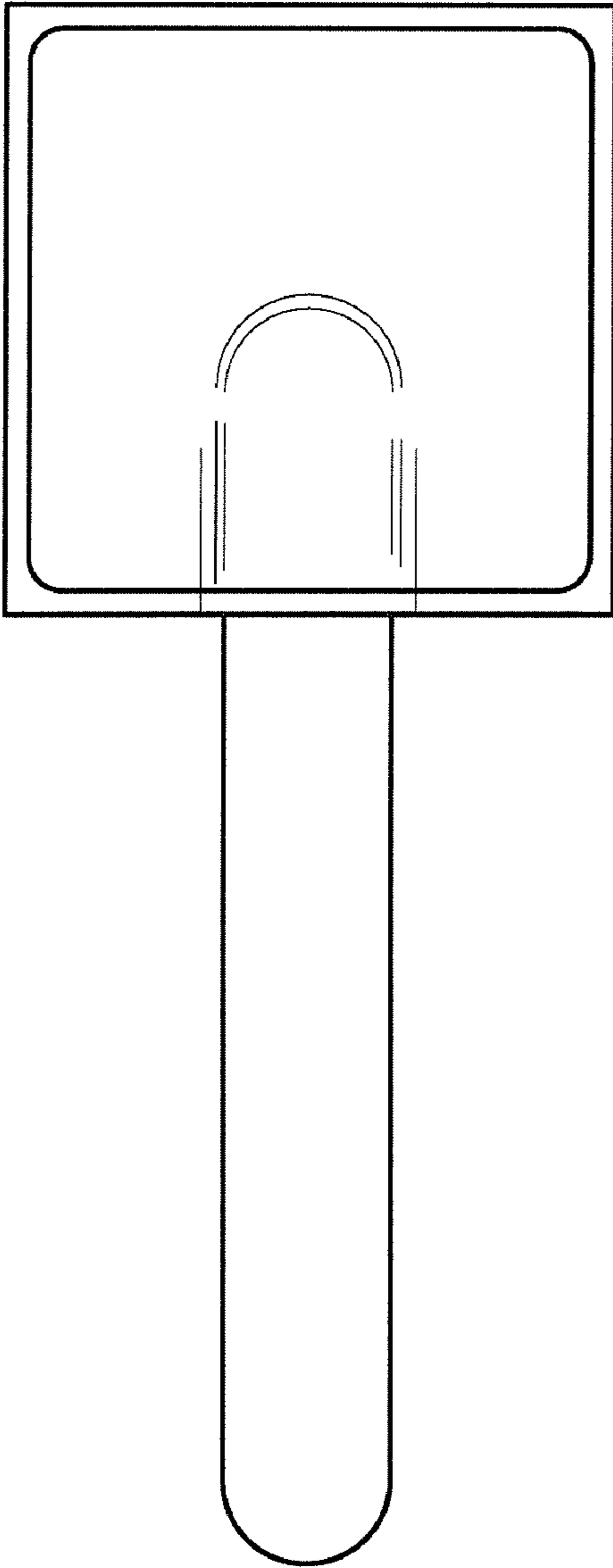


Fig. 1

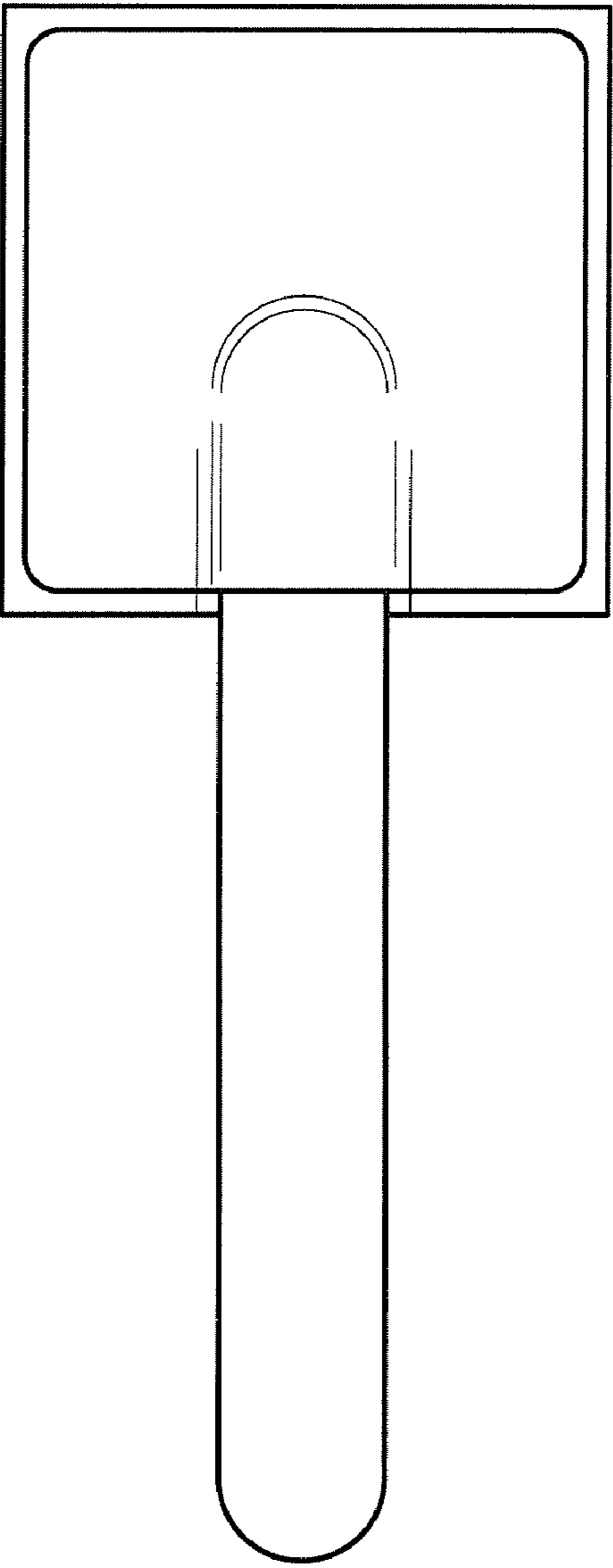


Fig. 2




Fig. 3



Fig. 4



Fig. 5

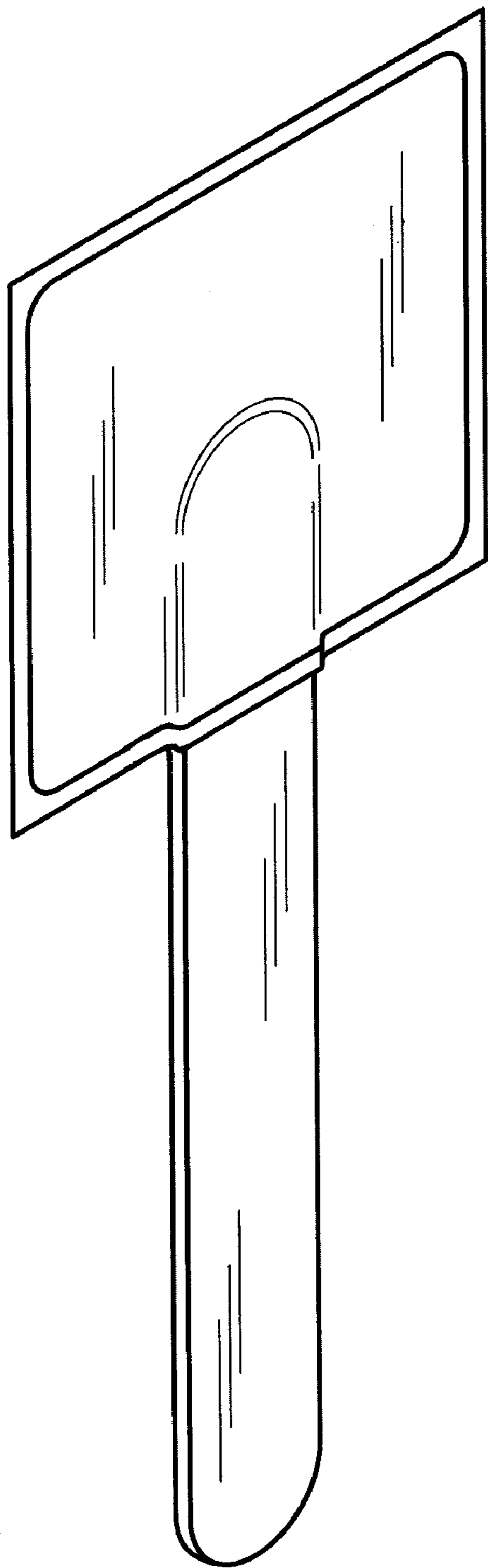


Fig. 6

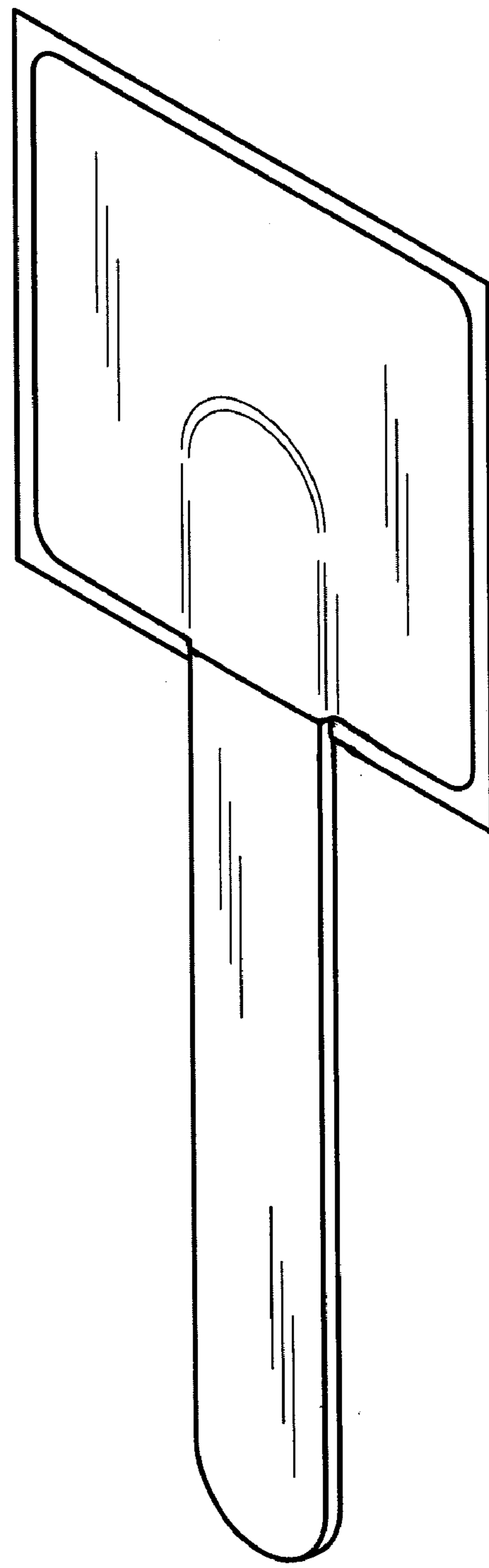


Fig. 7