



US00D632356S

(12) **United States Design Patent**
Jones

(10) **Patent No.:** **US D632,356 S**
(45) **Date of Patent:** **** Feb. 8, 2011**

(54) **ARCHERY BOW SIGHT PORTION**

(75) Inventor: **Brian K. Jones**, Winchester, KY (US)

(73) Assignee: **Scott Archery Manufacturing**, Clay City, KY (US)

(**) Term: **14 Years**

(21) Appl. No.: **29/369,504**

(22) Filed: **Sep. 9, 2010**

Related U.S. Application Data

(62) Division of application No. 29/345,622, filed on Oct. 20, 2009, now Pat. No. Des. 624,983.

(51) **LOC (9) Cl.** **22-10**

(52) **U.S. Cl.** **D22/107**

(58) **Field of Classification Search** D22/100, D22/107; 33/265; 42/86-88, 136-139, 145
See application file for complete search history.

(56) **References Cited**

U.S. PATENT DOCUMENTS

- 4,305,208 A 12/1981 Larson
- D303,420 S * 9/1989 Huber et al. D22/116
- 5,056,498 A * 10/1991 Scherz 124/87
- 5,092,053 A 3/1992 Roberts

- 5,481,807 A 1/1996 Ploot
- 6,796,037 B1 9/2004 Geffers et al.
- D546,916 S * 7/2007 Schwerman et al. D22/109
- 2010/0064535 A1* 3/2010 Kingsbury 33/265

* cited by examiner

Primary Examiner—T. Chase Nelson
Assistant Examiner—Michael A Pratt
(74) *Attorney, Agent, or Firm*—Warner Norcross & Judd LLP

(57) **CLAIM**

The ornamental design for archery bow sight portion, as shown and described.

DESCRIPTION

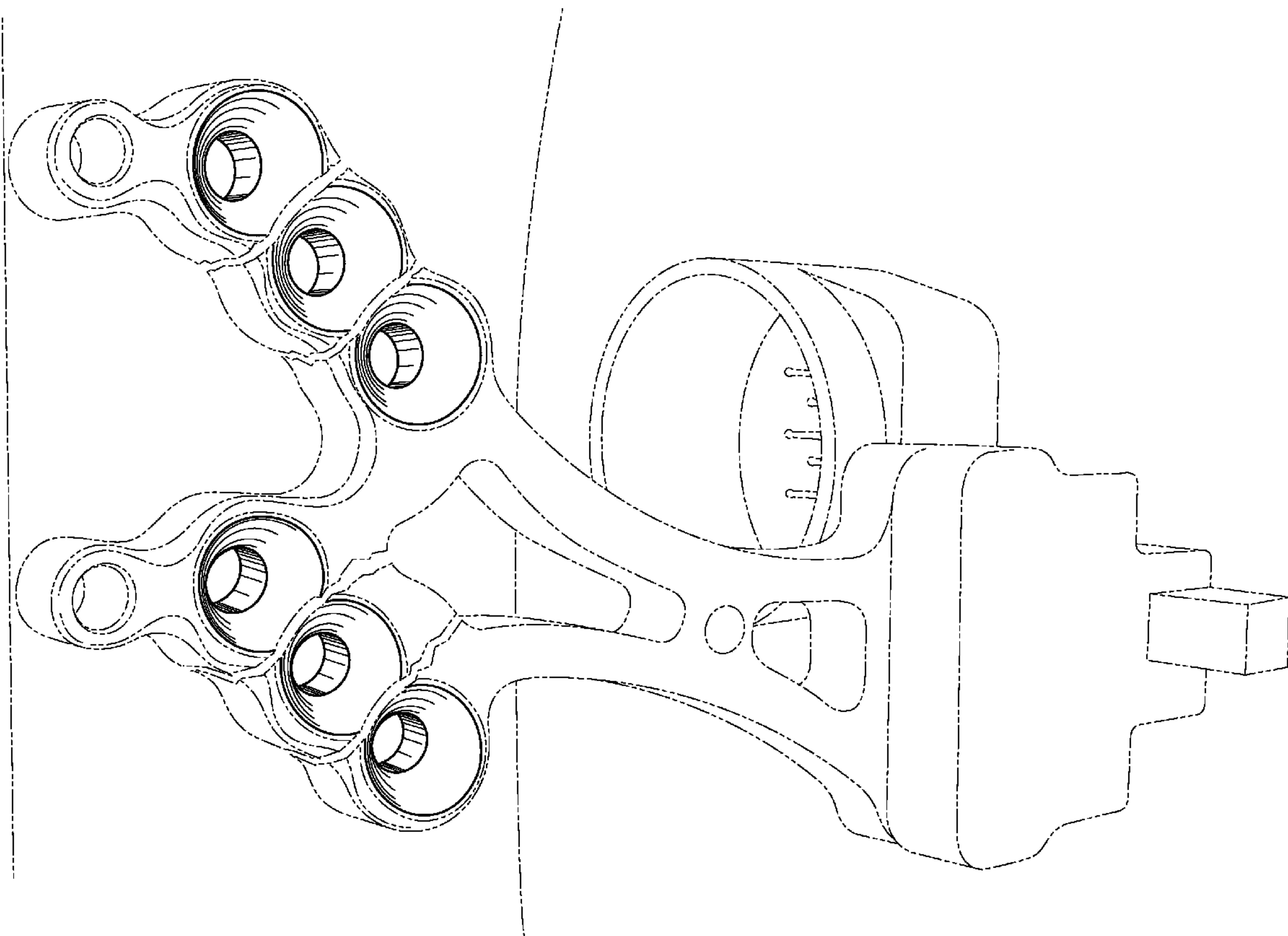
FIG. 1 is a perspective view of the archery bow sight portion embodying the new design;

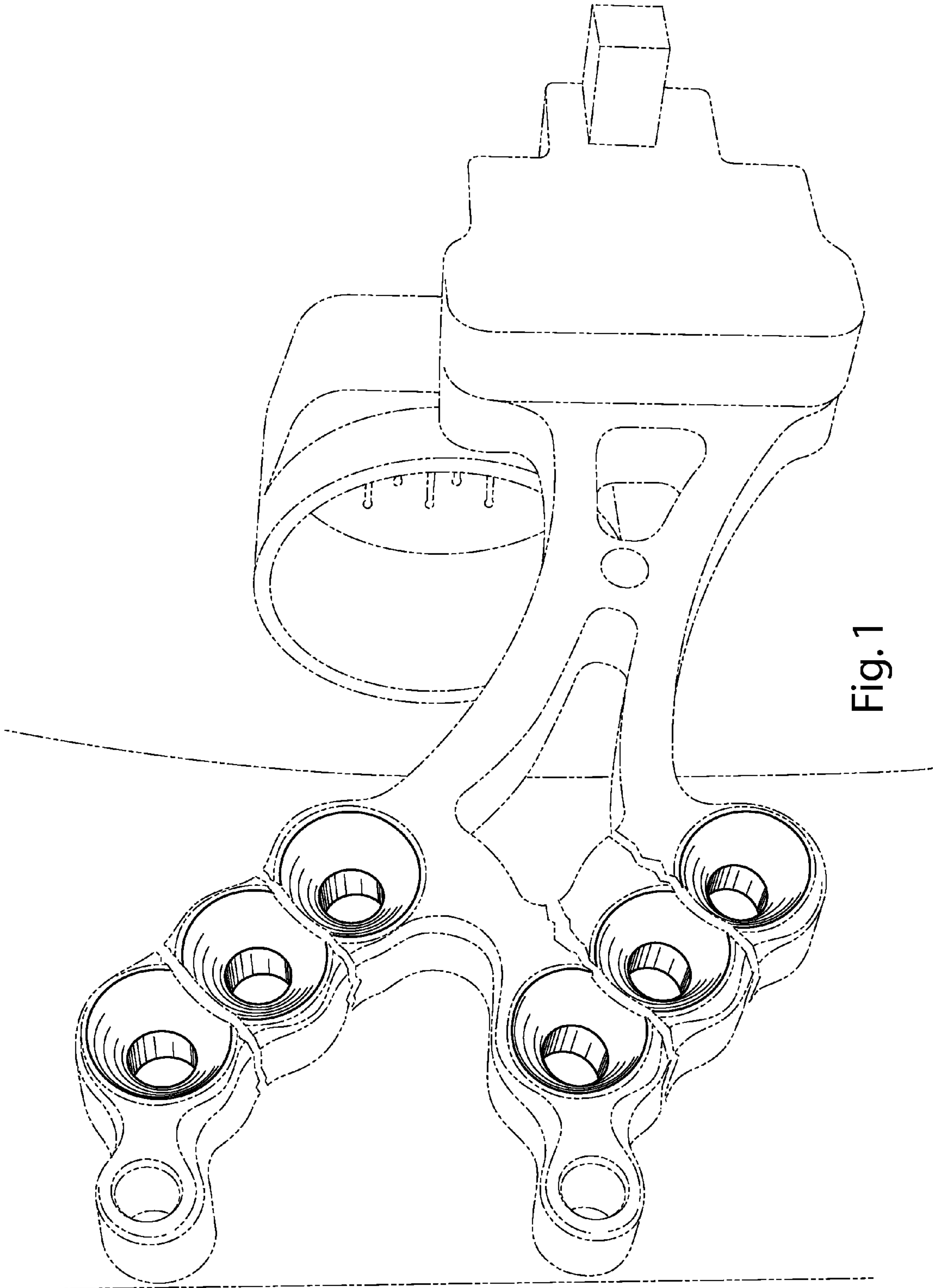
FIG. 2 is a right side view thereof; and,

FIG. 3 is a left side view thereof.

FIGS. 1-3 show features of an archery bow sight and a riser of an archery bow in phantom lines. These features are shown for environmental purposes and do not form any part of the claimed design. Further, the phantom lines immediately adjacent the solid-line portions of the design form the boundary of the design, with the phantom lines forming no part of the claimed design.

1 Claim, 3 Drawing Sheets








Fig. 2

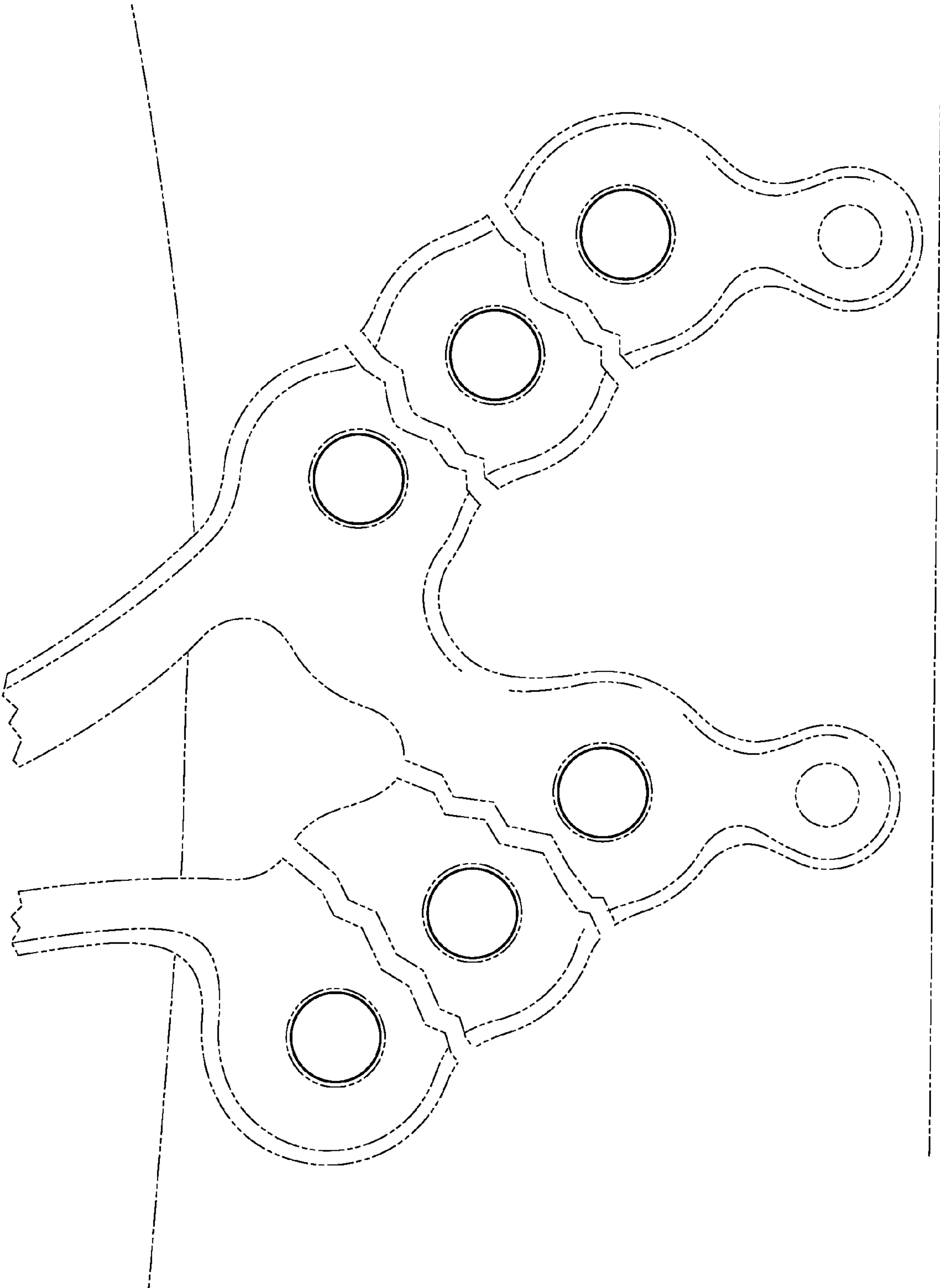


Fig. 3