



US00D632349S

(12) **United States Design Patent**  
**Cooper et al.**

(10) **Patent No.:** **US D632,349 S**

(45) **Date of Patent:** **\*\* Feb. 8, 2011**

(54) **GOLF CLUB HEAD**

(75) Inventors: **Christopher R. Cooper**, Orange, CA (US); **Cameron J. Day**, Huntington Beach, CA (US); **Jimmy H. Kuan**, West Covina, CA (US); **Sharon J. Park**, Irvine, CA (US); **Kevin R. Tassistro**, Redondo Beach, CA (US)

(73) Assignee: **SRI Sports Limited**, Kobe-shi (JP)

(\*\*) Term: **14 Years**

(21) Appl. No.: **29/377,335**

(22) Filed: **Oct. 20, 2010**

(51) **LOC (9) Cl.** ..... **21-02**

(52) **U.S. Cl.** ..... **D21/759**

(58) **Field of Classification Search** ..... D21/747-751,  
D21/759; 473/324-331, 350

See application file for complete search history.

(56) **References Cited**

U.S. PATENT DOCUMENTS

5,014,993	A	5/1991	Antonious	
5,328,184	A	7/1994	Antonious	
D355,234	S *	2/1995	MacNally et al.	D21/749
5,395,113	A *	3/1995	Antonious	473/324
6,454,665	B2	9/2002	Antonious	
D464,387	S *	10/2002	Rollinson et al.	D21/748
D464,693	S *	10/2002	Rollinson et al.	D21/748
D496,419	S *	9/2004	Lang et al.	D21/747
D498,277	S *	11/2004	Lang et al.	D21/747
6,832,962	B2	12/2004	Stites et al.	
D532,848	S *	11/2006	Cleveland et al.	D21/747
D533,245	S *	12/2006	Cleveland et al.	D21/747
D537,894	S *	3/2007	Cleveland et al.	D21/747
D563,497	S *	3/2008	Mahaffey et al.	D21/747
D572,781	S *	7/2008	Kim et al.	D21/747

D591,808	S	5/2009	Clausen et al.	
D593,627	S *	6/2009	Kim et al.	D21/747
D596,684	S	7/2009	Sutovsky et al.	
D597,157	S	7/2009	Wallin et al.	
D597,617	S *	8/2009	Ines et al.	D21/747
D597,618	S *	8/2009	Ines et al.	D21/747
D598,967	S *	8/2009	Kim et al.	D21/747
D598,968	S *	8/2009	Wieland	D21/747
D618,750	S *	6/2010	Roberts et al.	D21/759
D618,752	S *	6/2010	Morris et al.	D21/759
D622,796	S *	8/2010	Kadoya	D21/759
D624,620	S *	9/2010	Cooper et al.	D21/759

\* cited by examiner

*Primary Examiner*—Mitchell I Siegel

(74) *Attorney, Agent, or Firm*—Oliff & Berridge, PLC

(57) **CLAIM**

The ornamental design for a golf club head, as shown and described.

**DESCRIPTION**

FIG. 1 is a heel-side rear perspective view of a golf club head embodying the inventive design.

FIG. 2 is a toe-side rear perspective view thereof.

FIG. 3 is a rear elevational view thereof.

FIG. 4 is a top plan view thereof.

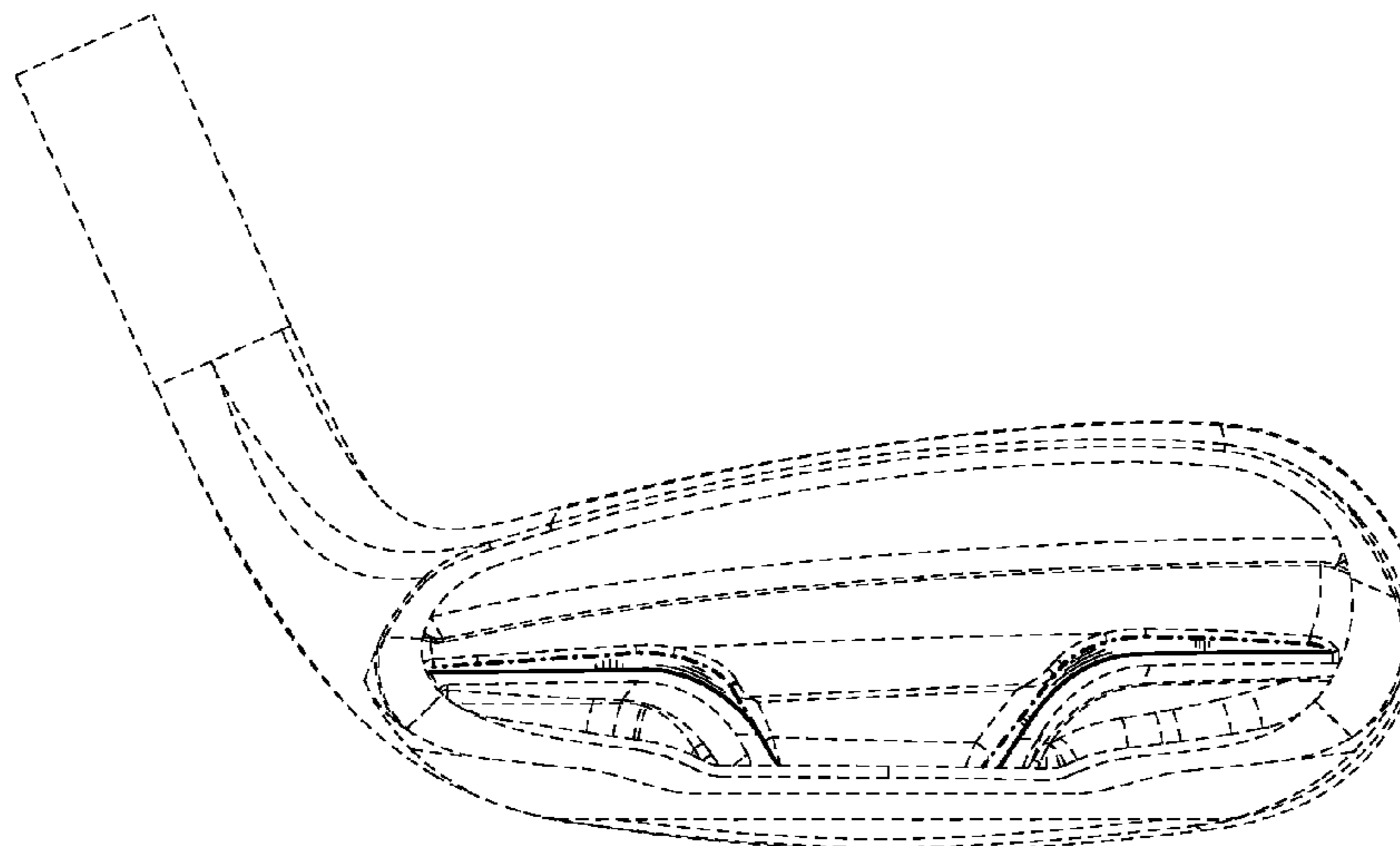
FIG. 5 is a toe-side elevational view thereof.

FIG. 6 is a heel-side elevational view thereof; and,

FIG. 7 is a front elevational view thereof.

The dash-dot chain lines immediately adjacent the shaded areas represent the bounds of the claimed design, while all other broken lines are directed to environment and are for illustrative purposes only; the dash-dot chain lines and other broken lines form no part of the claimed design.

**1 Claim, 7 Drawing Sheets**



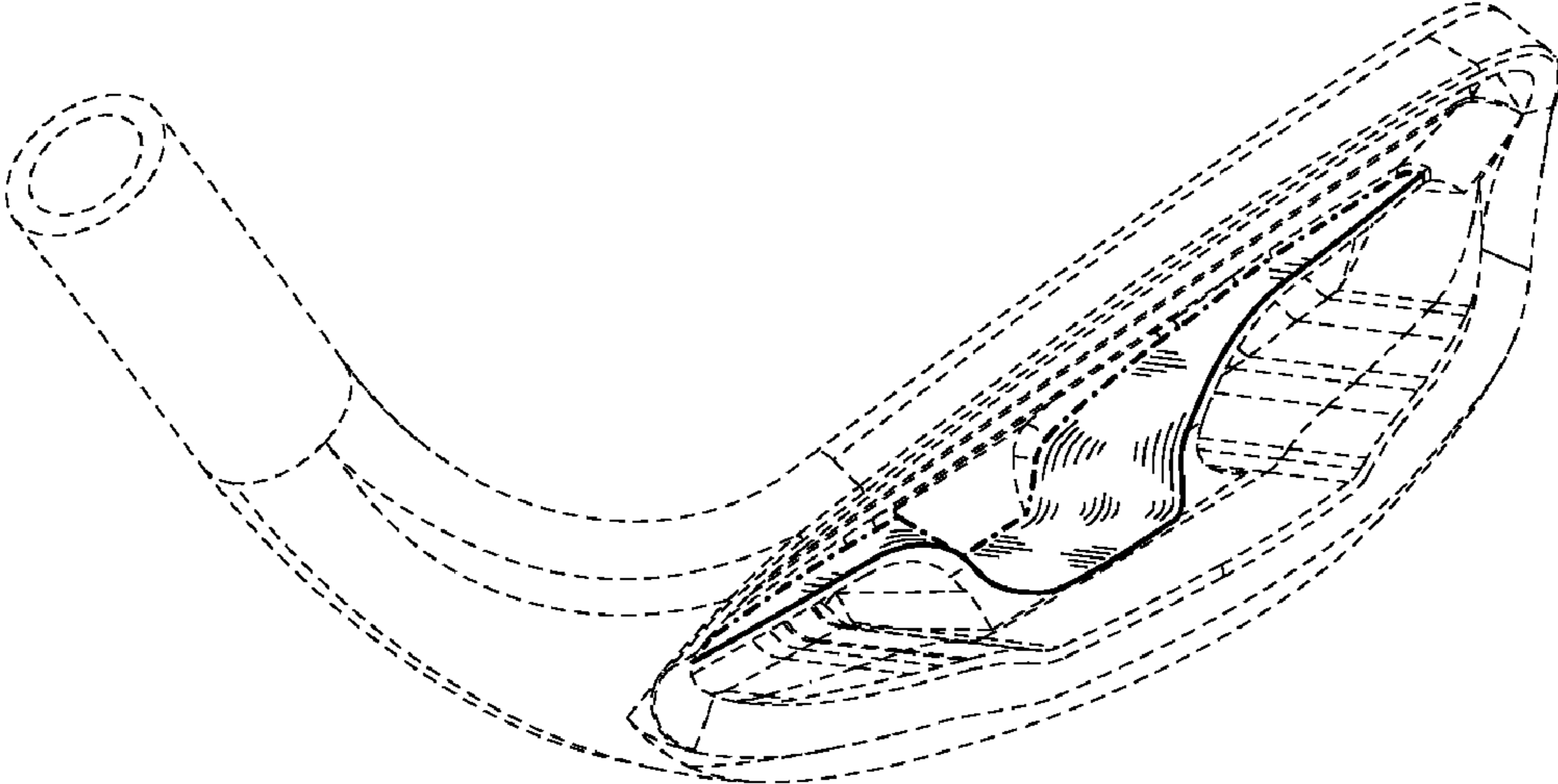


FIG. 1

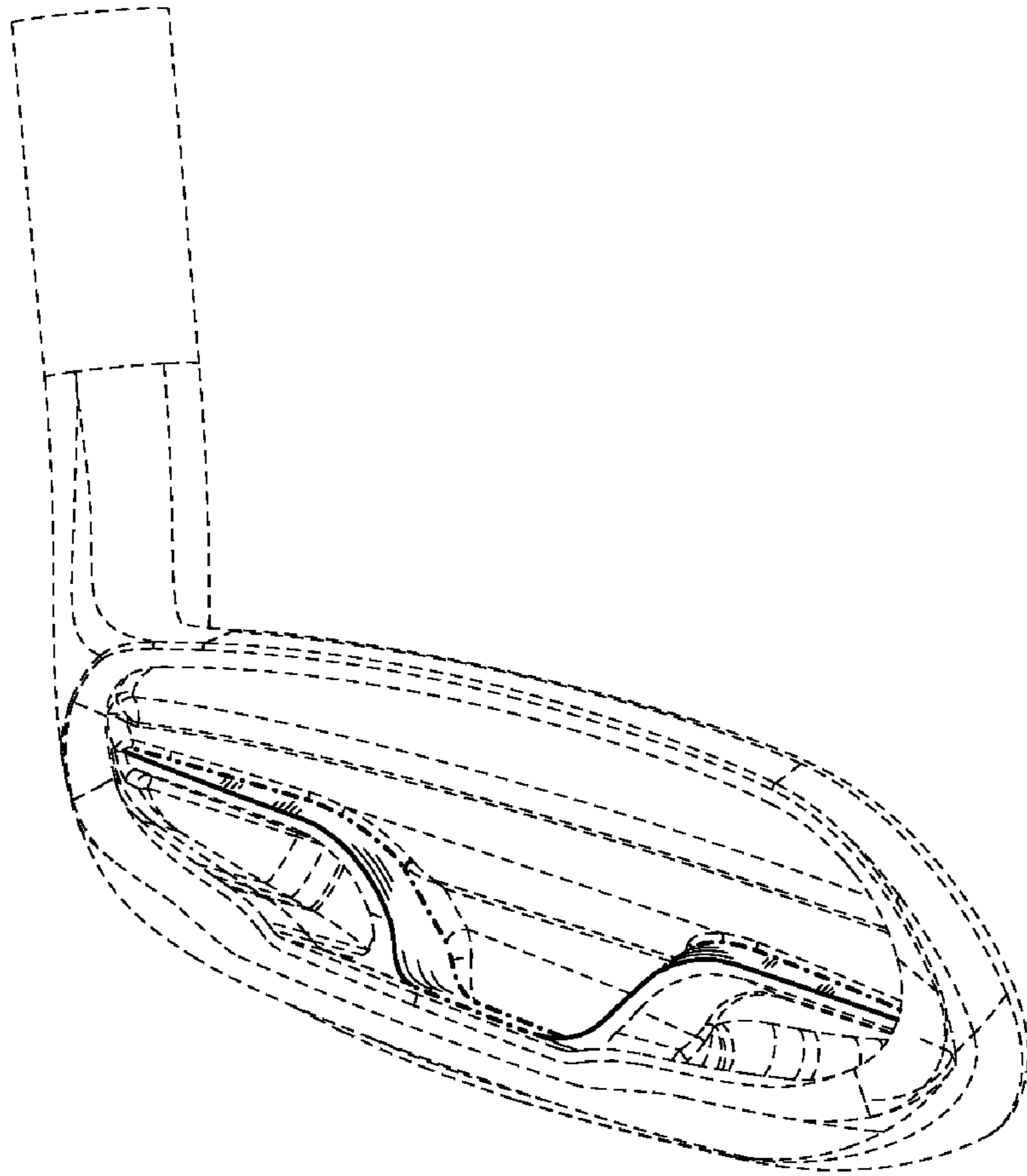


FIG. 2

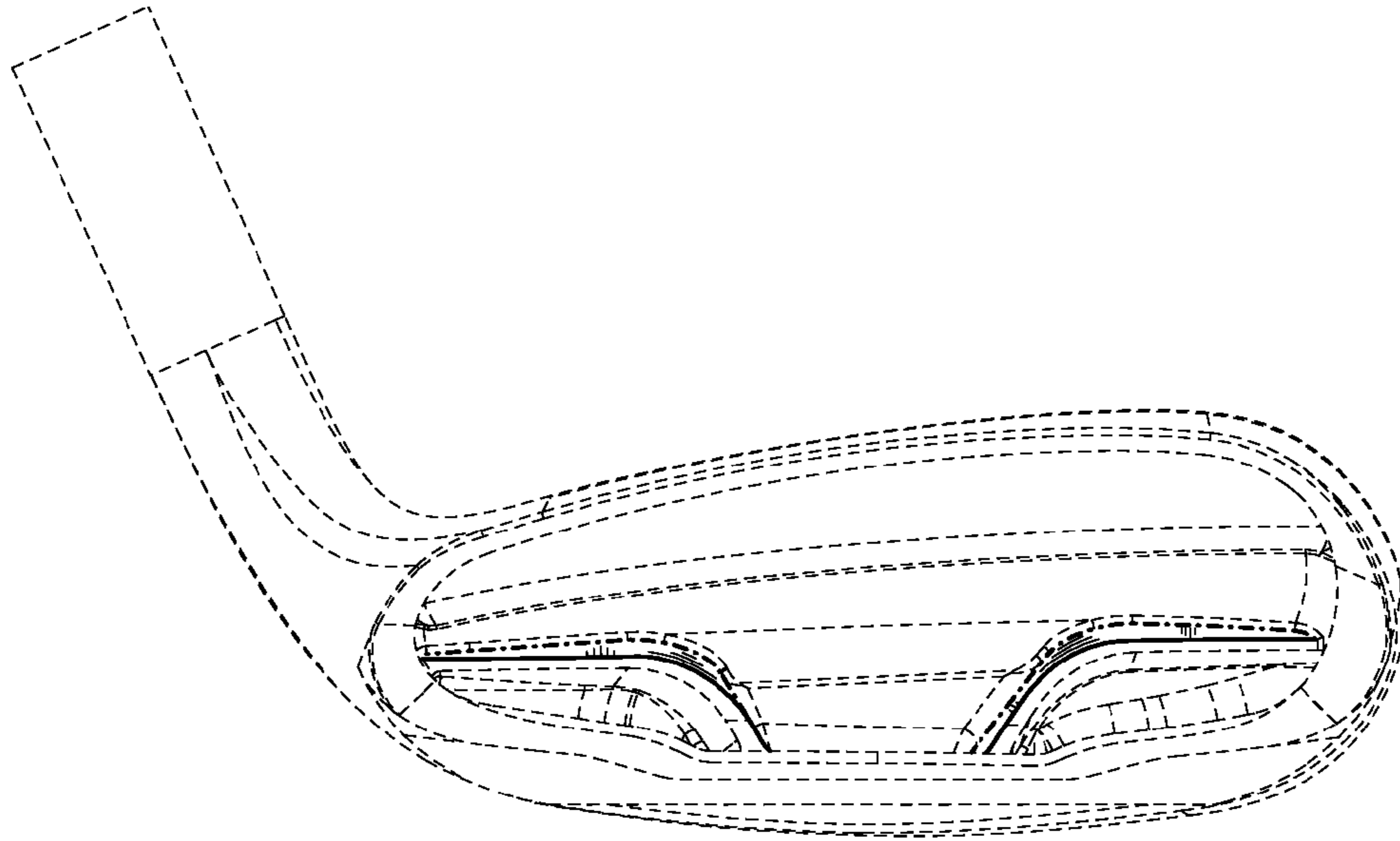


FIG. 3

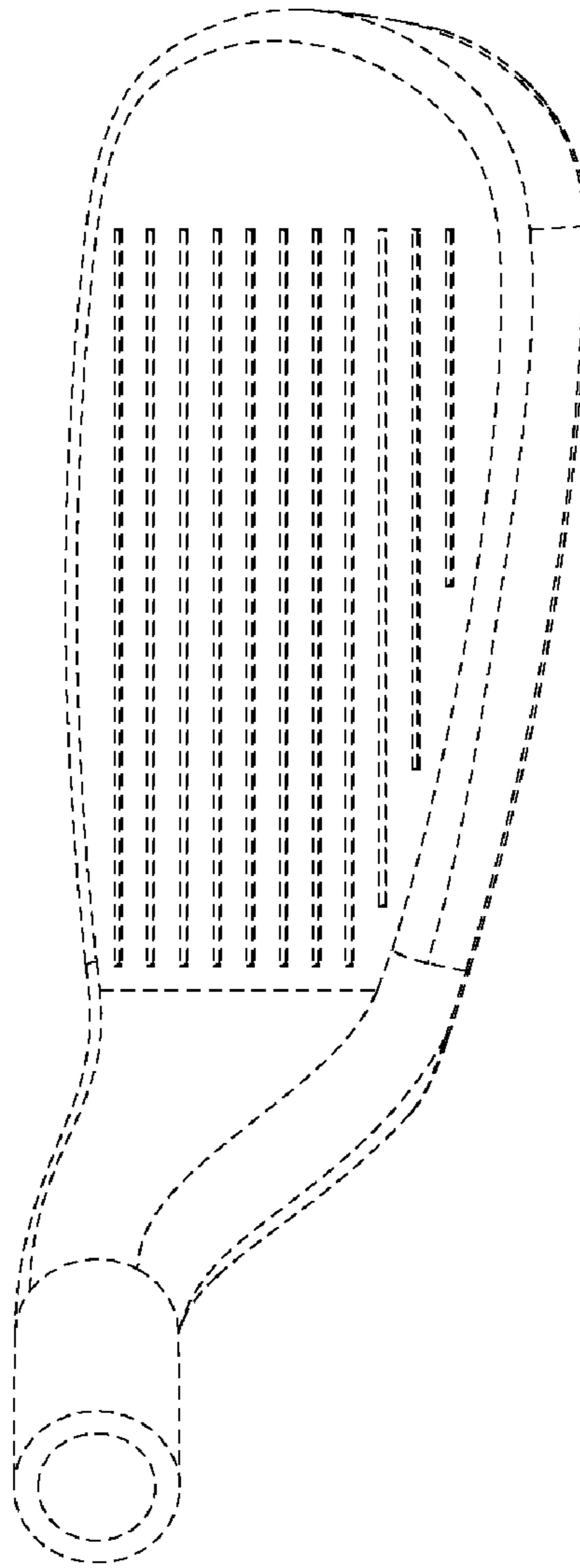


FIG. 4

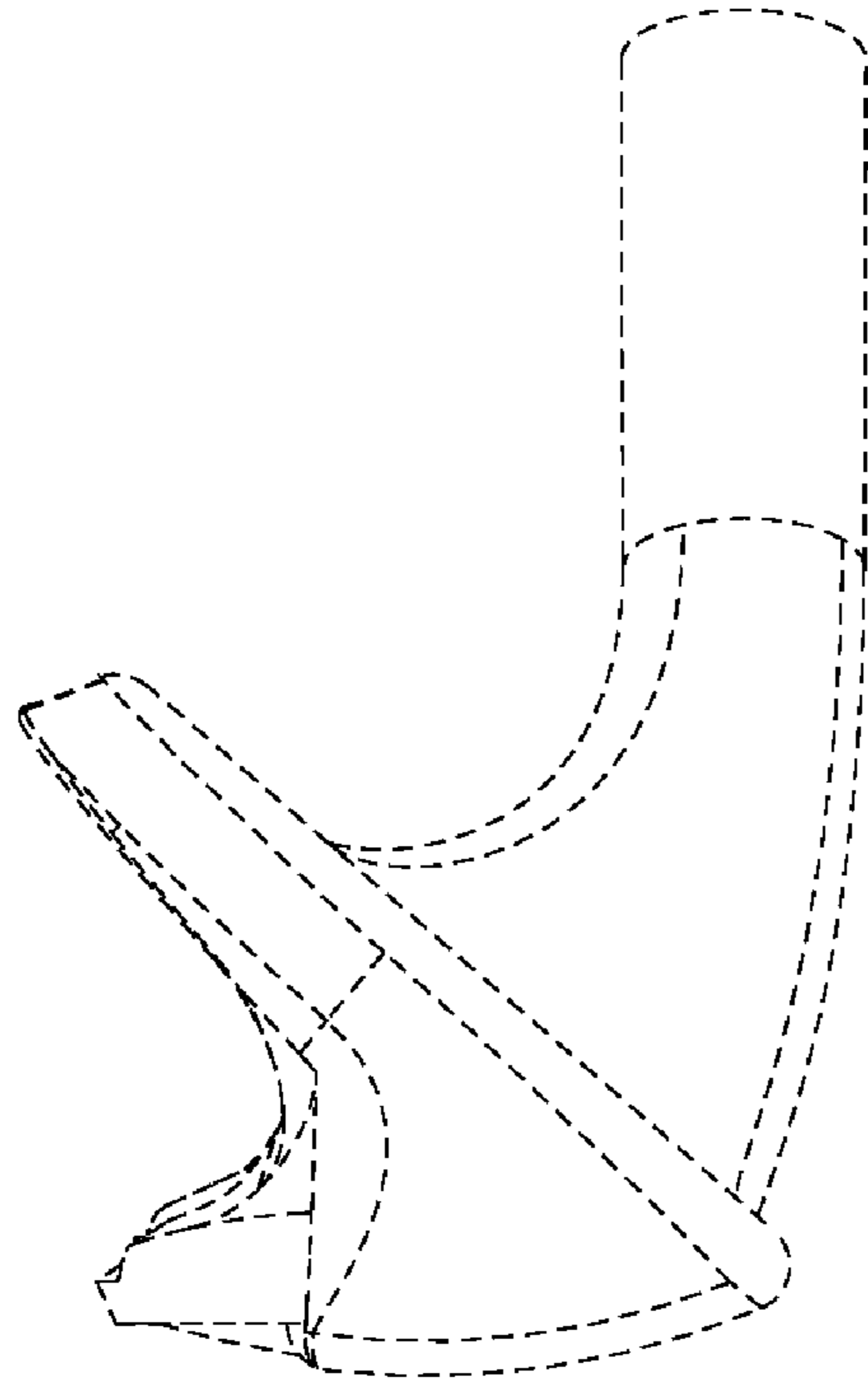


FIG. 5

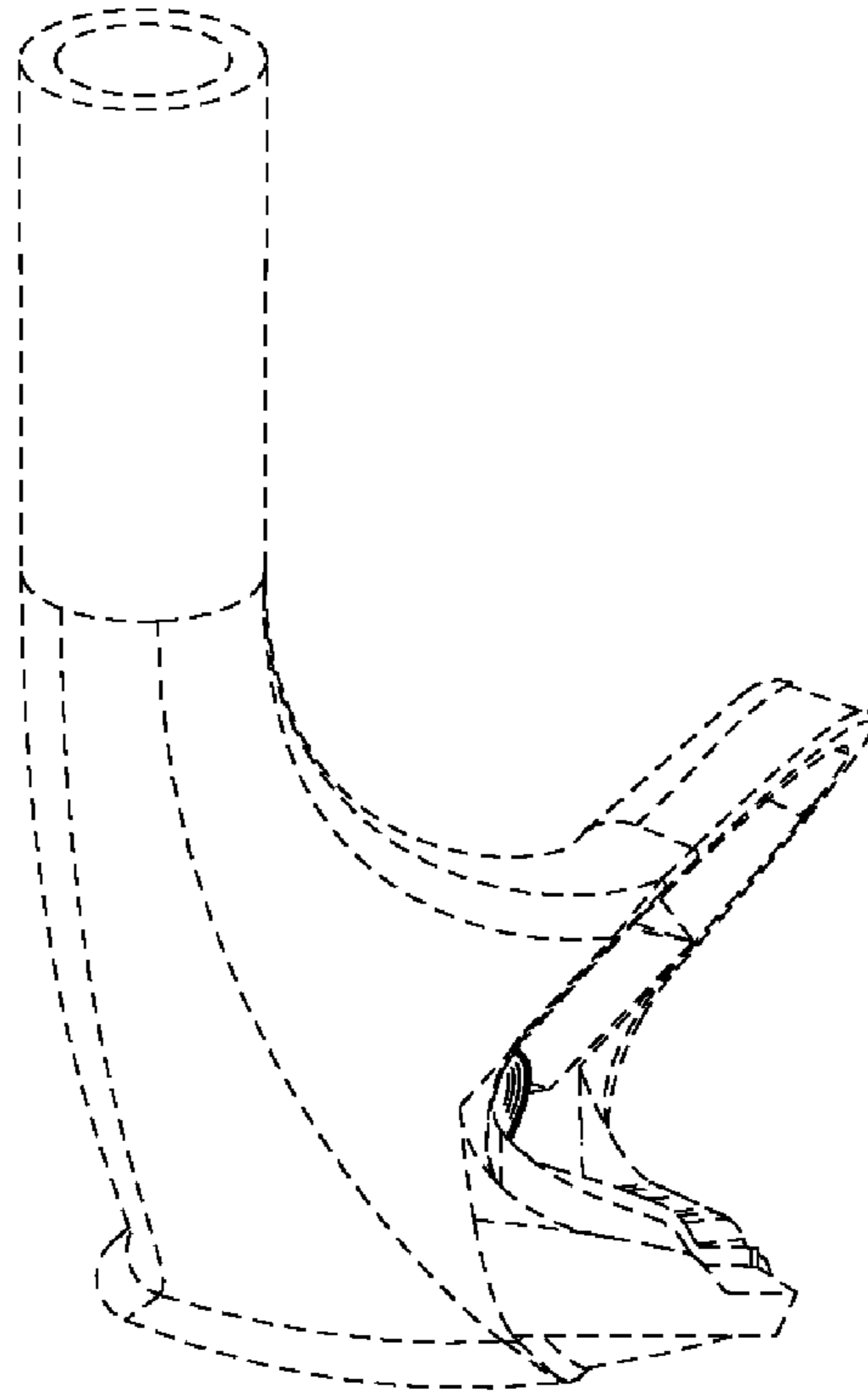


FIG. 6

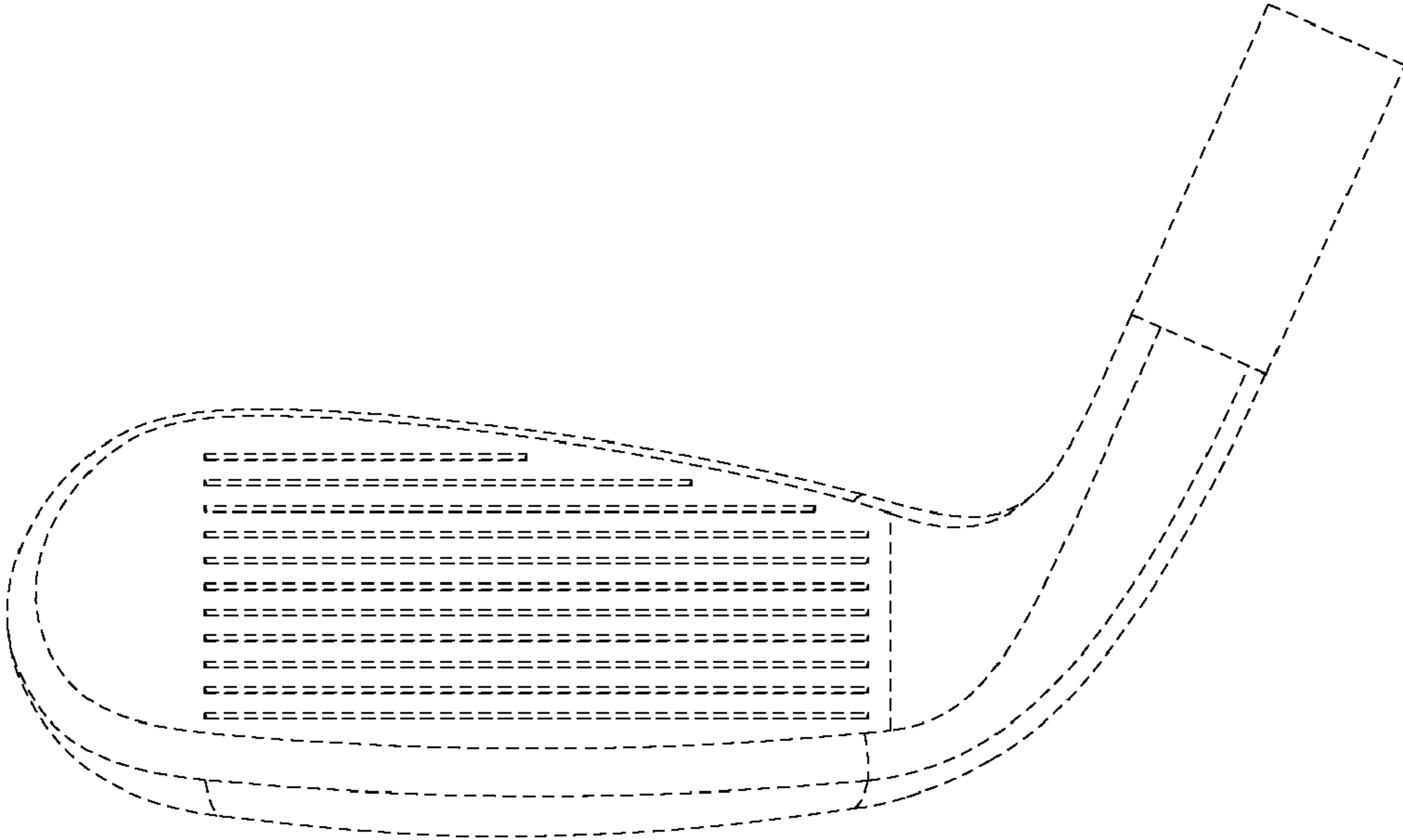


FIG. 7