



US00D632333S

(12) **United States Design Patent**
Zhang

(10) **Patent No.:** **US D632,333 S**

(45) **Date of Patent:** **** *Feb. 8, 2011**

(54) **PEN**

(75) Inventor: **Biwei Zhang**, Ningbo (CN)

(73) Assignee: **Beifa Group Co., Ltd.**, Ningbo (CN)

(*) Notice: This patent is subject to a terminal disclaimer.

(**) Term: **14 Years**

(21) Appl. No.: **29/330,723**

(22) Filed: **Jan. 13, 2009**

(30) **Foreign Application Priority Data**

Jul. 15, 2008 (CN) 2008 3 0142201

(51) **LOC (9) Cl.** **19-06**

(52) **U.S. Cl.** **D19/50**

(58) **Field of Classification Search** D19/35,
D19/36, 41–51, 53–57; 24/11 F, 11 P, 11 R;
401/52, 99, 100, 104–109, 192, 195, 196
See application file for complete search history.

(56) **References Cited**

U.S. PATENT DOCUMENTS

D342,089 S	12/1993	Anavil	
D444,498 S	7/2001	Izushima	
D469,467 S	1/2003	Briggl	
D474,809 S *	5/2003	Willat et al.	D19/51
D481,070 S *	10/2003	Willat et al.	D19/56
D482,724 S *	11/2003	Nishida	D19/43
D484,537 S *	12/2003	Arita et al.	D19/43
D489,088 S *	4/2004	Arita et al.	D19/43
D491,983 S	6/2004	Izushima	
D503,742 S	4/2005	Mori	
D505,156 S	5/2005	Tatic	
D506,507 S *	6/2005	Qiu	D19/51
D507,299 S *	7/2005	Qiu	D19/43
D508,077 S	8/2005	Bhavnani	
D510,598 S *	10/2005	Qiu	D19/43
D510,950 S *	10/2005	Eddington et al.	D19/57
D522,579 S	6/2006	Sim	
D526,683 S *	8/2006	Qiu	D19/57

D544,034 S	6/2007	Qiu	
D553,189 S *	10/2007	Qiu	D19/47
D559,315 S	1/2008	Qiu	
D559,318 S *	1/2008	Qiu et al.	D19/51
D559,909 S	1/2008	Qiu	
D562,388 S	2/2008	Qiu	
D562,394 S *	2/2008	Qiu et al.	D19/51
D572,760 S *	7/2008	Ma	D19/50
D575,340 S *	8/2008	Ma	D19/50
D578,572 S	10/2008	Qiu	

(Continued)

OTHER PUBLICATIONS

Li, B., "Pen," U.S. Appl. No. 29/338,979, filed Jun. 22, 2009.

(Continued)

Primary Examiner—Elizabeth A Albert
(74) *Attorney, Agent, or Firm*—Christensen O'Connor Johnson Kindness PLLC

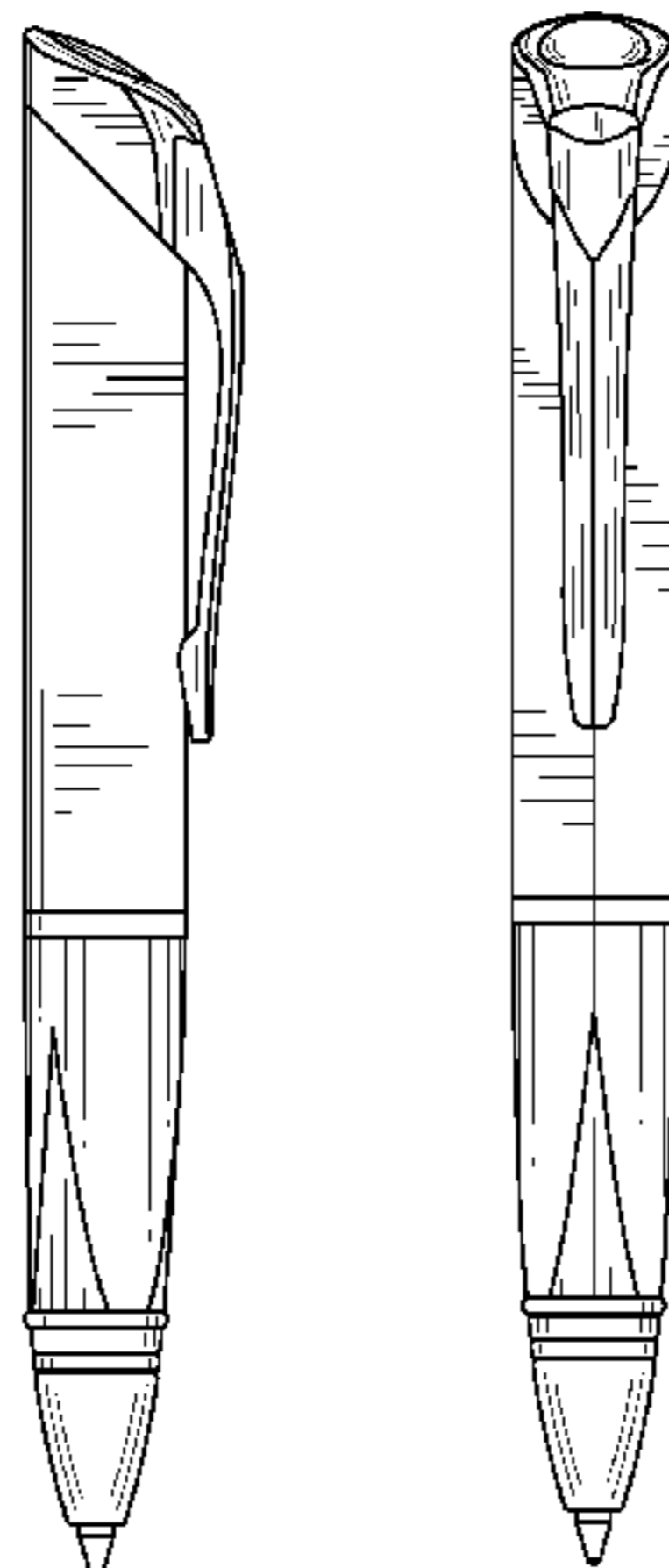
(57) **CLAIM**

The ornamental design for a pen, as shown and described.

DESCRIPTION

FIG. 1 is an upper front left perspective view of a pen showing my new design;
FIG. 2 is a left side elevation view thereof;
FIG. 3 is an enlarged top plan view thereof;
FIG. 4 is a front elevation view thereof;
FIG. 5 is a right side elevation view thereof;
FIG. 6 is an enlarged bottom plan view thereof; and,
FIG. 7 is a rear elevation view thereof.

1 Claim, 3 Drawing Sheets



US D632,333 S

Page 2

U.S. PATENT DOCUMENTS

D580,493 S 11/2008 Fei
D591,348 S 4/2009 Yu
D591,350 S * 4/2009 Beyer D19/50
D591,351 S * 4/2009 Shi D19/50
D595,353 S 6/2009 Li
D595,355 S 6/2009 Li
D601,196 S * 9/2009 Zhang D19/48
D603,899 S * 11/2009 Suero et al. D19/50
D604,362 S * 11/2009 Suero et al. D19/50

D607,932 S * 1/2010 Zhang D19/48
D607,933 S * 1/2010 Zhang D19/48
D609,746 S * 2/2010 Ma D19/50
D610,615 S * 2/2010 Li D19/48
D612,425 S * 3/2010 Suero et al. D19/41

OTHER PUBLICATIONS

Wang, W., "Pen," U.S. Appl. No. 29/330,713, filed Jan. 13, 2009.

* cited by examiner

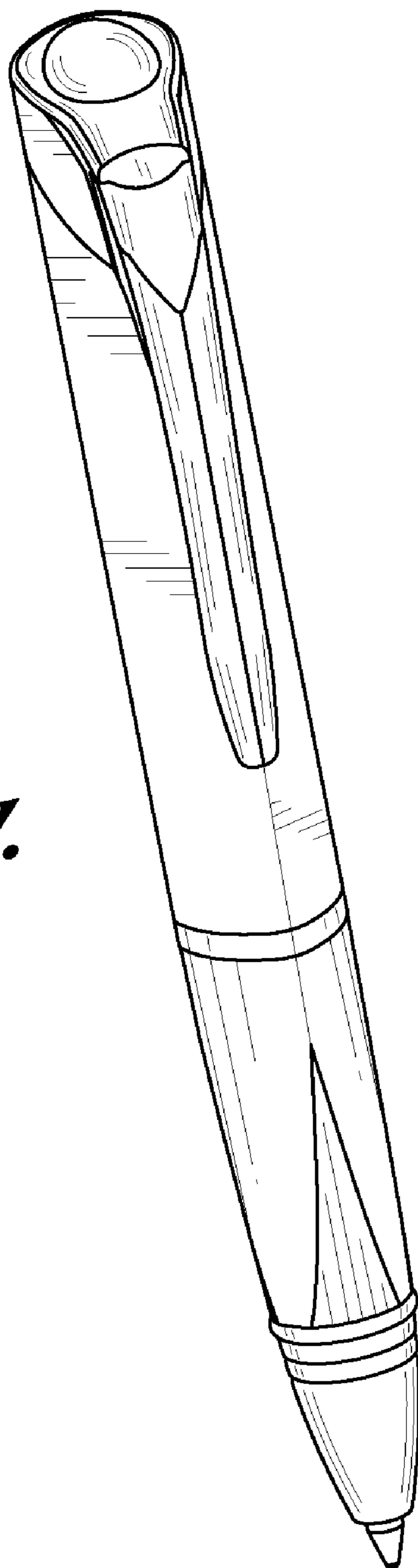


Fig. 1.

Fig.2.

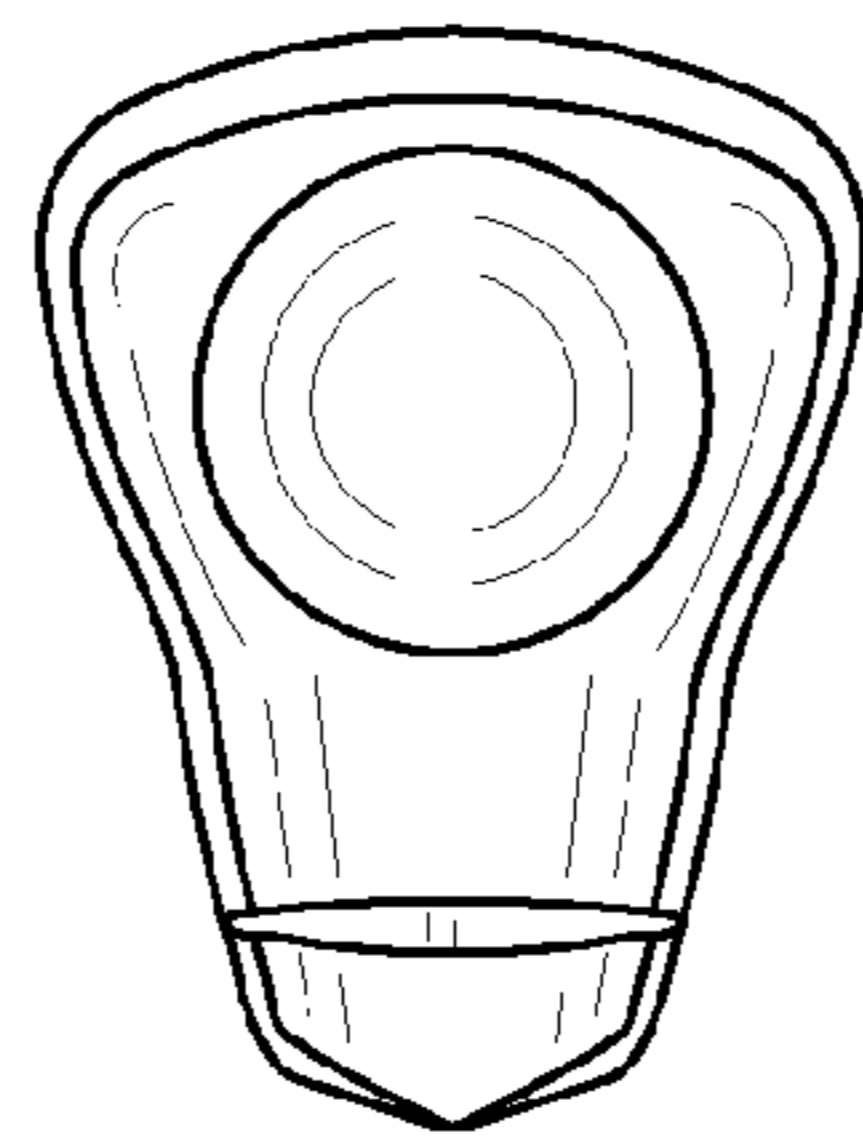
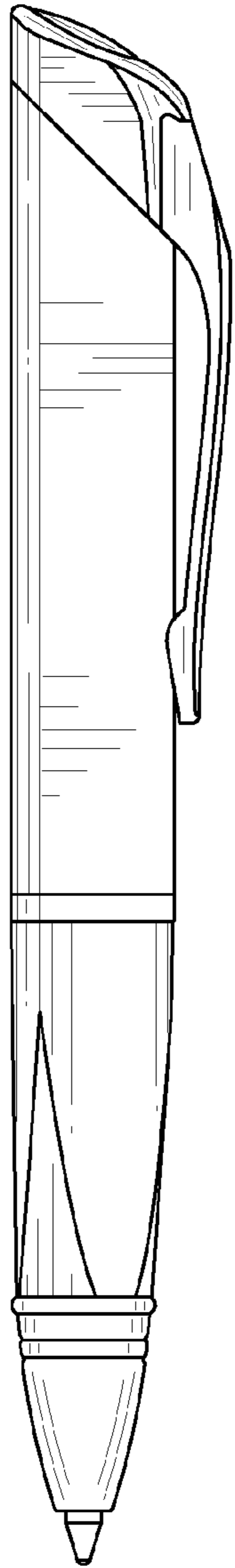


Fig.3.

Fig.4.

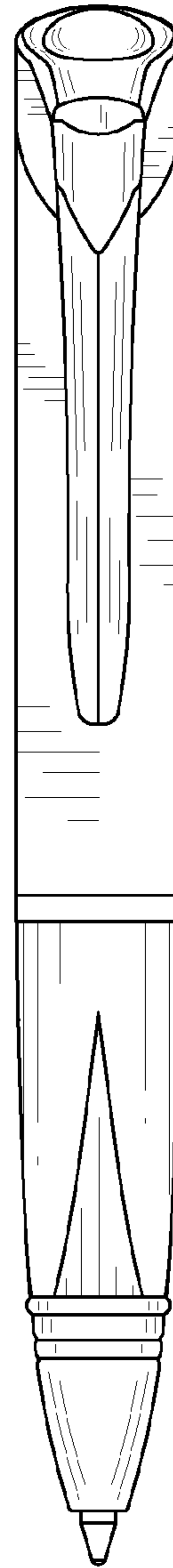


Fig. 5.

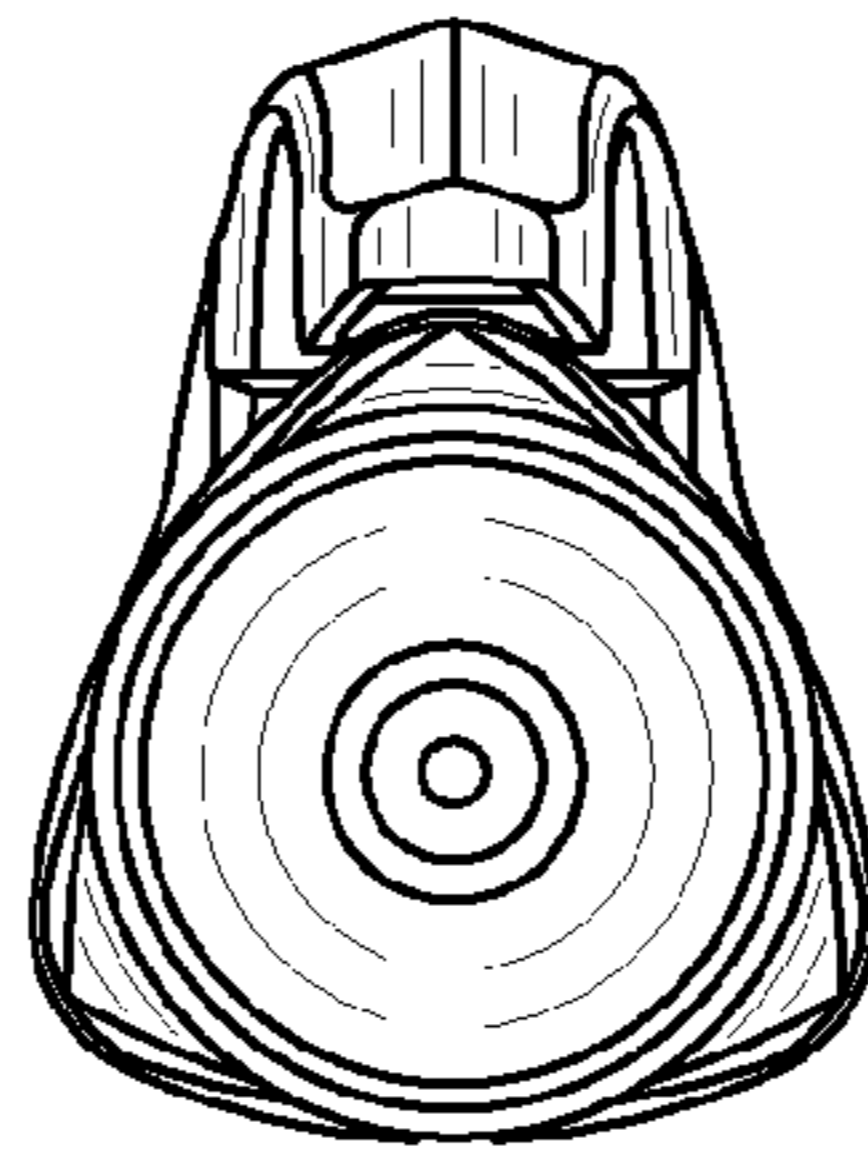
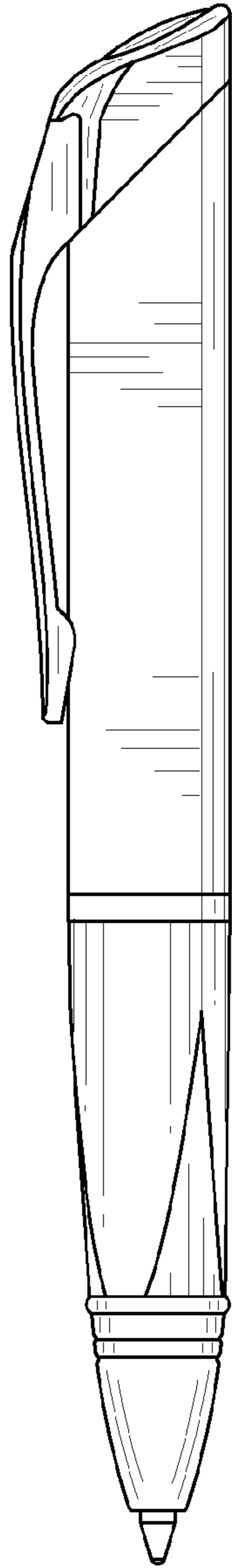


Fig. 6.

Fig. 7.

