



US00D632315S

(12) **United States Design Patent**
Garcia et al.

(10) **Patent No.:** **US D632,315 S**

(45) **Date of Patent:** **** Feb. 8, 2011**

(54) **REFRIGERATOR**

(75) Inventors: **Carolina Gonzalez Garcia**, Queretaro (MX); **Esmeralda Ruiz Pacheco**, Queretaro (MX)

(73) Assignee: **Imbera S.A. DE C.V.**, San Juan del Rio, Queretaro (MX)

(**) Term: **14 Years**

(21) Appl. No.: **29/363,606**

(22) Filed: **Jun. 11, 2010**

(30) **Foreign Application Priority Data**

Dec. 15, 2009 (MX) MX/F/2010/000056

(51) **LOC (9) Cl.** **15-07**

(52) **U.S. Cl.** **D15/86**

(58) **Field of Classification Search** D15/79, D15/81, 85, 86, 87; D6/470, 481; 62/3.6, 62/3.61-3.64, 264; 312/400-408; D23/272
See application file for complete search history.

(56) **References Cited**

U.S. PATENT DOCUMENTS

D236,654 S * 9/1975 Meyer D15/86
D299,145 S * 12/1988 Kuwabara et al. D15/86

D341,144 S * 11/1993 Rice D15/86
D379,631 S * 6/1997 Odom D15/86
5,937,666 A * 8/1999 Trulaske, Sr. 62/264
D507,285 S * 7/2005 Cho et al. D15/86

* cited by examiner

Primary Examiner—Shanda C Hill

(74) *Attorney, Agent, or Firm*—Miller, Matthias & Hull LLP

(57) **CLAIM**

The ornamental design for a refrigerator, as shown and described.

DESCRIPTION

FIG. 1 is a perspective view showing our new design;

FIG. 2 is a front view thereof;

FIG. 3 is a top view thereof;

FIG. 4 is a left side view thereof;

FIG. 5 is a right side view thereof;

FIG. 6 is a rear view thereof; and,

FIG. 7 is a bottom view thereof.

The broken lines shown in the drawing disclosure are for illustrative purposes only and form no part of the claimed design.

1 Claim, 4 Drawing Sheets




FIG. 1



FIG. 2

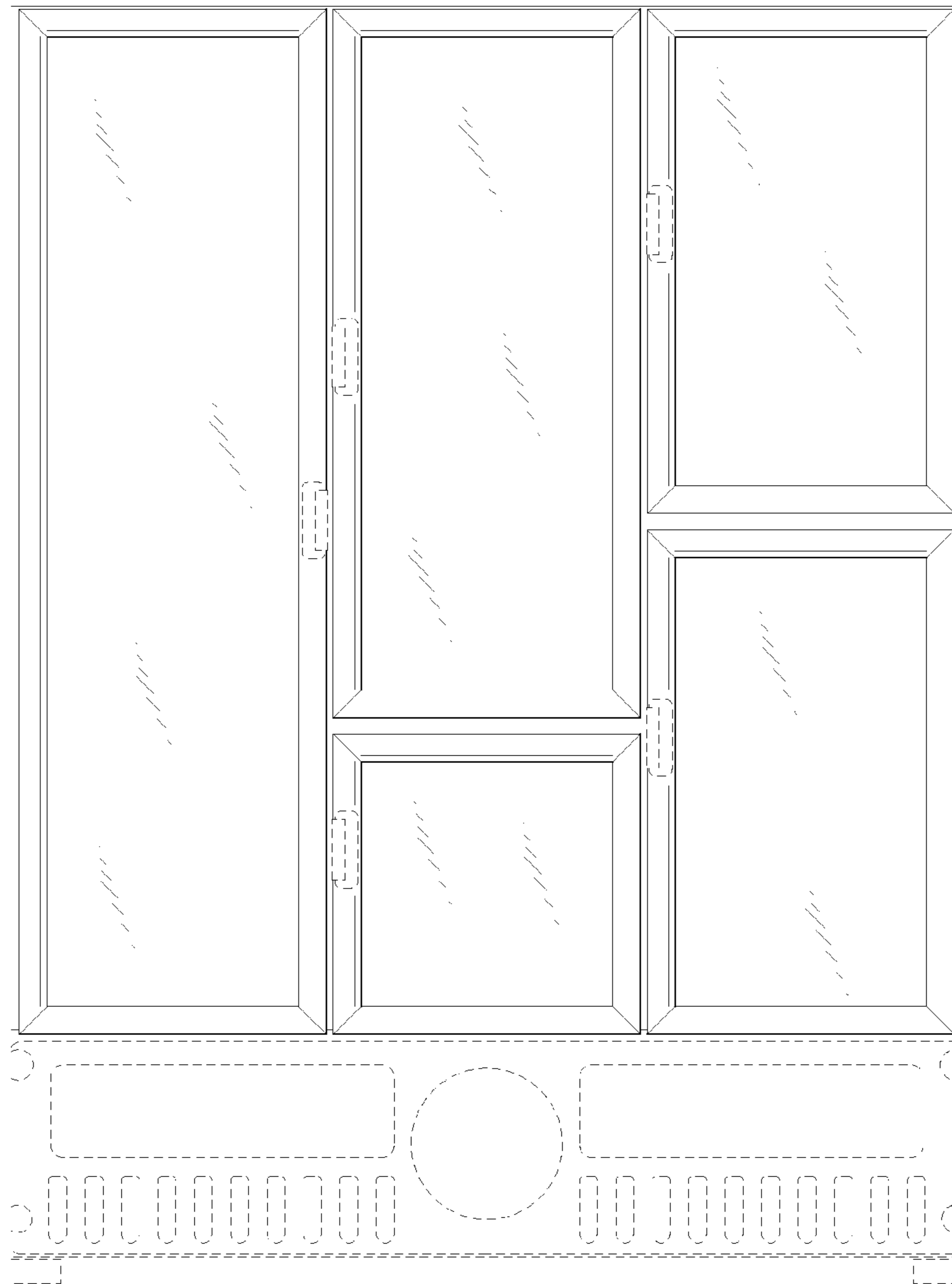


FIG. 3

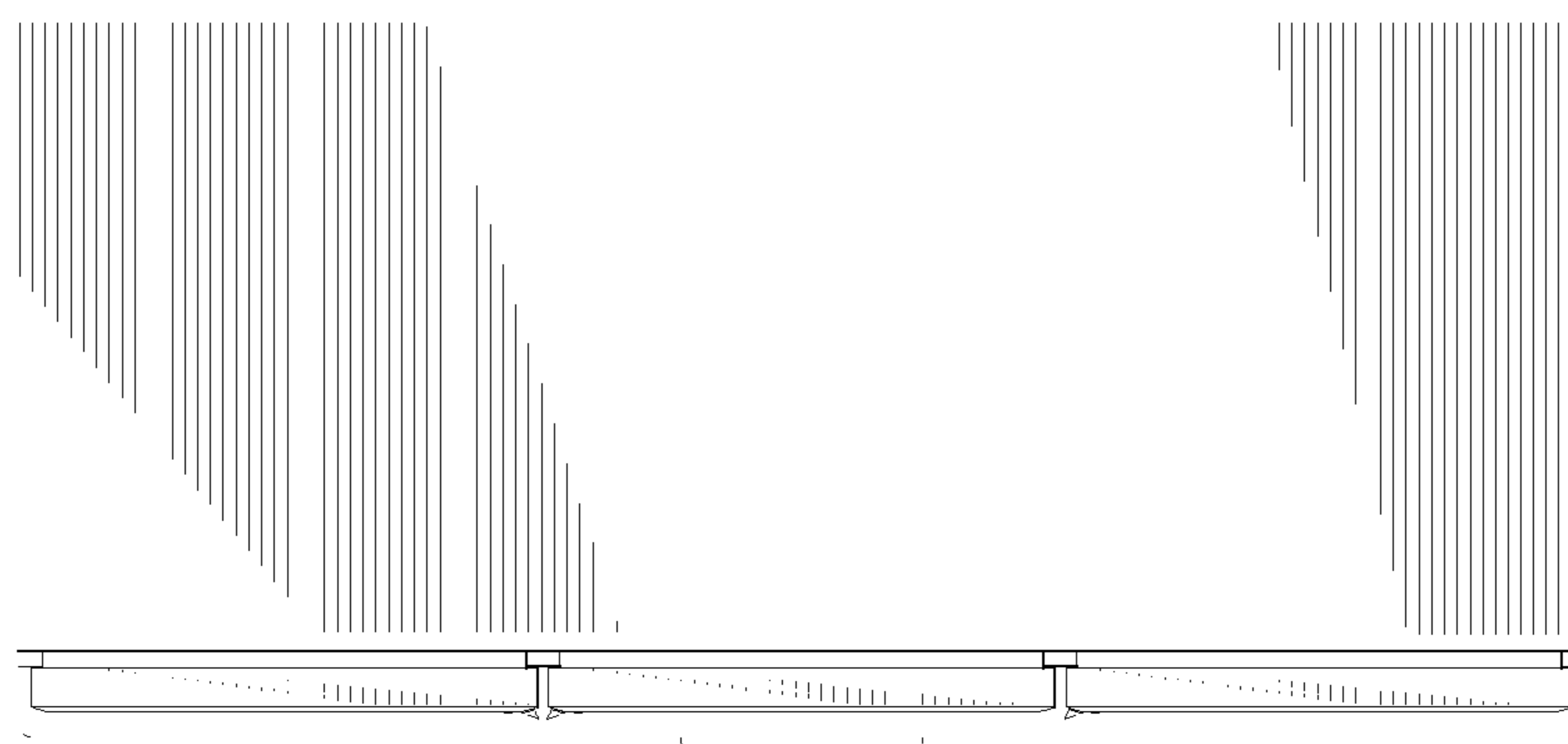


FIG. 4




FIG. 5

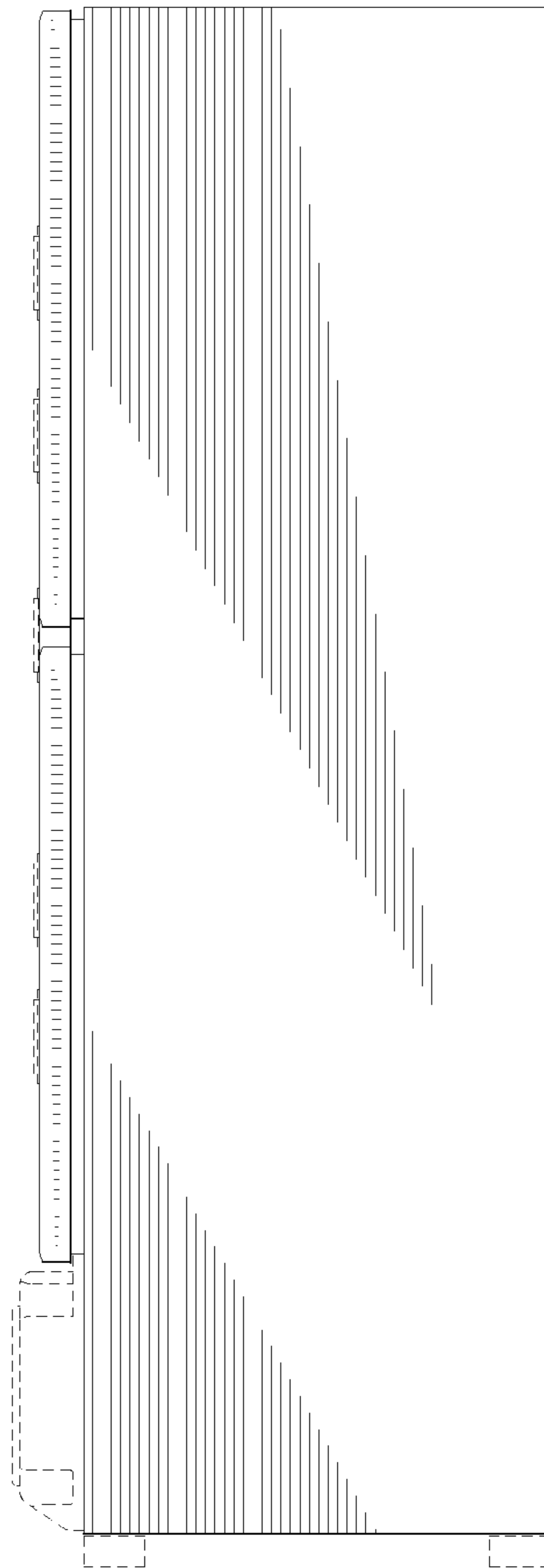


FIG. 6




FIG. 7

