



US00D632285S

(12) **United States Design Patent**
Takahashi

(10) **Patent No.:** **US D632,285 S**

(45) **Date of Patent:** **** Feb. 8, 2011**

(54) **ANTENNA**

(75) Inventor: **Yoshihide Takahashi**, Minato-ku (JP)

(73) Assignee: **NEC Corporation**, Tokyo (JP)

(**) Term: **14 Years**

(21) Appl. No.: **29/350,849**

(22) Filed: **Nov. 24, 2009**

(30) **Foreign Application Priority Data**

May 28, 2009 (JP) 2009-012018

(51) **LOC (9) Cl.** **14-03**

(52) **U.S. Cl.** **D14/230**

(58) **Field of Classification Search** D14/138,
D14/230-238, 299, 358, 240; D12/42, 43;
343/700 MS, 700 R-705, 711-713, 741,
343/748, 767, 795, 819, 840, 846, 866, 871-908;
455/90.2, 90.3, 91, 128, 269, 344, 347, 562.1
See application file for complete search history.

(56) **References Cited**

U.S. PATENT DOCUMENTS

D310,670 S * 9/1990 Sheriff D14/230
D343,623 S * 1/1994 Takizawa D14/230

D379,356 S * 5/1997 Liu et al. D14/230
5,844,529 A * 12/1998 Bell et al. 343/872
D416,561 S * 11/1999 Godar D14/230
D470,837 S * 2/2003 Tourres D14/230
D520,498 S * 5/2006 Lin et al. D14/230
D580,419 S * 11/2008 Wu et al. D14/230
D595,700 S * 7/2009 Cook et al. D14/234

* cited by examiner

Primary Examiner—Celia A Murphy

Assistant Examiner—John Windmuller

(74) *Attorney, Agent, or Firm*—Sughrue Mion, PLLC

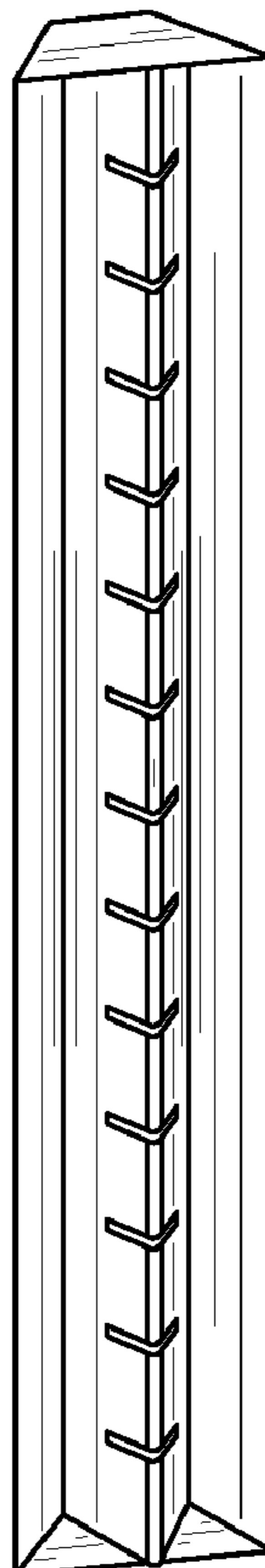
(57) **CLAIM**

The ornamental design for a antenna, as shown and described.

DESCRIPTION

FIG. 1 is a front view of said antenna.
FIG. 2 is a back view of said antenna.
FIG. 3 is a left view of said antenna.
FIG. 4 is a right side view of said antenna.
FIG. 5 is a top side view of said antenna.
FIG. 6 is a bottom view of said antenna; and,
FIG. 7 is a perspective view of said antenna.

1 Claim, 1 Drawing Sheet



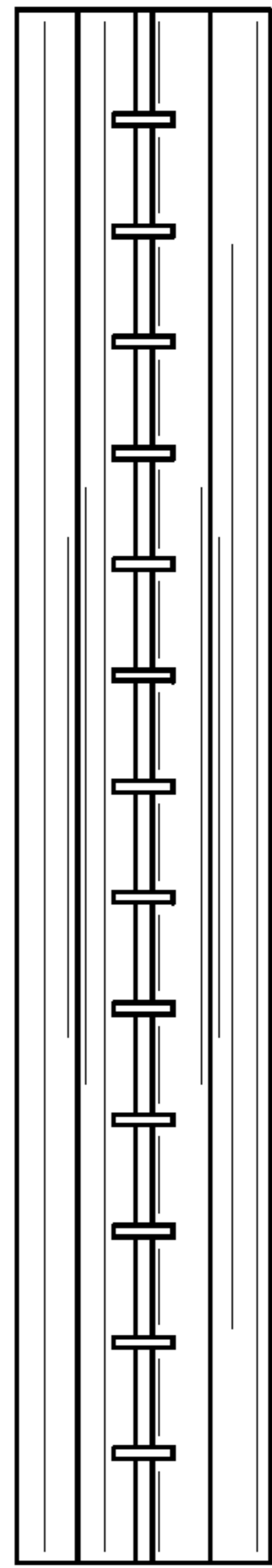


FIG. 1

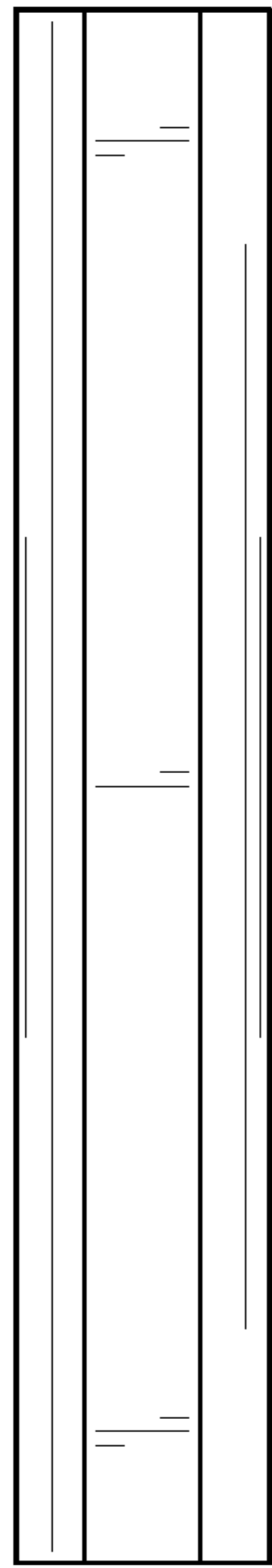


FIG. 2



FIG. 3

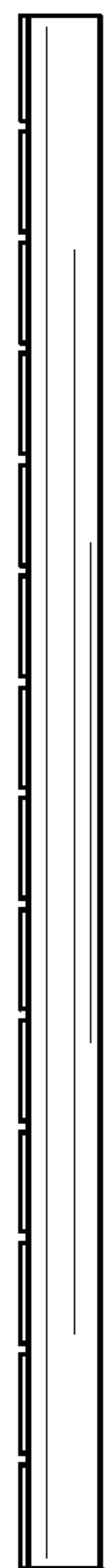


FIG. 4

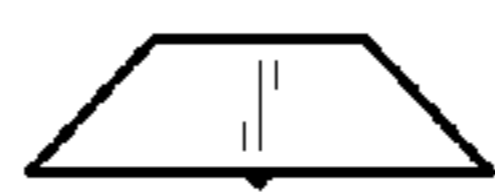


FIG. 5

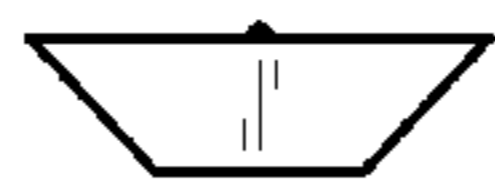


FIG. 6

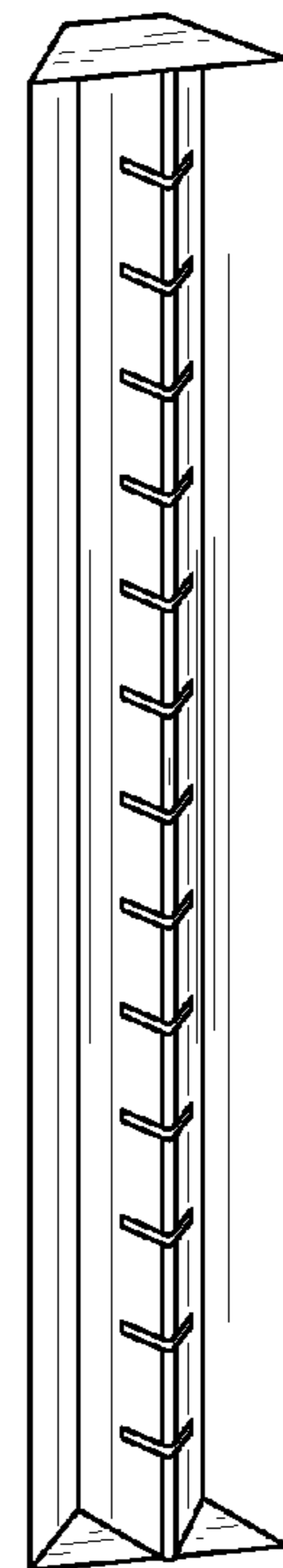


FIG. 7