



US00D632280S

(12) **United States Design Patent**
Daniels

(10) **Patent No.:** **US D632,280 S**

(45) **Date of Patent:** **** Feb. 8, 2011**

(54) **REMOTE CONTROL UNIT**

(75) Inventor: **Wilfried Johan Paul Ferdinand Daniels**, Sint Truiden (BE)

(73) Assignee: **Koninklijke Philips Electronics N.V.**, Eindhoven (NL)

(**) Term: **14 Years**

(21) Appl. No.: **29/361,395**

(22) Filed: **May 11, 2010**

(30) **Foreign Application Priority Data**

Nov. 12, 2009 (EM) 001635442-0003

(51) **LOC (9) Cl.** **14-03**

(52) **U.S. Cl.** **D14/218**

(58) **Field of Classification Search** D14/174,
D14/137-139, 151, 217, 218, 191-193, 167,
D14/299, 168, 247, 455, 456; D13/168,
D13/162-164; D21/512-517, 566; D10/104,
D10/106; 345/169; 348/114, 734; 455/352-355,
455/151.1-151.4, 128, 347, 90.3
See application file for complete search history.

(56) **References Cited**

U.S. PATENT DOCUMENTS

D331,760 S * 12/1992 Renk, Jr. D14/218
D513,498 S * 1/2006 Krzyzanowski et al. D13/168

D515,557 S * 2/2006 Okuley D14/218
D524,298 S * 7/2006 Hedderich et al. D14/218
D531,993 S * 11/2006 Choi et al. D14/218
D563,948 S * 3/2008 d'Hoore D14/218
D567,804 S * 4/2008 Yan D14/218
D572,705 S * 7/2008 Kuether et al. D14/218
D580,916 S * 11/2008 Huang D14/218
D582,895 S * 12/2008 Frazer D14/218
D594,850 S * 6/2009 Yan D14/218
D601,129 S * 9/2009 Maruska et al. D14/218
D605,634 S * 12/2009 Lewis et al. D14/218
D611,456 S * 3/2010 Lin D14/218

* cited by examiner

Primary Examiner—Celia A Murphy
Assistant Examiner—John Windmuller

(57) **CLAIM**

The ornamental design for a remote control unit, as shown.

DESCRIPTION

FIG. 1 is a perspective view showing my design;
FIG. 2 is a front elevational view thereof;
FIG. 3 is a rear elevational view thereof;
FIG. 4 is a right side elevational view thereof;
FIG. 5 is a left side elevational view thereof;
FIG. 6 is a top plan view thereof; and,
FIG. 7 is a bottom plan view thereof.

1 Claim, 3 Drawing Sheets

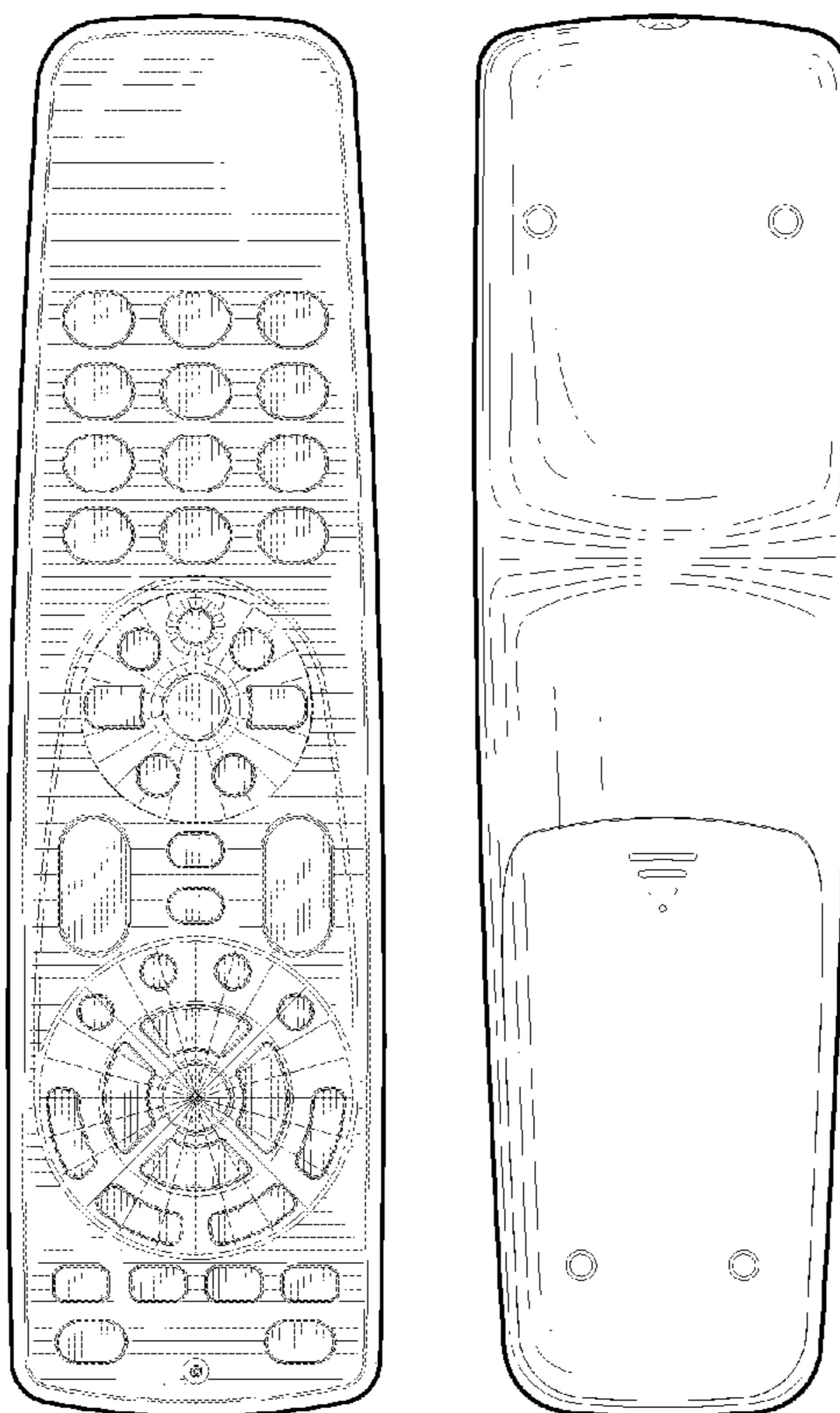




FIG. 1

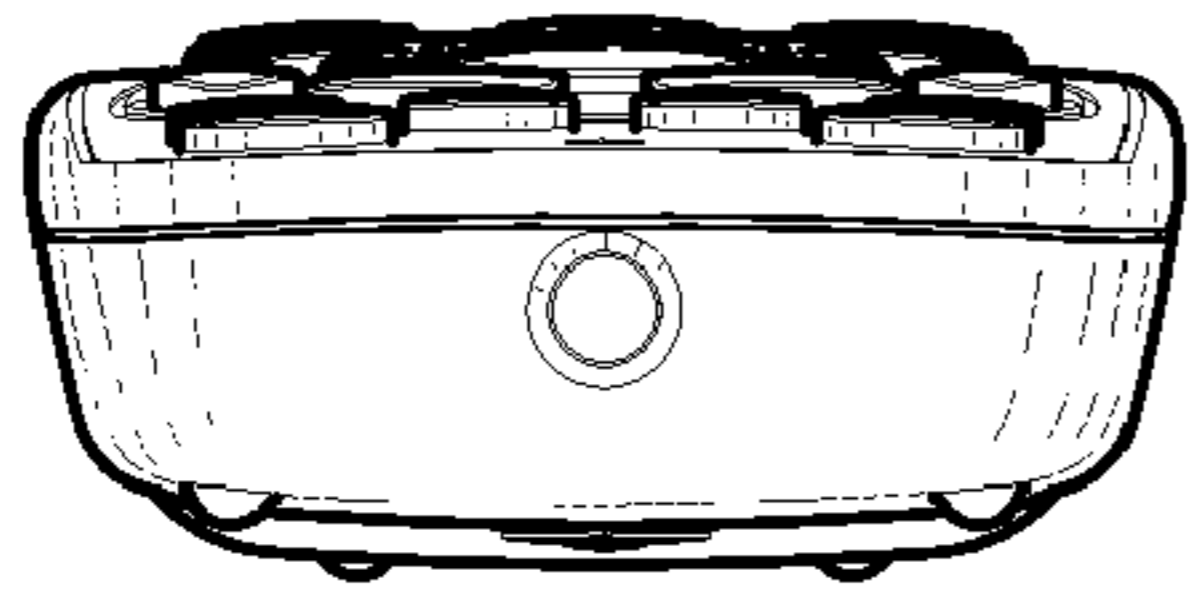


FIG. 2

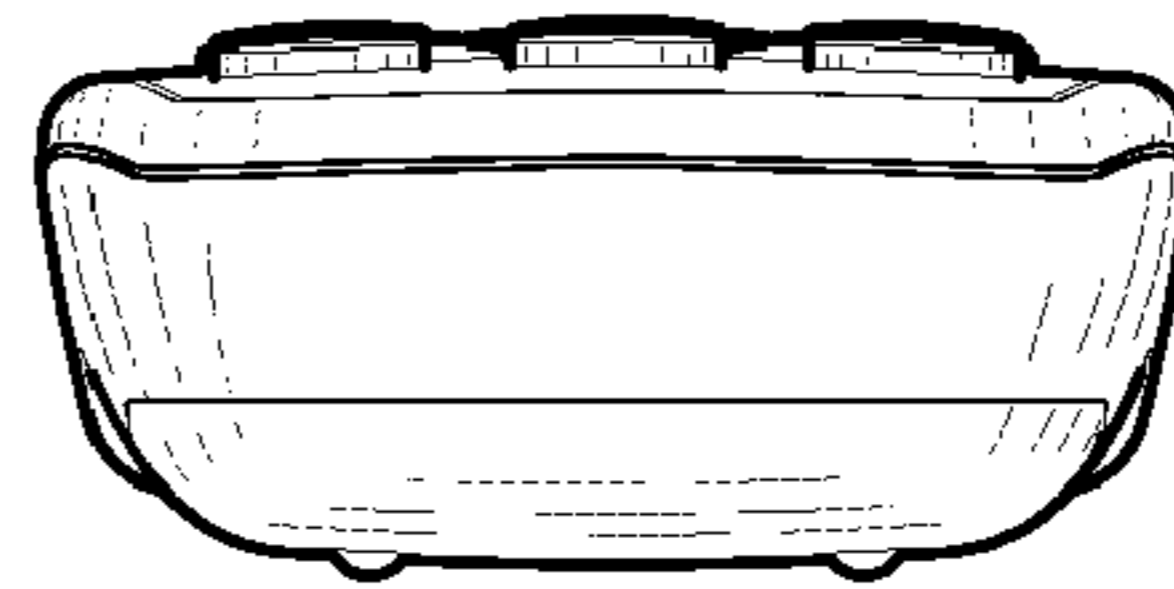


FIG. 3

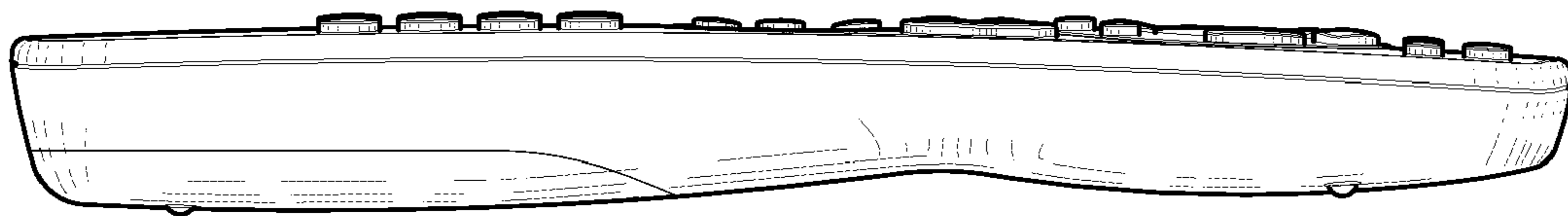


FIG. 4

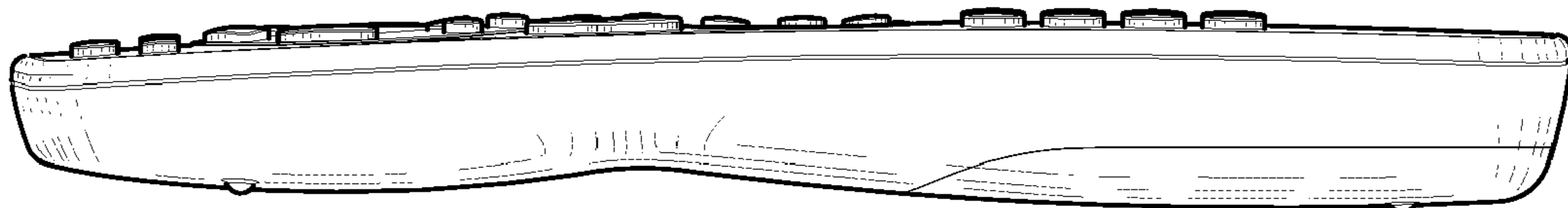


FIG. 5

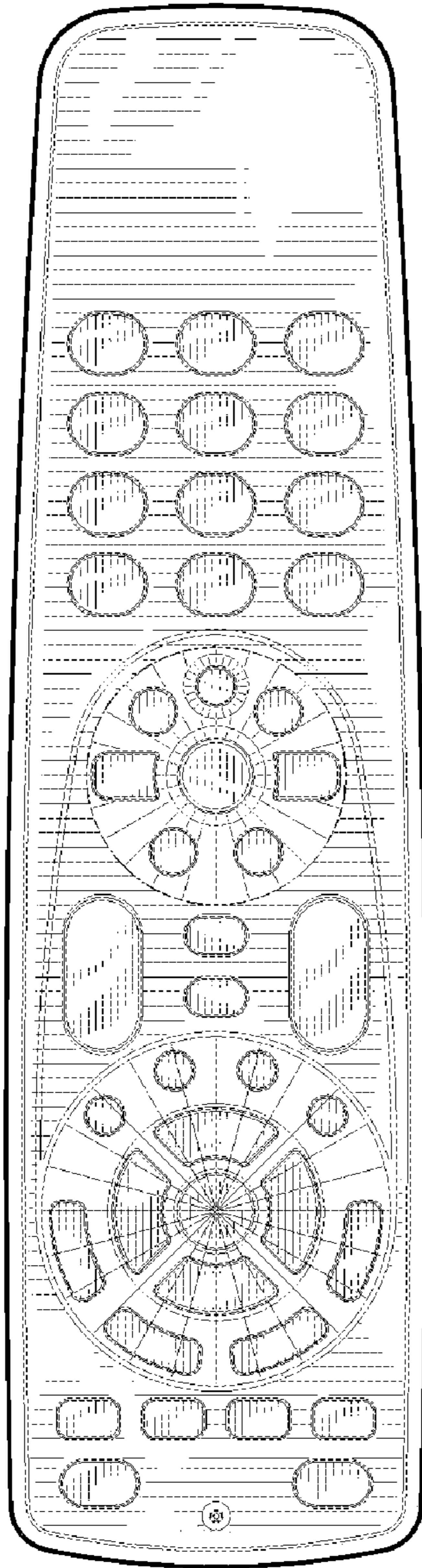


FIG. 6




FIG. 7