



US00D632266S

(12) **United States Design Patent**
Huang et al.

(10) **Patent No.:** **US D632,266 S**
(45) **Date of Patent:** **** Feb. 8, 2011**

(54) **HEAT DISSIPATING MODULE**

(75) Inventors: **Yu-Hung Huang**, Taoyuan Hsien (TW);
Kun-Yu Kuo, Taoyuan Hsien (TW);
Chun-Yang Hung, Taoyuan Hsien (TW)

(73) Assignee: **Delta Electronics, Inc.**, Taoyuan Hsien (TW)

(**) Term: **14 Years**

(21) Appl. No.: **29/343,811**

(22) Filed: **Sep. 18, 2009**

(51) **LOC (9) Cl.** **13-03**

(52) **U.S. Cl.** **D13/179**

(58) **Field of Classification Search** D13/179;
165/80.3, 104.33, 151, 122, 185; 257/706,
257/707, 718-722; 361/687, 695, 697, 700,
361/702, 704, 709, 710, 711, 719

See application file for complete search history.

(56) **References Cited**

U.S. PATENT DOCUMENTS

6,151,214 A * 11/2000 Yeh 361/695
D483,019 S * 12/2003 Cook et al. D13/179
7,277,280 B2 * 10/2007 Peng 361/695
7,382,618 B2 * 6/2008 Peng et al. 361/715
7,492,588 B2 * 2/2009 Hwang et al. 361/694

D597,497 S * 8/2009 Chen et al. D13/179
2007/0251677 A1 * 11/2007 Hwang et al. 165/122
2008/0011454 A1 * 1/2008 Hwang et al. 165/80.3
2009/0135563 A1 * 5/2009 Sakata 361/697
2009/0147476 A1 * 6/2009 Han 361/697
2009/0168352 A1 * 7/2009 Lan 361/697
2009/0321058 A1 * 12/2009 Uchimura et al. 165/121

* cited by examiner

Primary Examiner—Selina Sikder

(74) *Attorney, Agent, or Firm*—Muncy, Geissler, Olds & Lowe, PLLC

(57) **CLAIM**

The ornamental design for a heat dissipating module, as shown and described herein.

DESCRIPTION

FIG. 1 is a top, front perspective view from the front and left side of a heat dissipating module showing our new design:

FIG. 2 is a front elevational view thereof;

FIG. 3 is a rear elevational view thereof;

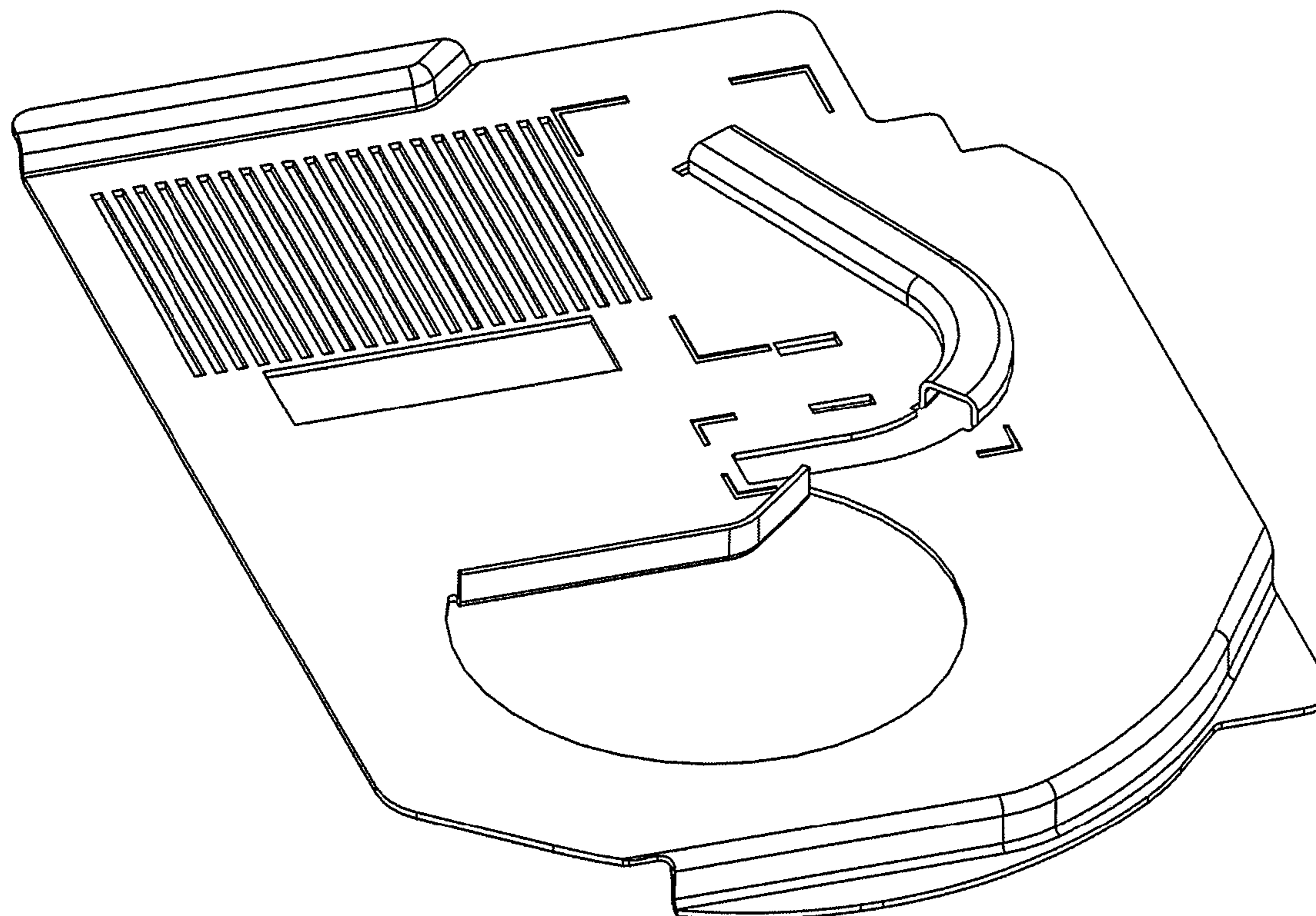
FIG. 4 is a right side elevational view thereof;

FIG. 5 is a left side elevational view thereof;

FIG. 6 is a top plane view thereof; and,

FIG. 7 is a bottom plane view thereof.

1 Claim, 7 Drawing Sheets



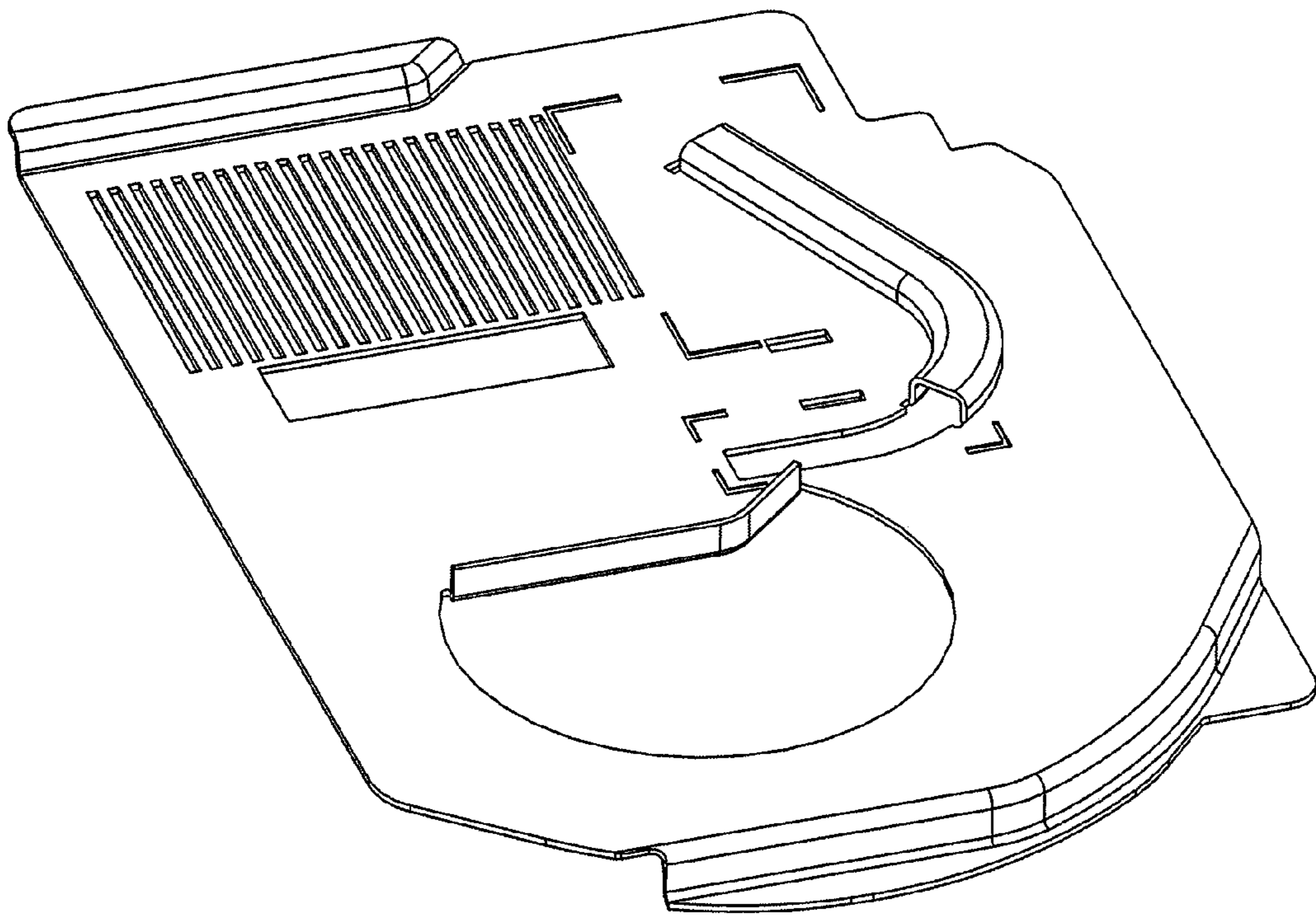


FIG. 1




FIG. 2

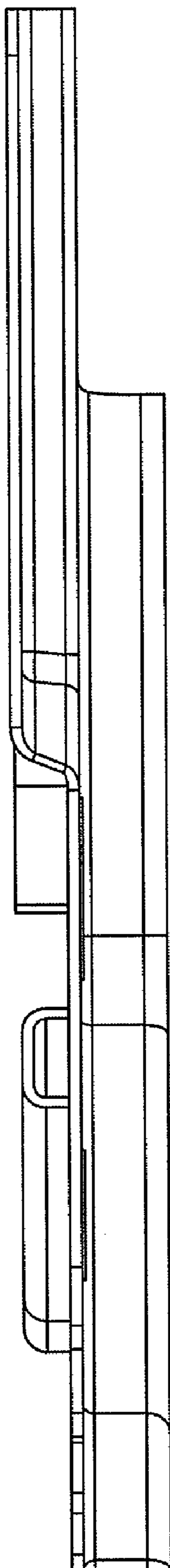


FIG. 3

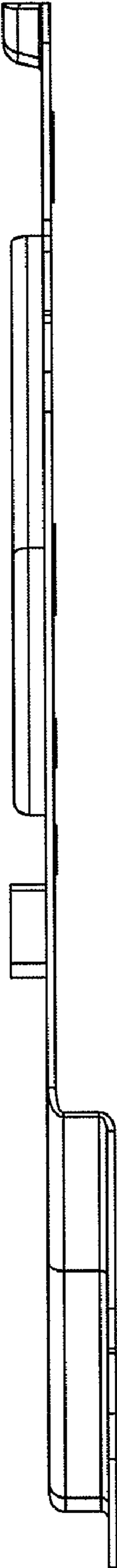


FIG. 4

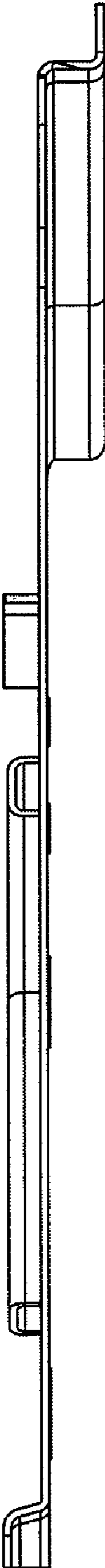


FIG. 5

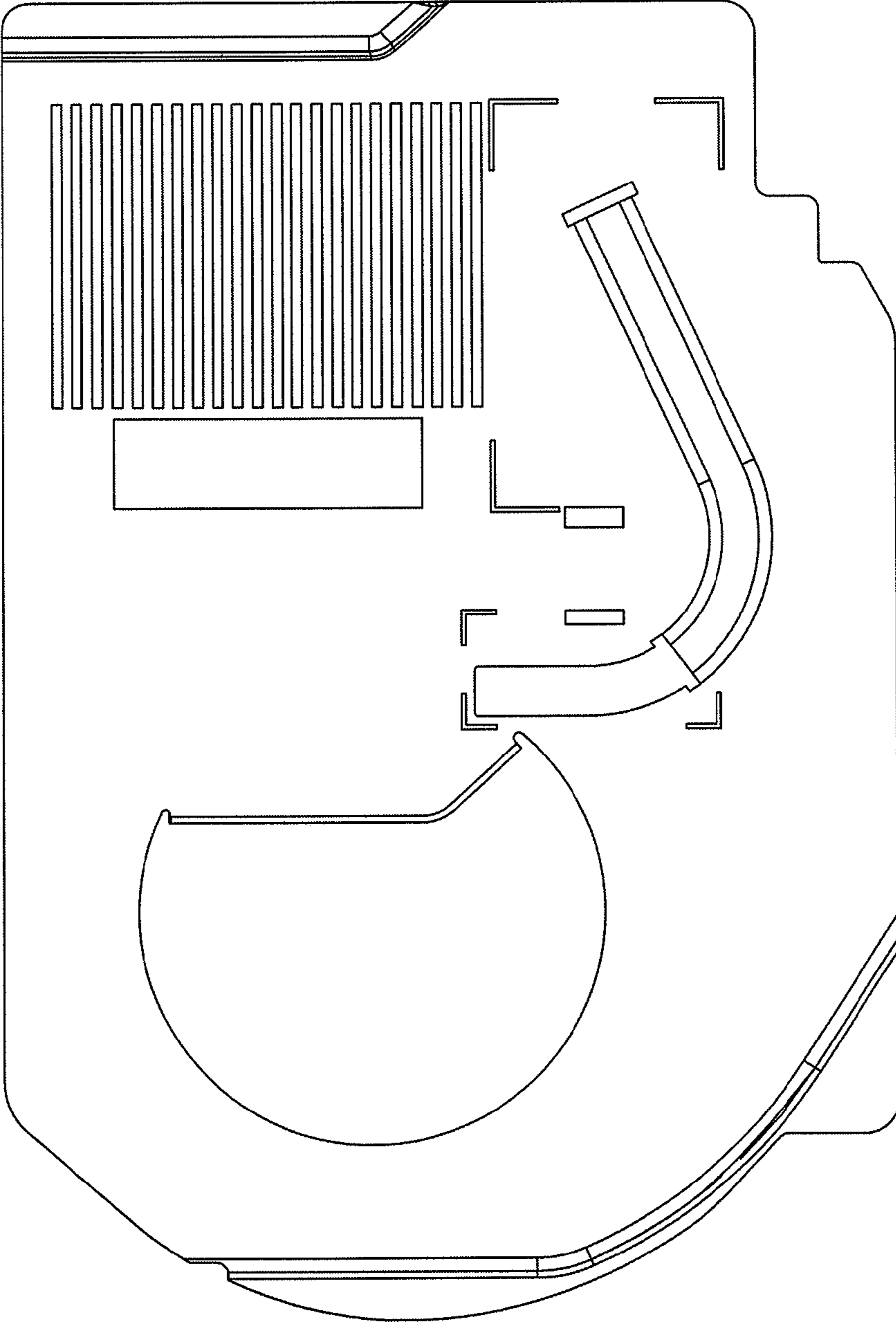


FIG. 6

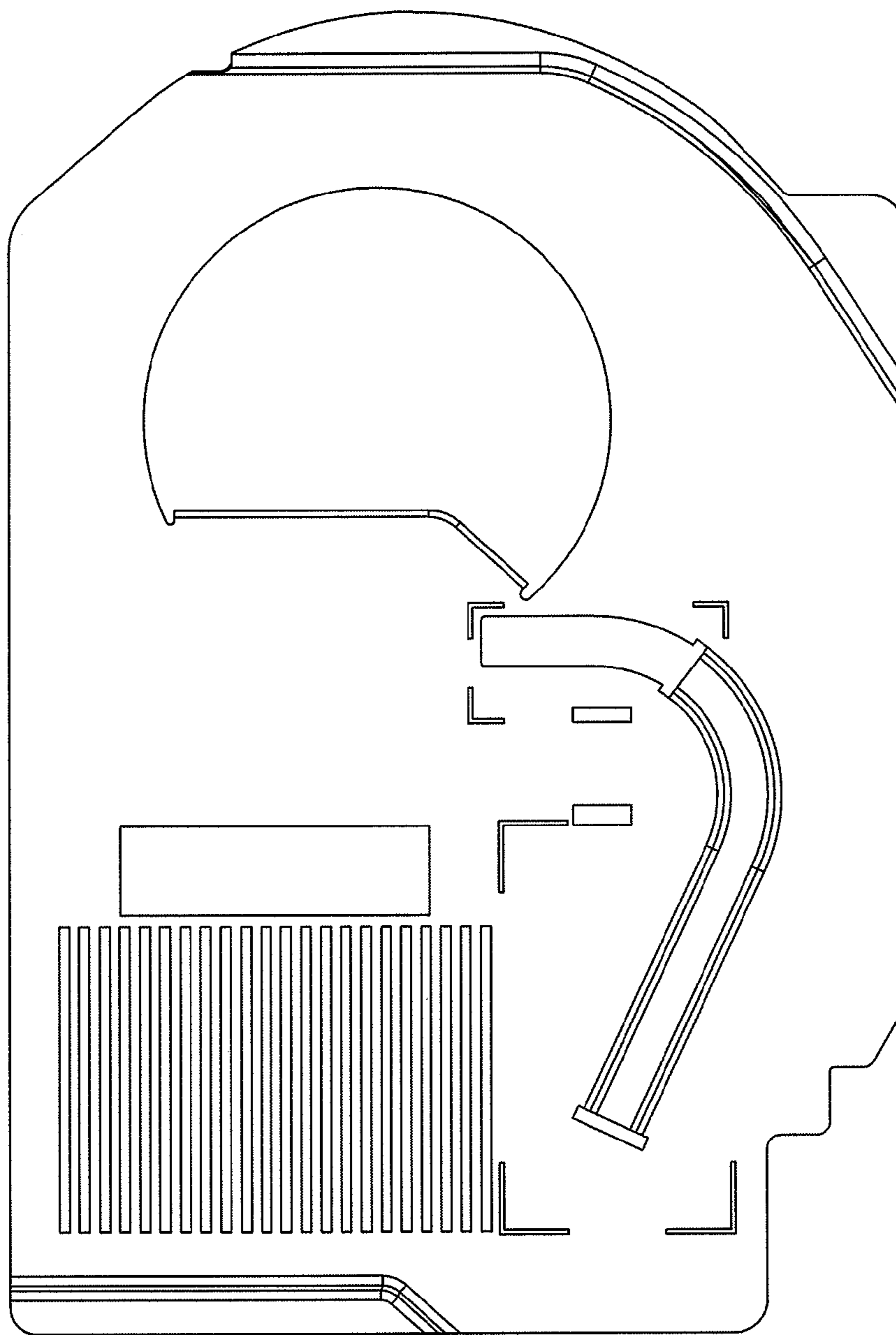


FIG. 7