



US00D632247S

(12) **United States Design Patent**
Stancel et al.

(10) **Patent No.:** **US D632,247 S**

(45) **Date of Patent:** **** Feb. 8, 2011**

(54) **SOLAR CELL**

(75) Inventors: **Robert Stancel**, Los Altos Hills, CA
(US); **Darren Lochun**, Mountain View,
CA (US)

(73) Assignee: **Nanosolar, Inc.**, San Jose, CA (US)

(**) Term: **14 Years**

(21) Appl. No.: **29/356,581**

(22) Filed: **Feb. 26, 2010**

(51) **LOC (9) Cl.** **13-02**

(52) **U.S. Cl.** **D13/102**

(58) **Field of Classification Search** D13/102,
D13/101, 133, 184, 199; D5/53, 59, 60,
D5/61; D25/151, 156, 157, 158; 126/561,
126/566, 569; 136/243–247, 251, 252, 254,
136/256

See application file for complete search history.

(56) **References Cited**

U.S. PATENT DOCUMENTS

D189,807 S *	2/1961	Kearny et al.	D5/59
D253,885 S *	1/1980	Spittlehouse	D13/102
D258,232 S *	2/1981	Weis	D13/102
D263,393 S *	3/1982	Lindmayer	D13/102
4,487,989 A *	12/1984	Wakefield et al.	136/256
D303,244 S *	9/1989	Hanak	D13/102
D442,139 S *	5/2001	Sasaoka	D13/102
6,359,209 B1 *	3/2002	Glenn et al.	136/256
D469,058 S *	1/2003	Shugar	D13/102
D528,973 S *	9/2006	Suzuki	D13/102

7,202,410 B2 *	4/2007	Umemoto et al.	136/251
D543,501 S *	5/2007	Yamashita et al.	D13/102
D555,083 S *	11/2007	Sharma et al.	D13/102
D568,238 S *	5/2008	Sharma et al.	D13/102
D573,943 S *	7/2008	Ono et al.	D13/102

* cited by examiner

Primary Examiner—Prabhakar Deshmukh

Assistant Examiner—Derrick Holland


(57) **CLAIM**

The ornamental design for a solar cell, as shown and described.

DESCRIPTION

FIG. 1 is a top plan view of a solar cell;
 FIG. 2 is a bottom plan view thereof;
 FIG. 3 is a front view thereof;
 FIG. 4 is a rear view thereof;
 FIG. 5 is a left side view thereof;
 FIG. 6 is a right side view thereof;
 FIG. 7 is a top plan view of an alternative embodiment of a solar cell;
 FIG. 8 is a bottom plan view thereof;
 FIG. 9 is a front view thereof;
 FIG. 10 is a rear view thereof;
 FIG. 11 is a left side view thereof; and,
 FIG. 12 is a right side view thereof.

1 Claim, 6 Drawing Sheets






FIG. 1



FIG. 2




FIG. 3



FIG. 4



FIG. 5



FIG. 6




FIG. 7




FIG. 8



FIG. 9




FIG. 10



FIG. 11



FIG. 12