



US00D632238S

(12) **United States Design Patent**  
**Tezak et al.**

(10) **Patent No.:** **US D632,238 S**  
(45) **Date of Patent:** **\*\* Feb. 8, 2011**

(54) **ROTATABLE ARM**

(75) Inventors: **Robert J. Tezak**, Carol Stream, IL (US);  
**James E. Brown**, Naperville, IL (US);  
**Nicholas J. Scholtes**, Shorewood, IL (US)

(73) Assignee: **Control Solutions LLC**, Aurora, IL (US)

(\*\*) Term: **14 Years**

(21) Appl. No.: **29/351,646**

(22) Filed: **Dec. 9, 2009**

(51) **LOC (9) Cl.** ..... **12-16**

(52) **U.S. Cl.** ..... **D12/195**

(58) **Field of Classification Search** ..... D12/195,  
D12/400, 401, 404, 406, 412, 414, 222, 223,  
D12/86, 93, 101; 224/923, 924; 211/100,  
211/124, 2, 4, 85.7; D6/552

See application file for complete search history.

(56) **References Cited**

**U.S. PATENT DOCUMENTS**

356,730 A \* 1/1887 Lee ..... 228/38  
D255,773 S \* 7/1980 Raske ..... D8/349  
D296,650 S \* 7/1988 Marx ..... D8/14  
D376,751 S \* 12/1996 Hanson et al. .... D8/354

D383,952 S \* 9/1997 Williams ..... D8/31  
D472,189 S \* 3/2003 McCoy et al. .... D12/162  
D493,134 S \* 7/2004 McCoy et al. .... D12/223  
D561,544 S \* 2/2008 Hume ..... D8/14  
D615,470 S \* 5/2010 Wiora et al. .... D12/195

\* cited by examiner

*Primary Examiner*—Caron Veynar

*Assistant Examiner*—Katrina A Kile

(74) *Attorney, Agent, or Firm*—The Eclipse Group LLP

(57) **CLAIM**

We claim the ornamental design for a rotatable arm, as shown and described.

**DESCRIPTION**

FIG. 1 is a perspective view of the rotatable arm;

FIG. 2 is a top view thereof;

FIG. 3 is a left side view thereof;

FIG. 4 is a front view thereof;

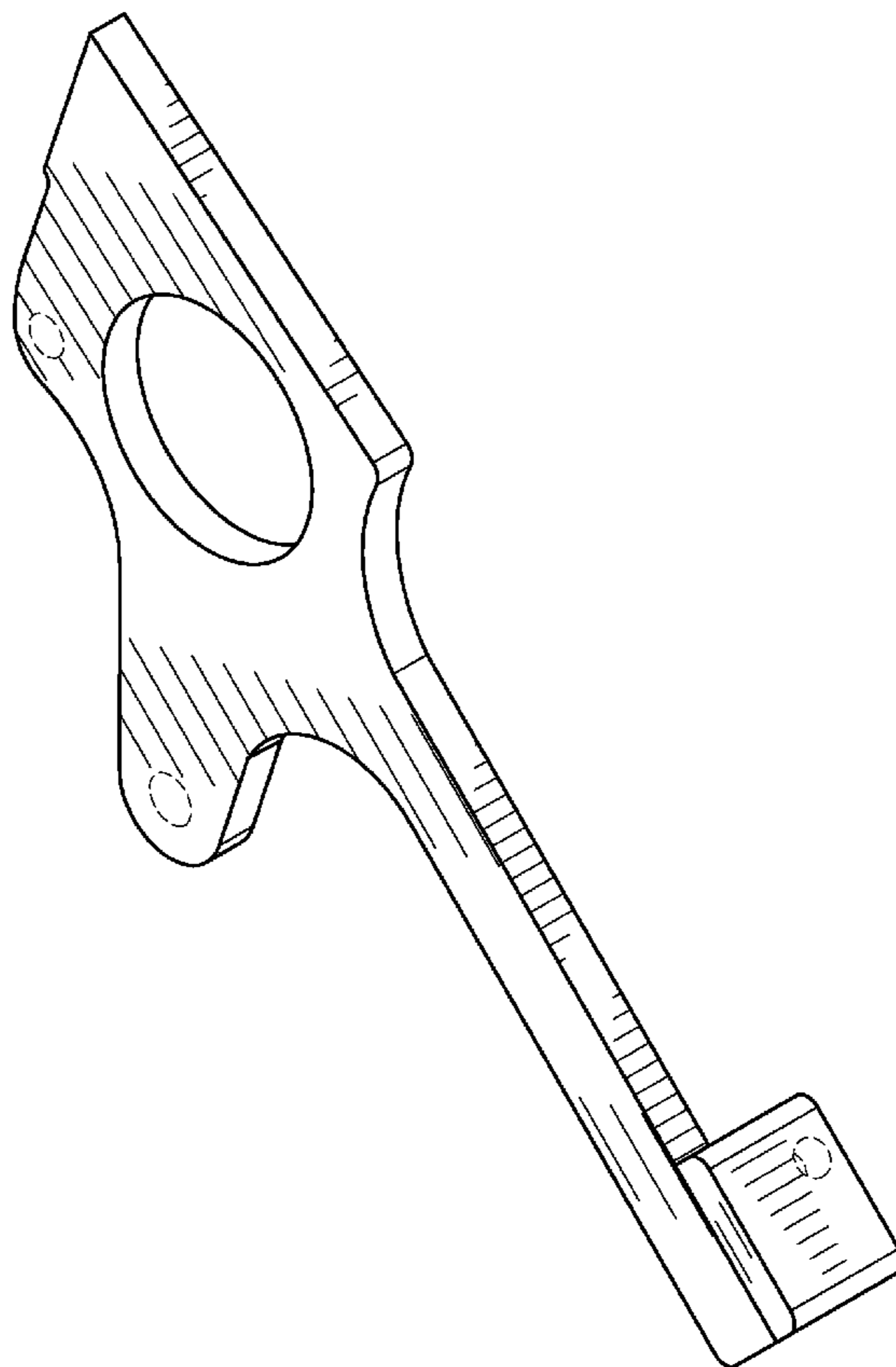
FIG. 5 is a right side view thereof;

FIG. 6 is a rear view thereof; and,

FIG. 7 is a bottom view thereof.

The dashed lines in various figures are for illustrative purposes only and form no part of the claimed design.

**1 Claim, 3 Drawing Sheets**



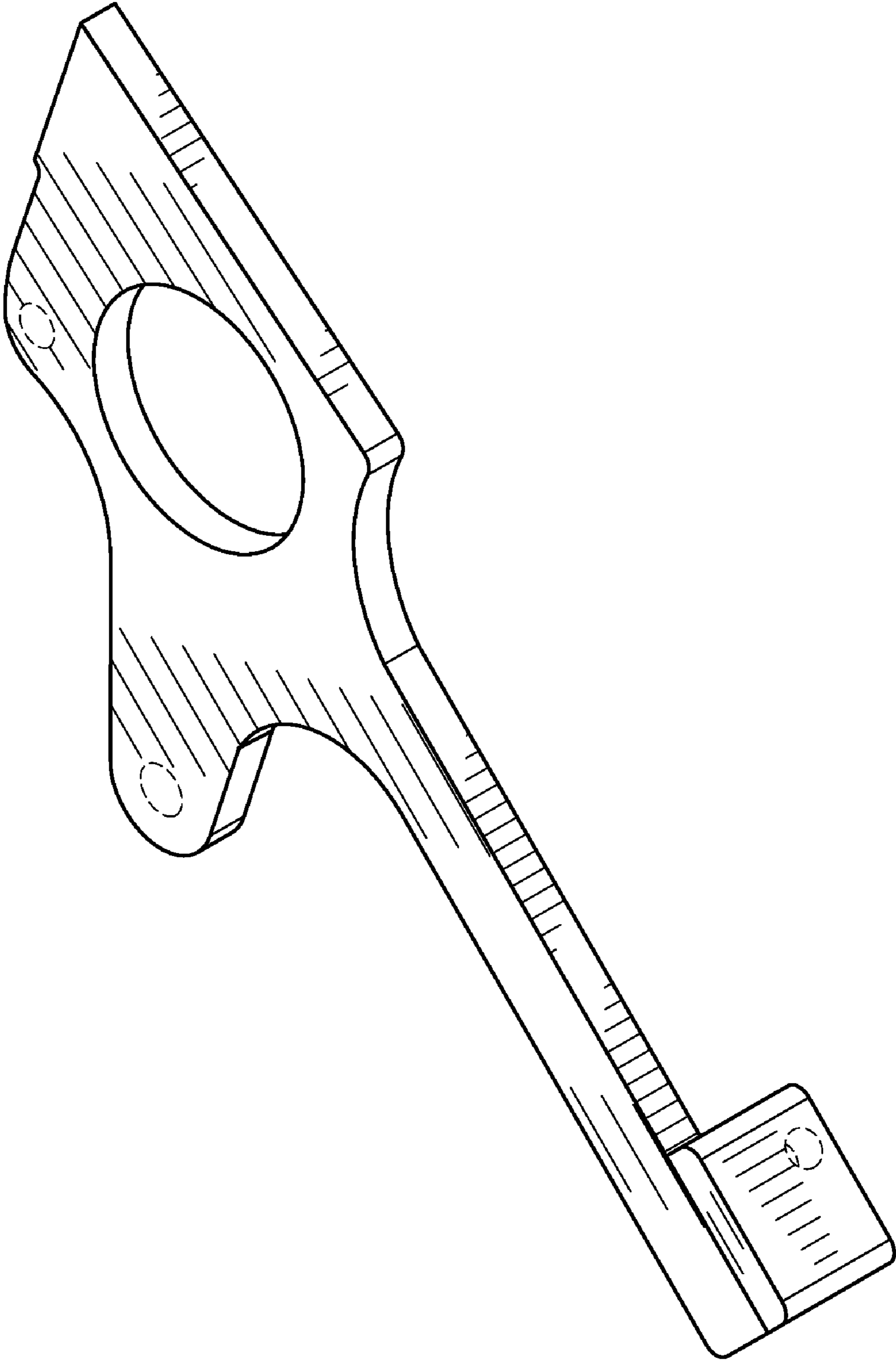


FIG. 1

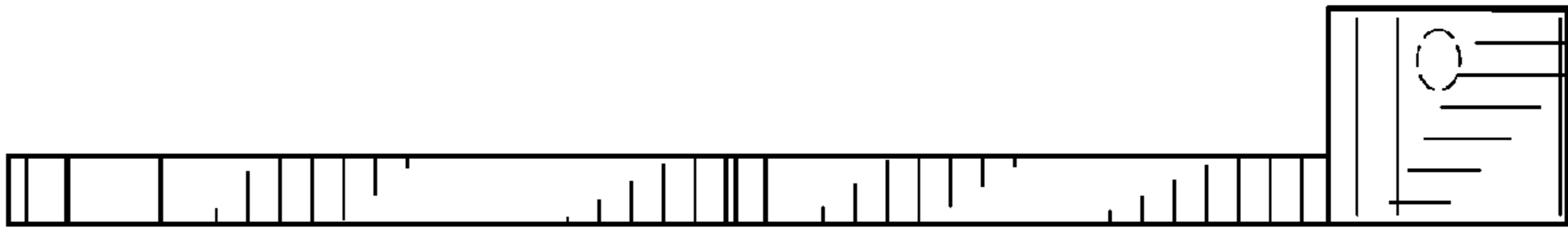


FIG. 2

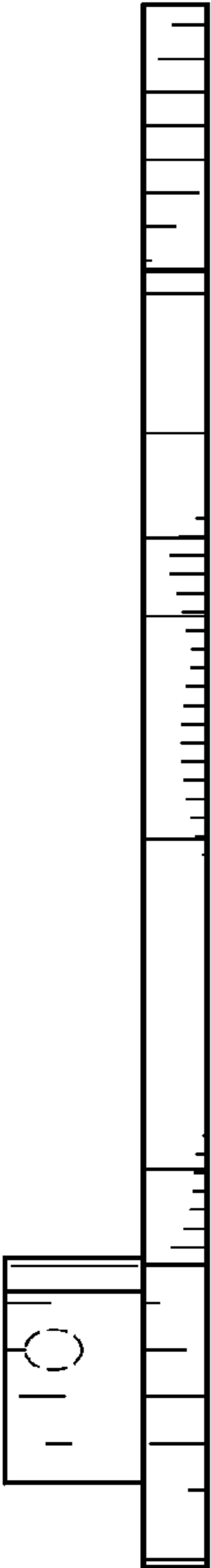


FIG. 3

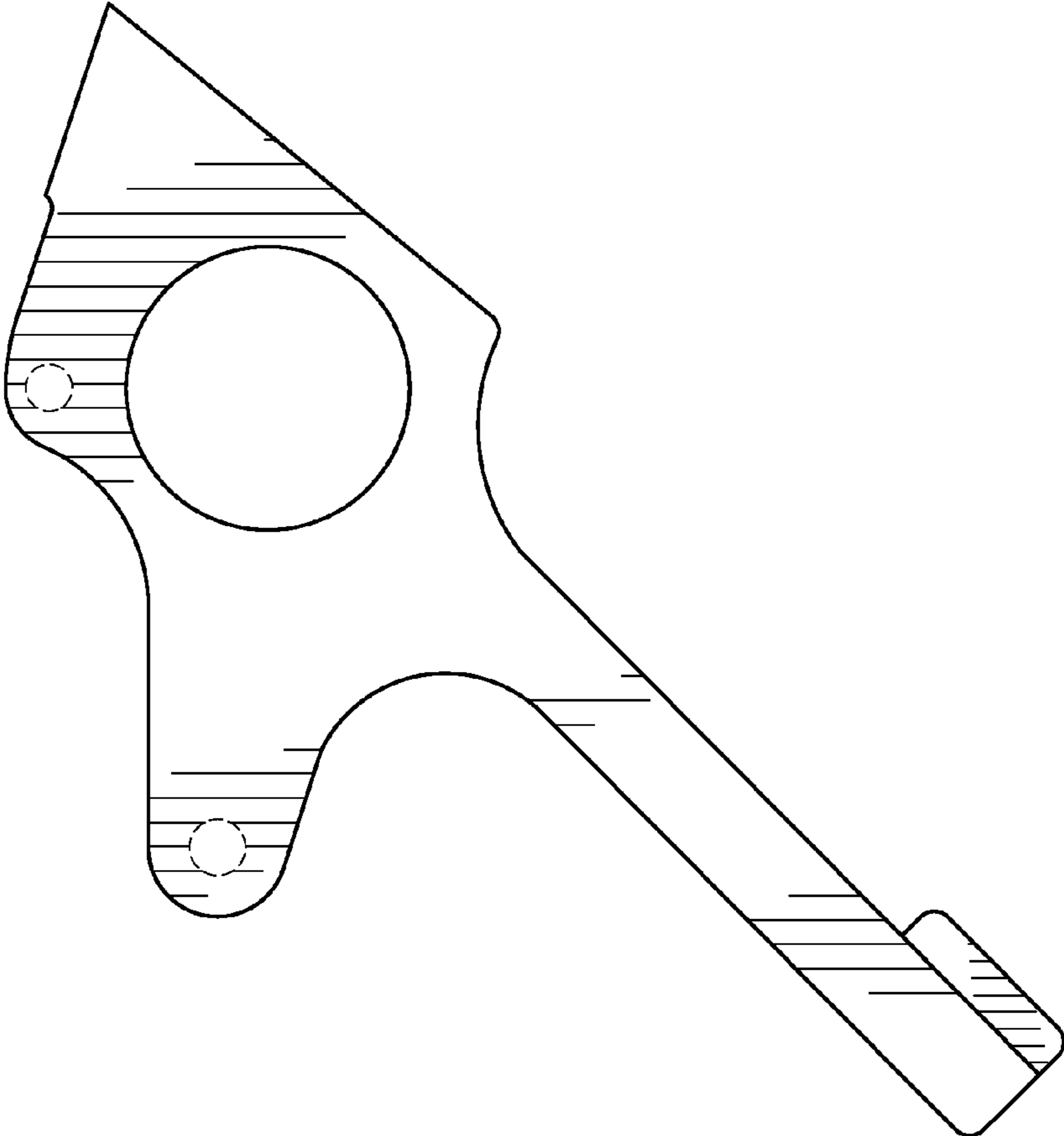


FIG. 4

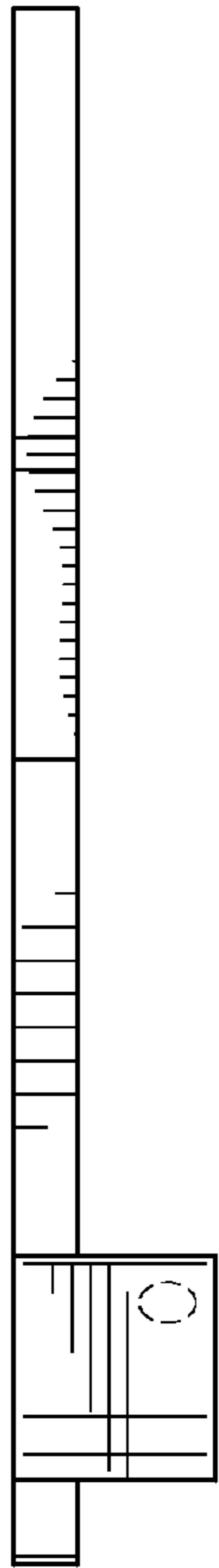


FIG. 5

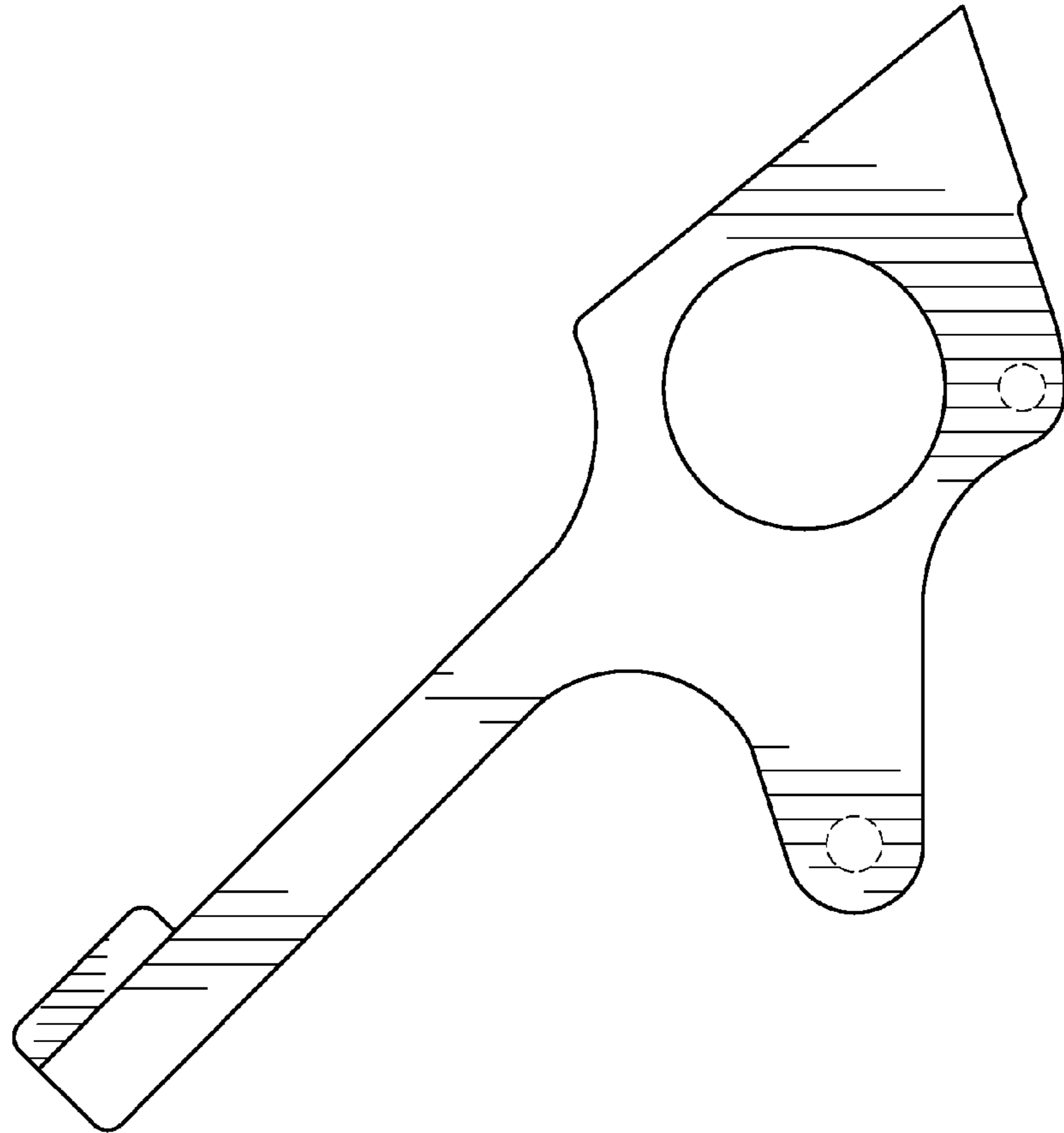


FIG. 6



FIG. 7