



US00D632197S

(12) **United States Design Patent**
Macey

(10) **Patent No.:** **US D632,197 S**

(45) **Date of Patent:** **** Feb. 8, 2011**

(54) **RISER FOR MARKING AND DETECTING A
LARGE UNDERGROUND UTILITY**

2009/0039328 A1* 2/2009 Davidson 256/66
2010/0077954 A1* 4/2010 Eigel 116/209

(75) Inventor: **Martin W. Macey**, Draper, UT (US)

* cited by examiner

(73) Assignee: **Infinity Times Infinity, LLC**, Holladay,
UT (US)

Primary Examiner—Caron Veynar

Assistant Examiner—George D Kirschbaum

(74) *Attorney, Agent, or Firm*—Kirton & McConkie; Evan R.
Witt

(**) Term: **14 Years**

(21) Appl. No.: **29/342,682**

(57) **CLAIM**

(22) Filed: **Aug. 28, 2009**

The ornamental design for a riser for marking and detecting a large underground utility, as shown and described.

(51) **LOC (9) Cl.** **10-05**

(52) **U.S. Cl.** **D10/109**

(58) **Field of Classification Search** D10/109;
116/211, 209, 234, 63 R, 63 P, 63 C, 63 T;
404/9–16; D25/132

DESCRIPTION

See application file for complete search history.

FIG. 1 is a top, side and front perspective view of the riser for marking and detecting a large underground utility. The broken line illustration of a compartment is not part of the design.

FIG. 2 is a top view thereof.

FIG. 3 is a front view thereof.

FIG. 4 is a left side view thereof, the right side view being a mirror image thereof.

(56) **References Cited**

U.S. PATENT DOCUMENTS

| | | | | | |
|--------------|------|---------|-----------------|-------|----------|
| 3,091,997 | A * | 6/1963 | Byrd | | 404/10 |
| 3,913,518 | A * | 10/1975 | Kaplan | | 116/63 C |
| 4,779,955 | A * | 10/1988 | Schmanski | | 359/552 |
| D387,438 | S * | 12/1997 | Mudryk et al. | | D25/132 |
| 5,879,103 | A * | 3/1999 | Baillie | | 404/9 |
| 6,095,081 | A * | 8/2000 | Gochenour | | 116/209 |
| 6,182,600 | B1 * | 2/2001 | Brown et al. | | 116/63 C |
| D445,054 | S * | 7/2001 | Despino et al. | | D10/113 |
| 6,286,450 | B1 * | 9/2001 | Murrin et al. | | 116/209 |
| 6,321,679 | B1 * | 11/2001 | Murrin et al. | | 116/209 |
| D456,294 | S * | 4/2002 | McDonald et al. | | D10/109 |
| 6,823,814 | B2 * | 11/2004 | Bukky | | 116/209 |
| 2005/0036833 | A1 * | 2/2005 | Hotchkin | | 404/10 |

FIG. 5 is a bottom view thereof.

FIG. 6 is another top, side and front perspective view of the riser for marking and detecting a large underground utility as it might be used in combination with an underground utility, a belt and a beaded cable. The broken line illustrations of the underground utility, the belt, the beaded cable and the compartment are not part of the design; and,

FIG. 7 is a top, side, and front perspective view of a second embodiment of my design thereof.

1 Claim, 7 Drawing Sheets

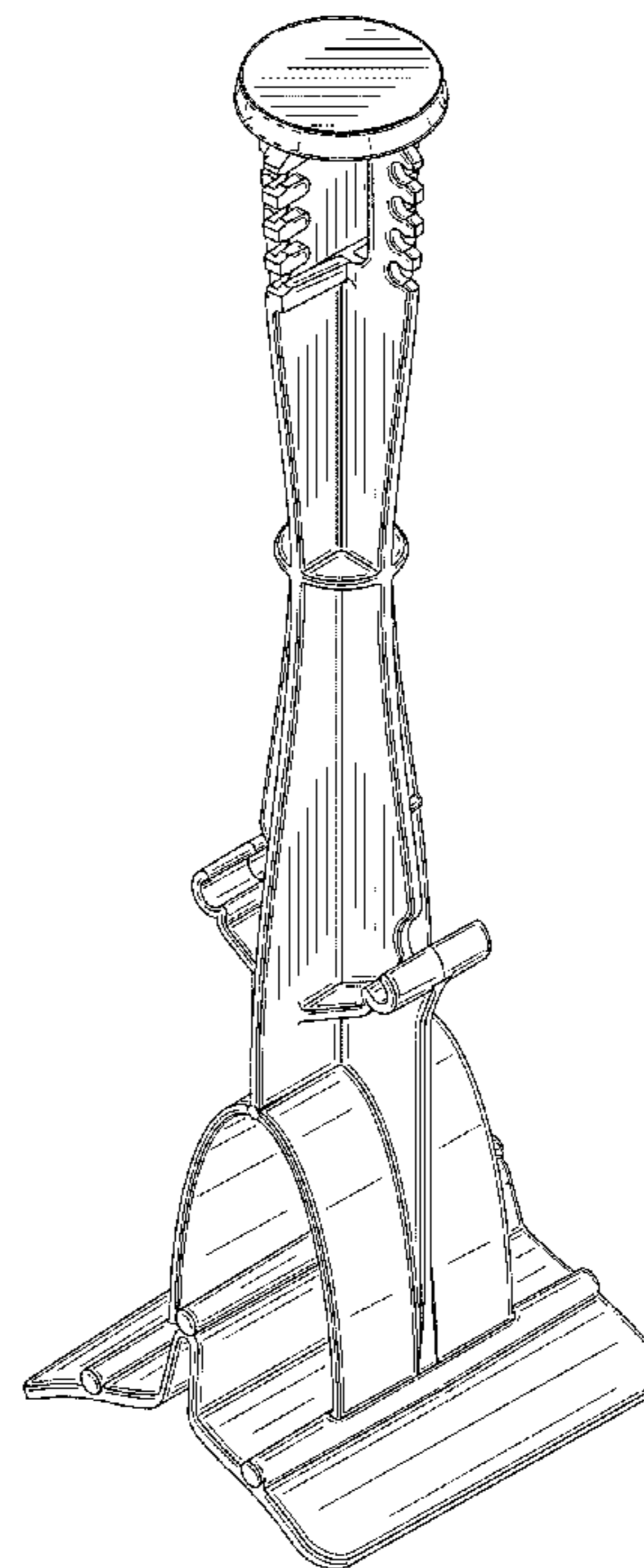
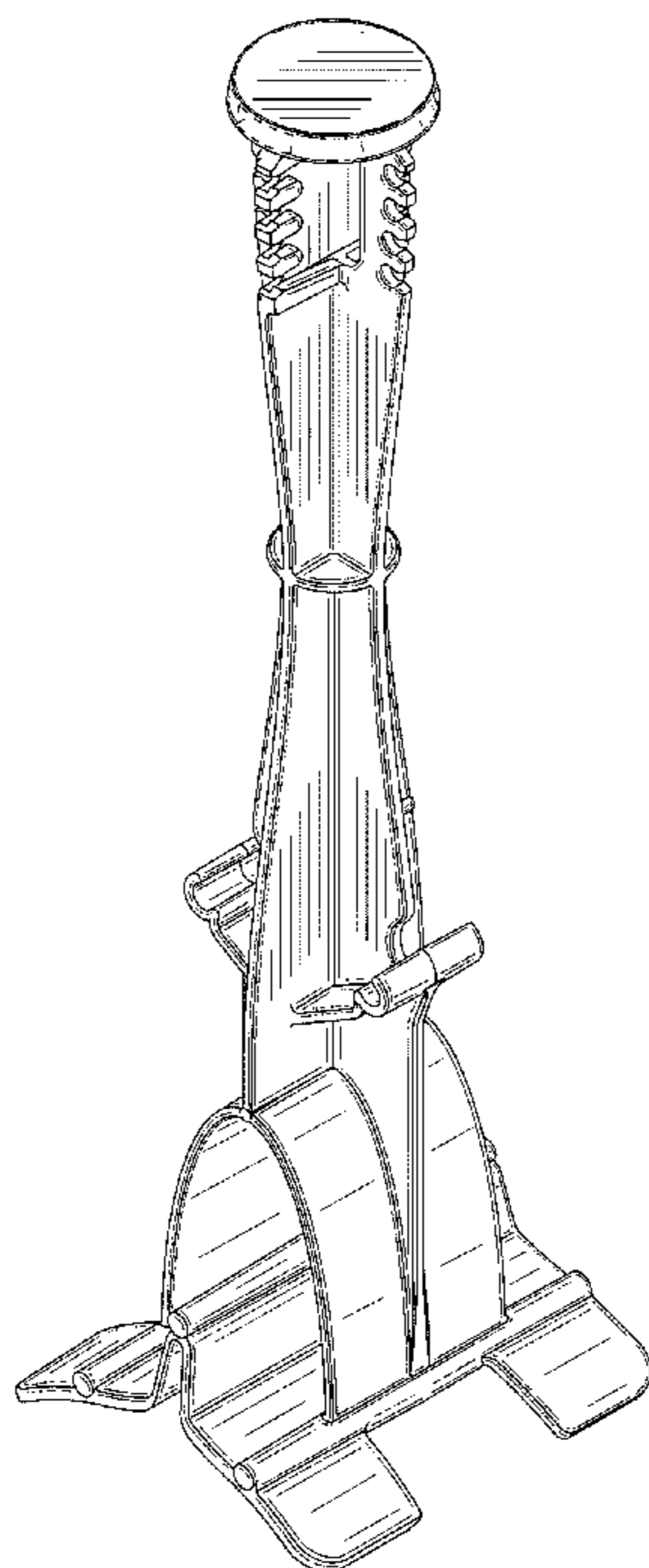


FIG. 1

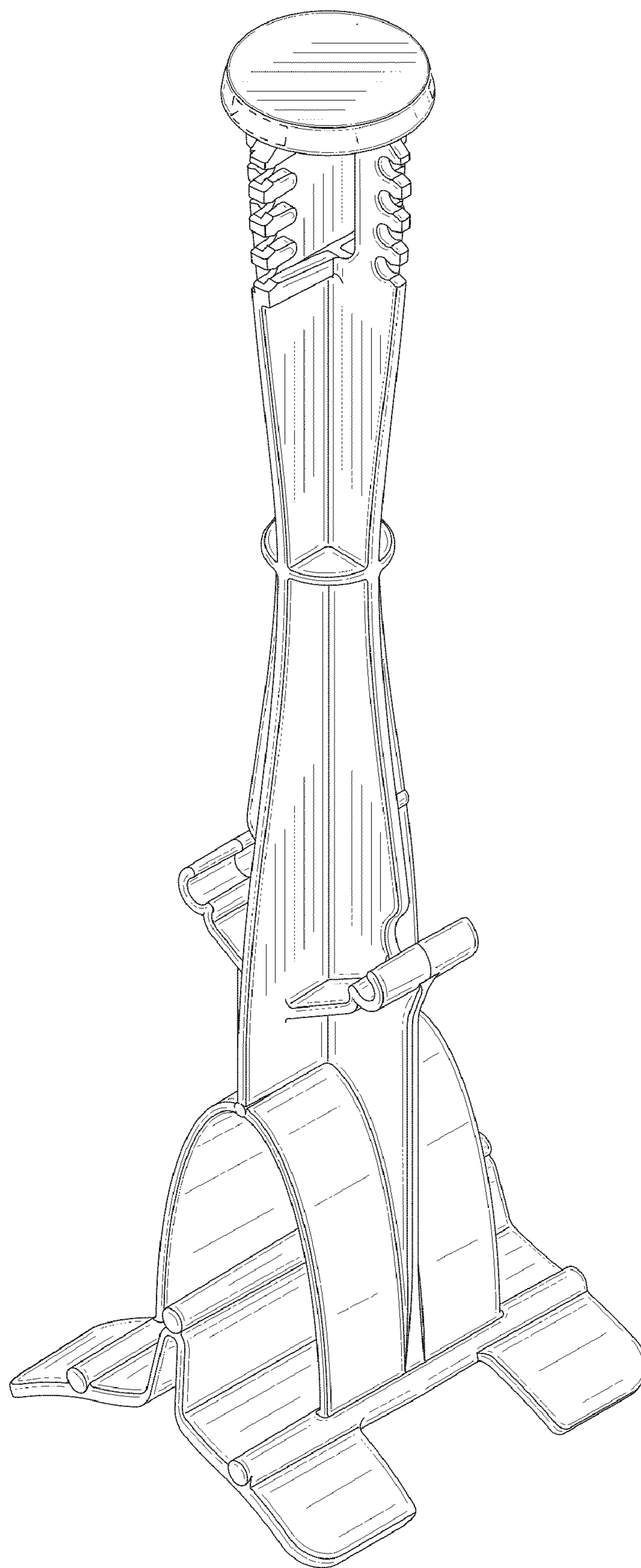


FIG. 2




FIG. 3

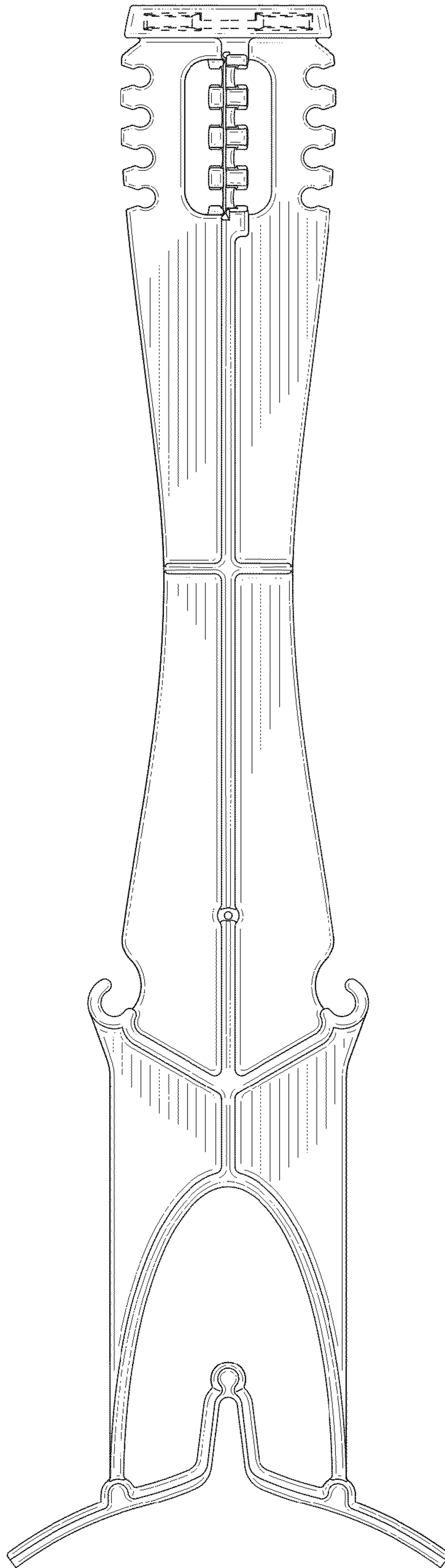


FIG. 4

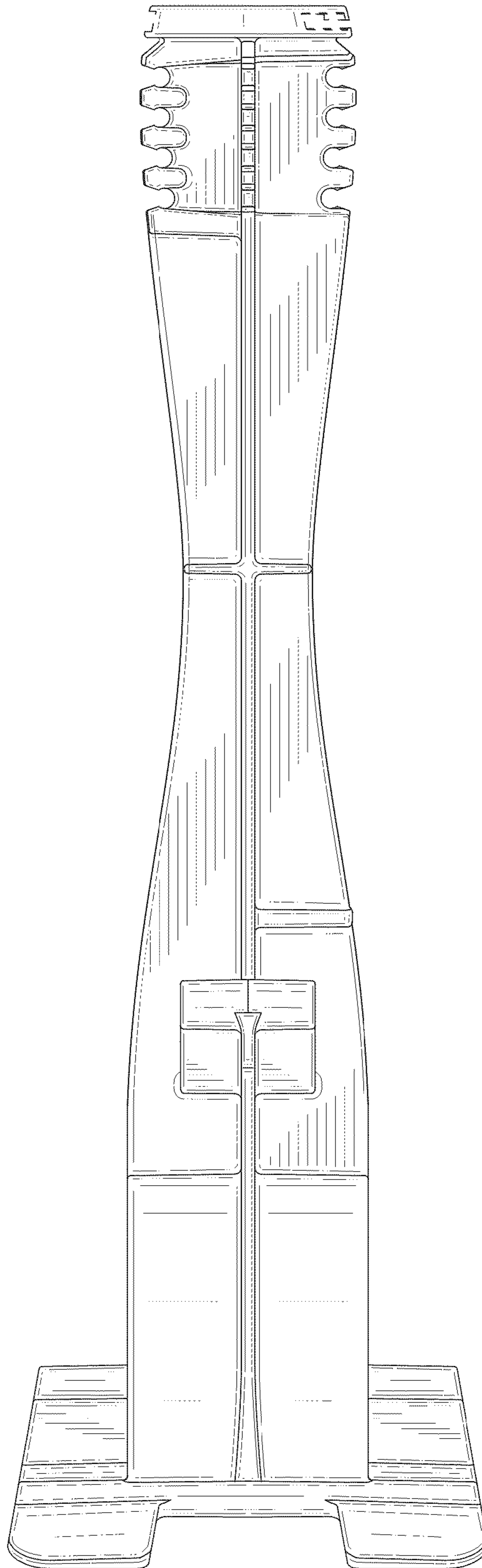
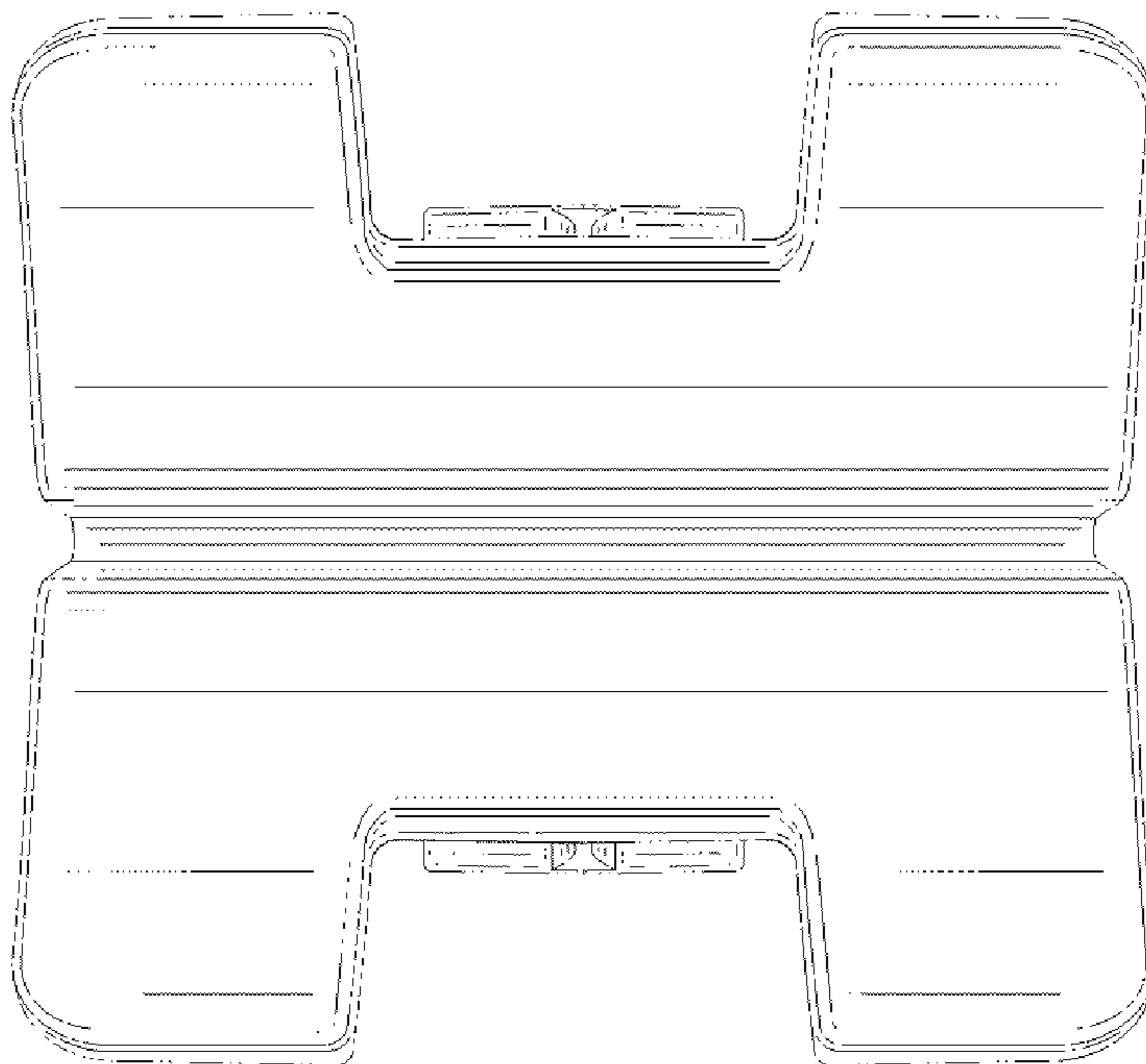


FIG. 5



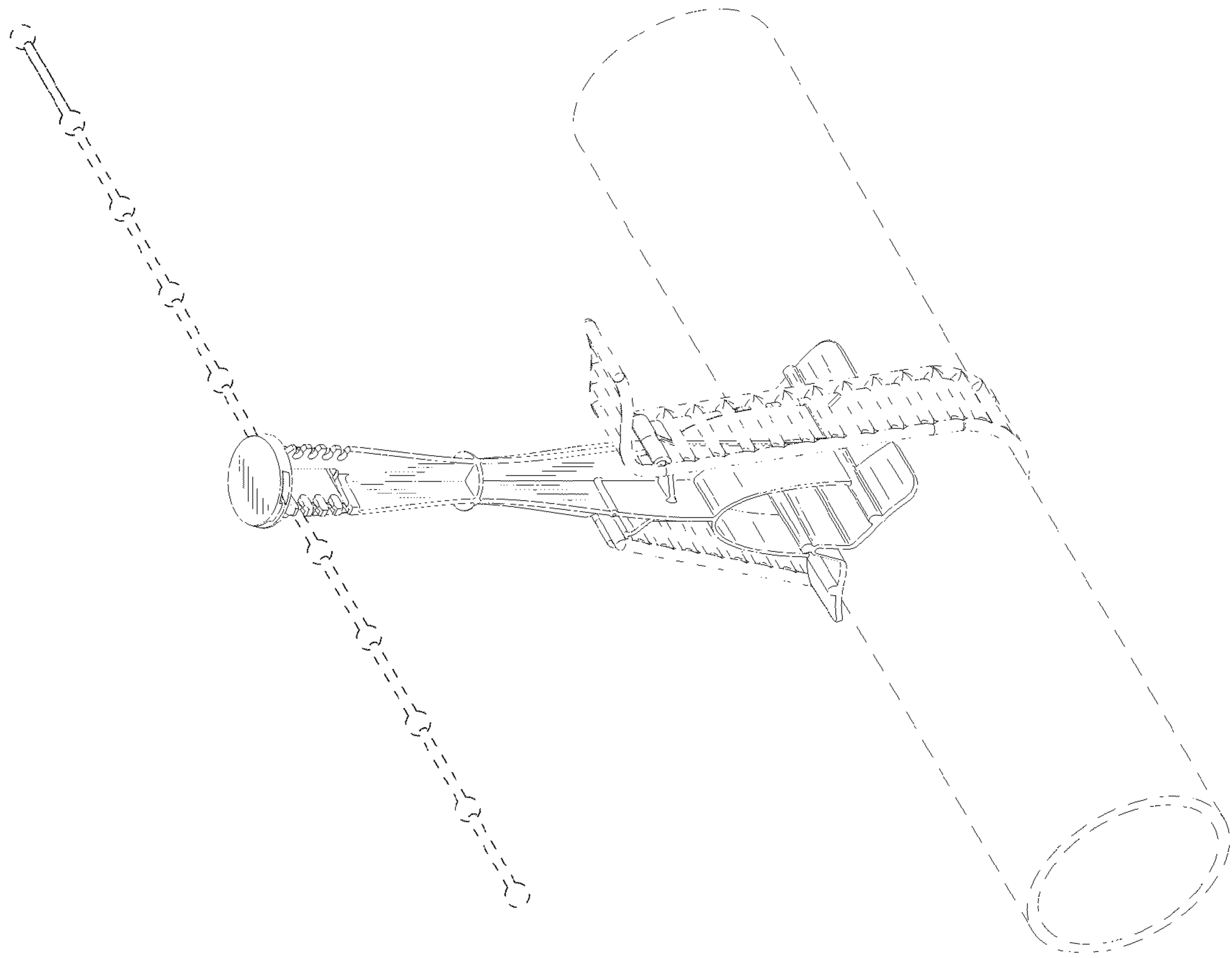


FIG. 6

FIG. 7

