



US00D632194S

(12) **United States Design Patent**  
**Meholovitch**

(10) **Patent No.:** **US D632,194 S**

(45) **Date of Patent:** **\*\* Feb. 8, 2011**

(54) **MEASURING TAPE**

(75) Inventor: **David Meholovitch**, Glendora, CA (US)

(73) Assignee: **Thorsen Tools, Inc.**, Ontario, CA (US)

(\*\*) Term: **14 Years**

(21) Appl. No.: **29/346,964**

(22) Filed: **Nov. 9, 2009**

(51) **LOC (9) Cl.** ..... **10-04**

(52) **U.S. Cl.** ..... **D10/71; D10/74**

(58) **Field of Classification Search** ..... D10/71,  
D10/74; 33/484-495

See application file for complete search history.

(56) **References Cited**

U.S. PATENT DOCUMENTS

- 4,247,986 A \* 2/1981 Burroughs ..... D10/71
- 4,484,395 A \* 11/1984 Samuels ..... 33/494
- D318,435 S \* 7/1991 Cutler ..... D10/71
- D393,221 S 4/1998 McConahay
- D439,531 S 3/2001 Davis et al.

- D469,704 S \* 2/2003 Williams et al. .... D10/74
- D486,746 S 2/2004 Tarver, III
- D510,041 S \* 9/2005 Mitchell ..... D10/71

\* cited by examiner

*Primary Examiner*—Antoine D Davis

(74) *Attorney, Agent, or Firm*—Patterson & Sheridan, LLP

(57) **CLAIM**

The ornamental design for a measuring tape, as shown and described.

**DESCRIPTION**

FIG. 1 is a top view of a measuring tape showing my new design;

FIG. 2 is a front view thereof;

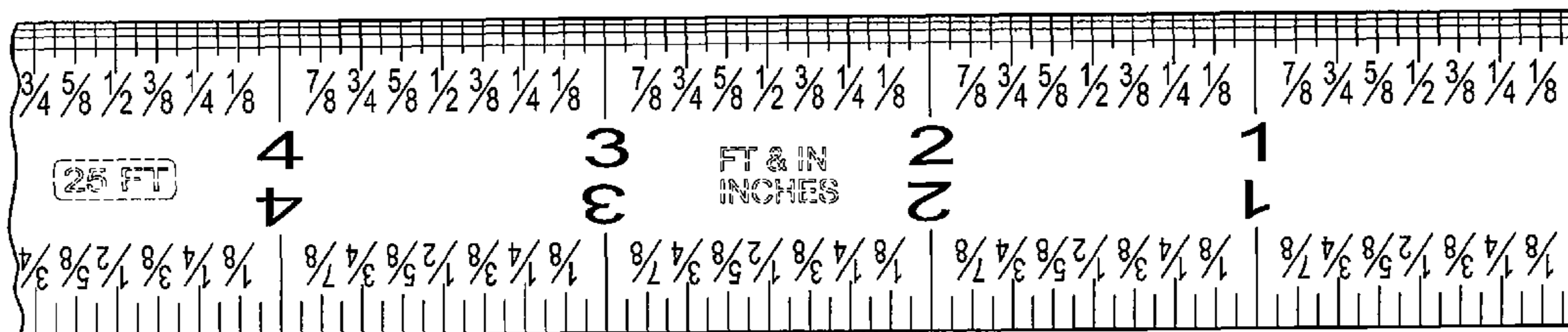
FIG. 3 is a rear view thereof;

FIG. 4 is a right side view thereof; and,

FIG. 5 is a bottom view thereof.

The broken lines shown in the drawings are for illustrative purposes only and form no part of the claimed invention.

**1 Claim, 2 Drawing Sheets**



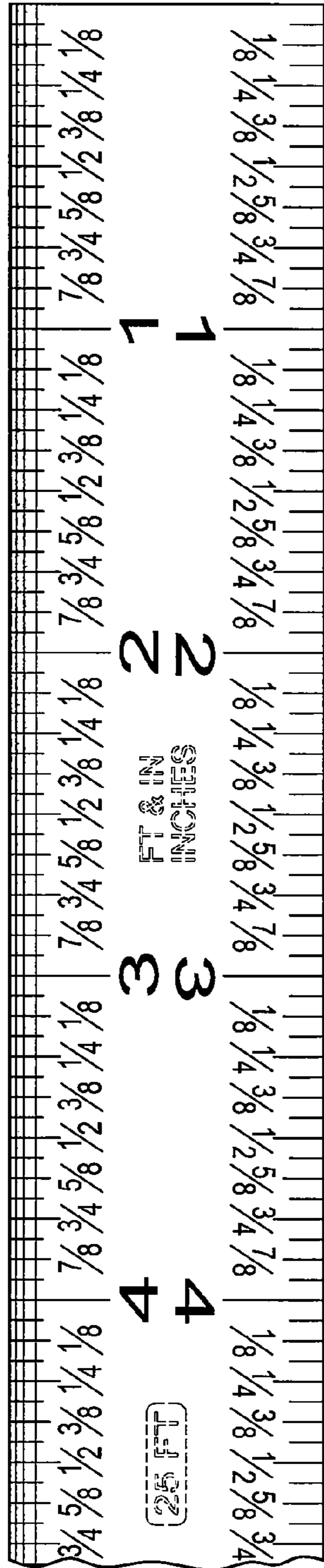


FIG. 1

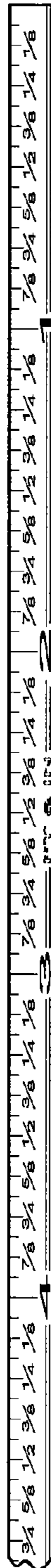


FIG. 2

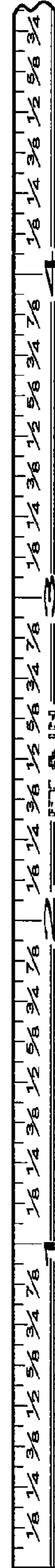


FIG. 3



FIG. 4

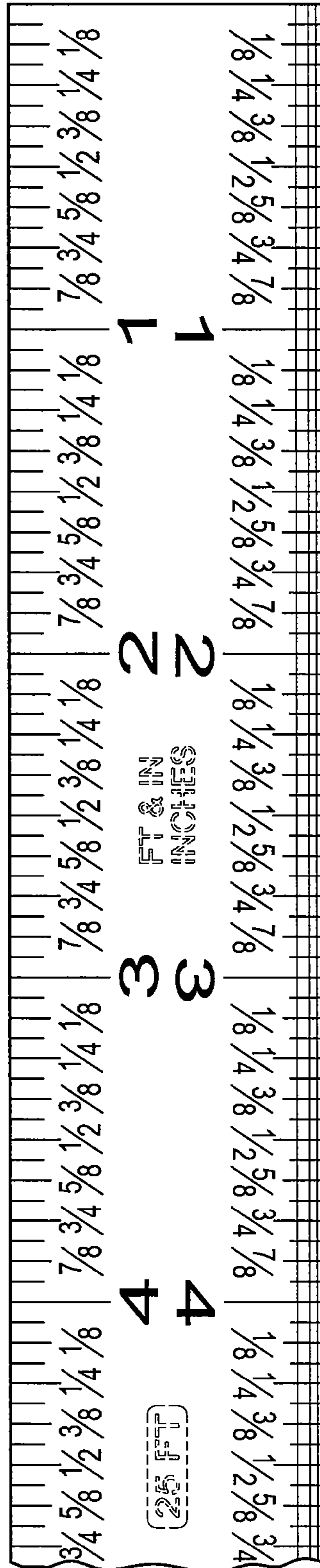


FIG. 5