



US00D632191S

(12) **United States Design Patent**
Jorst et al.

(10) **Patent No.:** **US D632,191 S**

(45) **Date of Patent:** **** Feb. 8, 2011**

(54) **WATCH**

(75) Inventors: **Charlotte Kjolbe Jorst**, Reno, NV
(US); **Henrik Jorst**, Reno, NV (US)

(73) Assignee: **Skagen Designs, Ltd**, Reno, NV (US)

(**) Term: **14 Years**

(21) Appl. No.: **29/370,434**

(22) Filed: **Jul. 16, 2010**

(51) **LOC (9) Cl.** **10-02**

(52) **U.S. Cl.** **D10/32**

(58) **Field of Classification Search** D10/30-39;
368/276, 281, 282, 285; D11/3, 12
See application file for complete search history.

(56) **References Cited**

U.S. PATENT DOCUMENTS

1,996,276	A	*	4/1935	Cowen	224/178
D274,504	S	*	7/1984	Bulgari	D10/32
D326,624	S	*	6/1992	Cowan	D11/19
D381,585	S	*	7/1997	Gogniat	D10/32
D420,293	S	*	2/2000	Parmigiani	D10/30
D488,392	S	*	4/2004	Tschumi	D10/32
D489,272	S	*	5/2004	Messmer	D10/38
D493,111	S	*	7/2004	Afshar	D10/32
D515,947	S	*	2/2006	Jorst et al.	D10/39
D517,928	S	*	3/2006	Monachon	D10/32
D518,389	S	*	4/2006	Jorst et al.	D10/38
D545,221	S	*	6/2007	Jorst et al.	D10/32
D562,723	S	*	2/2008	Lalo	D11/94

D563,799	S	*	3/2008	Holtzman	D10/39
D566,582	S	*	4/2008	Genender et al.	D10/38
D572,606	S	*	7/2008	Lillegard	D10/30
D574,261	S	*	8/2008	Dreyfuss	D10/32
D578,900	S	*	10/2008	Nisembaum	D10/32
D579,789	S	*	11/2008	Furetta	D10/32
7,507,018	B2	*	3/2009	Hozumi et al.	368/282
D592,977	S	*	5/2009	Furetta	D10/32
D613,621	S	*	4/2010	Jorst et al.	D10/39
D614,511	S	*	4/2010	Jorst et al.	D10/32
D614,513	S	*	4/2010	Takahashi	D10/32
D614,973	S	*	5/2010	Takahashi	D10/32
D615,880	S	*	5/2010	Jorst et al.	D10/38

* cited by examiner

Primary Examiner—Lucy Lieberman

(57) **CLAIM**

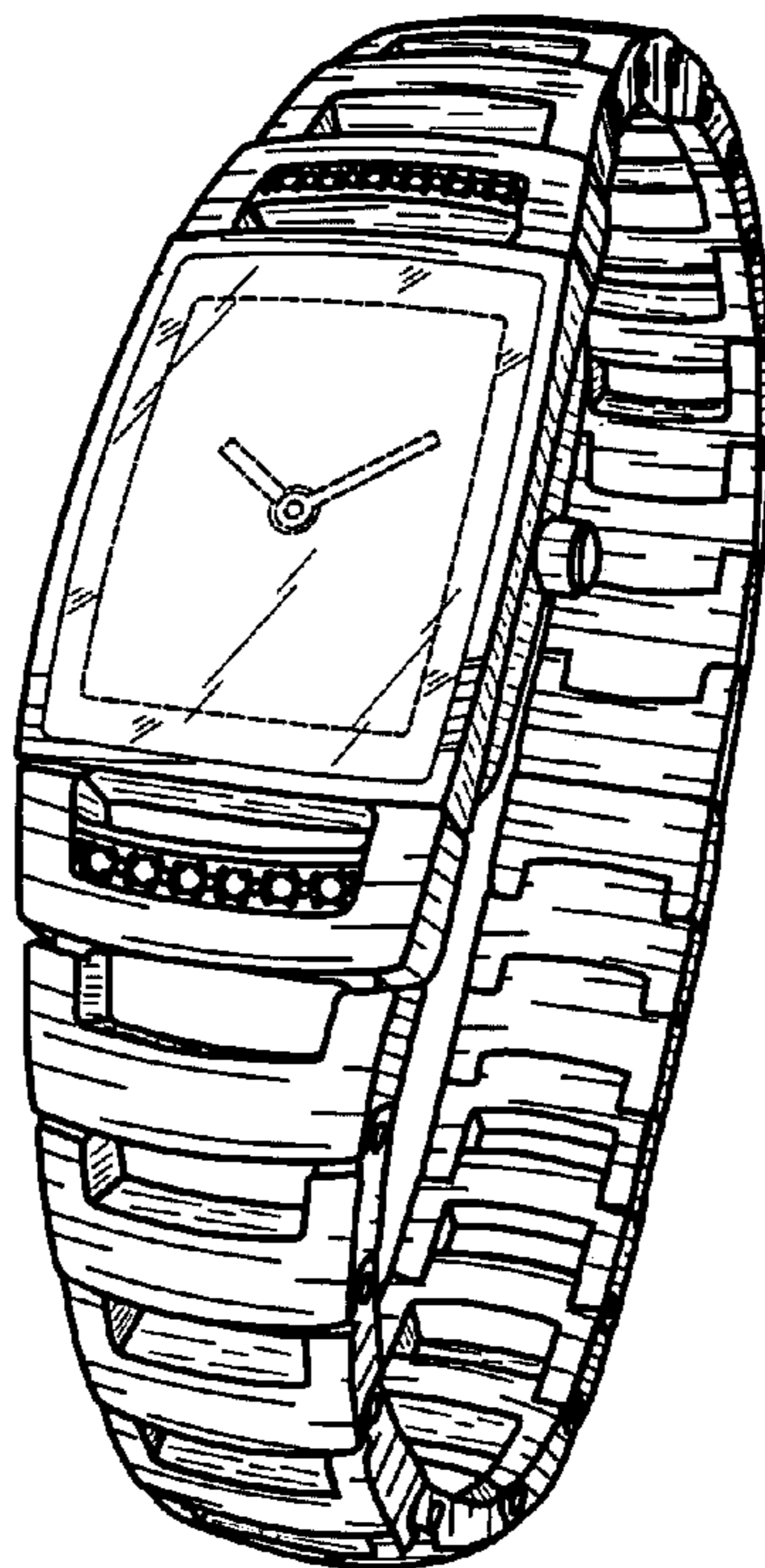
The ornamental design for a watch, as shown and described.

DESCRIPTION

FIG. 1 is a front elevation of a watch showing our new design;
FIG. 2 is a rear elevation thereof;
FIG. 3 is a right side elevation thereof;
FIG. 4 is a left side elevation thereof;
FIG. 5 is a front and right side perspective view thereof; and,
FIG. 6 is an end view thereof.

The broken lines in the drawings are for illustrative purposes only and do not form part of the claimed design.

1 Claim, 3 Drawing Sheets



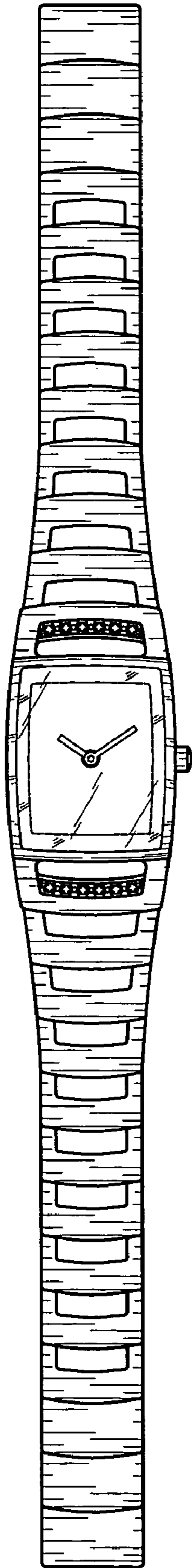


FIG 1

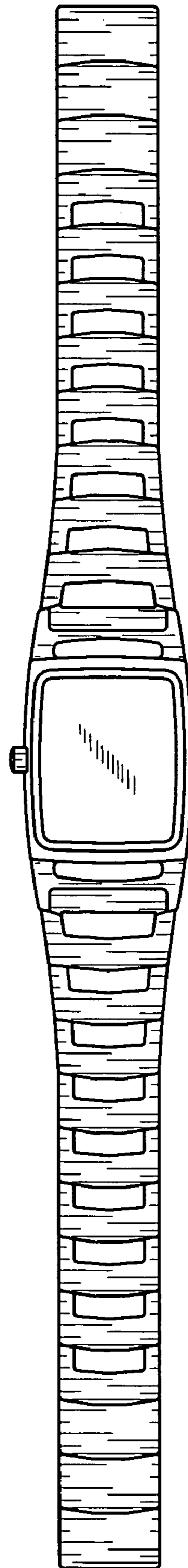


FIG 2

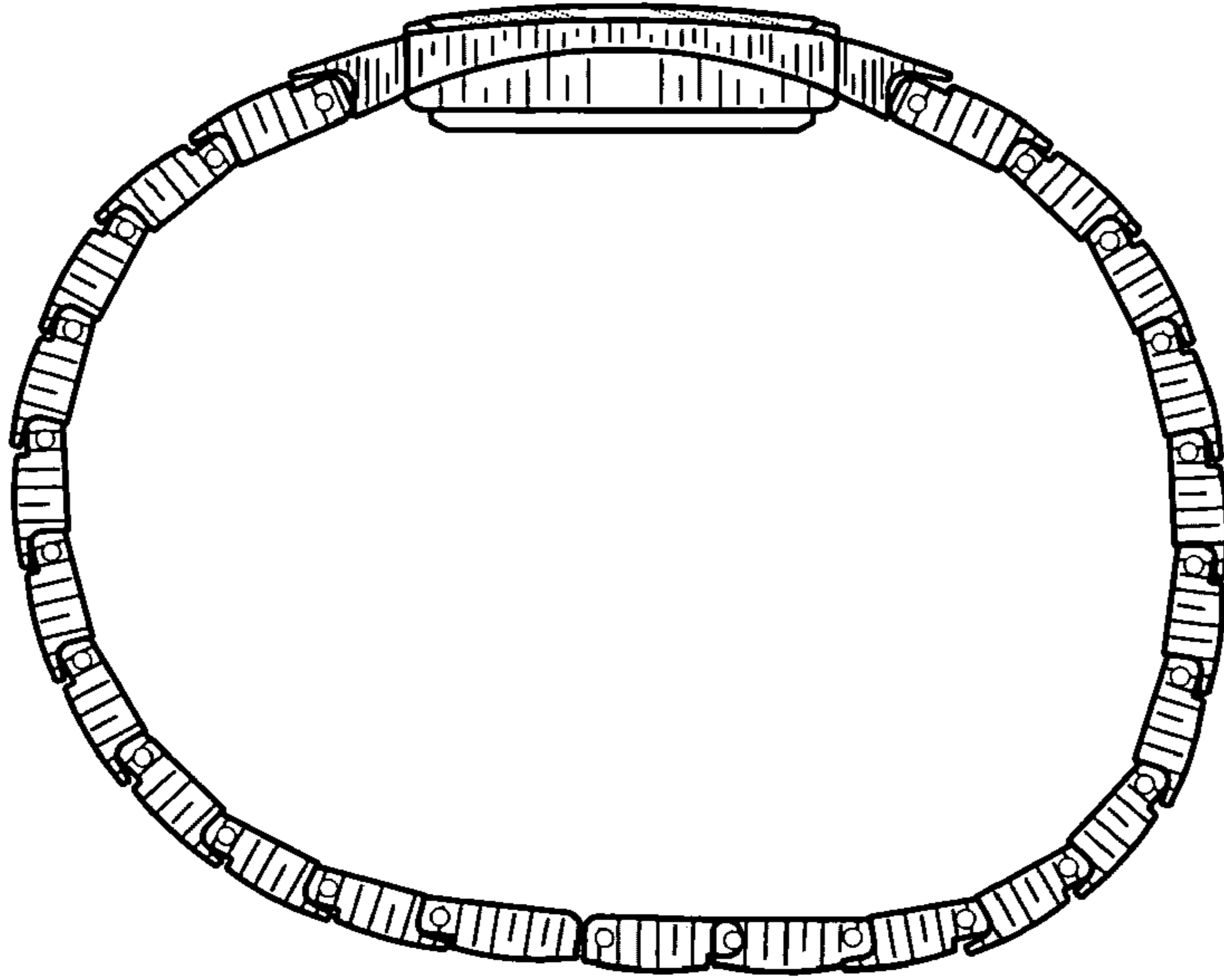


FIG 4

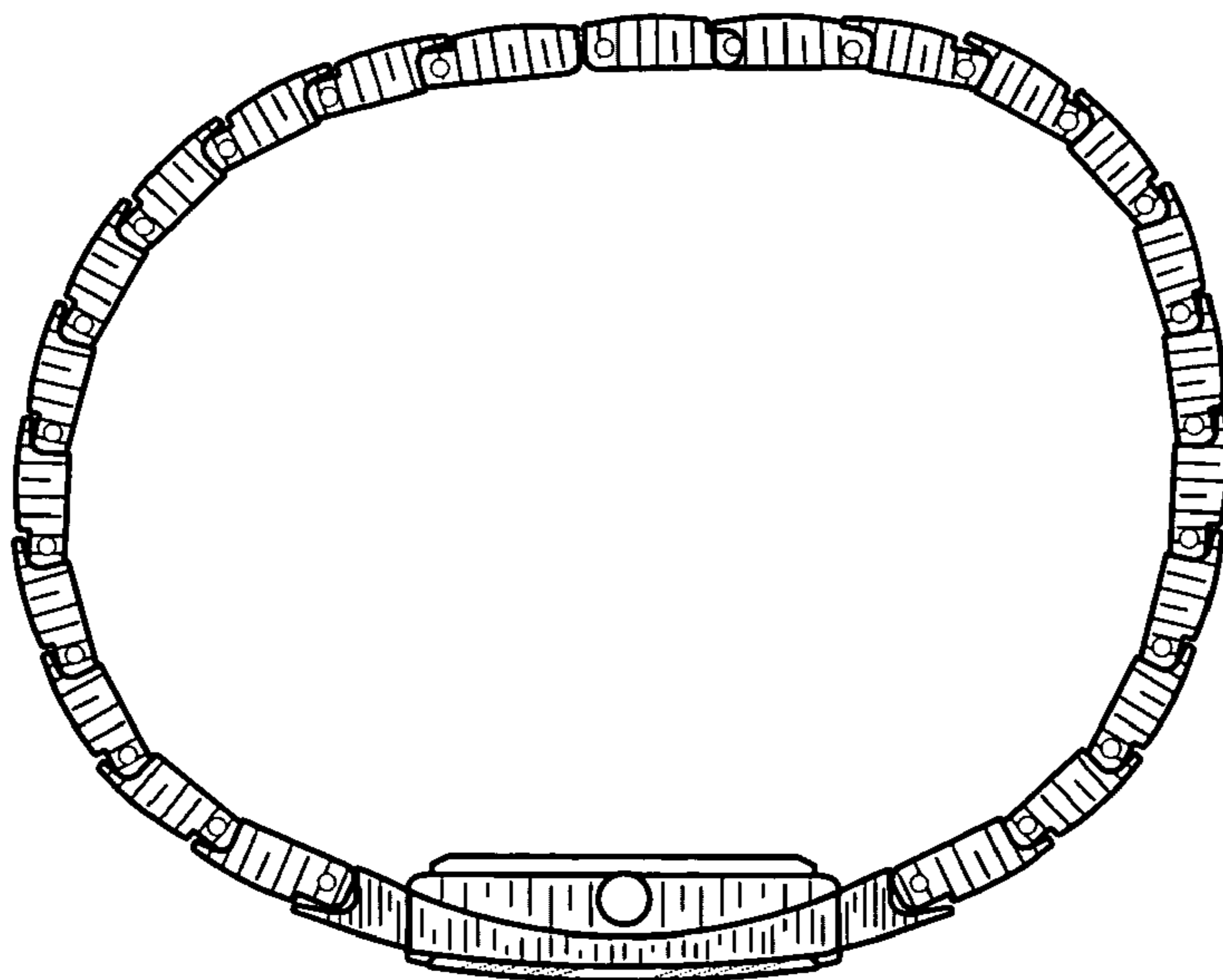


FIG 3

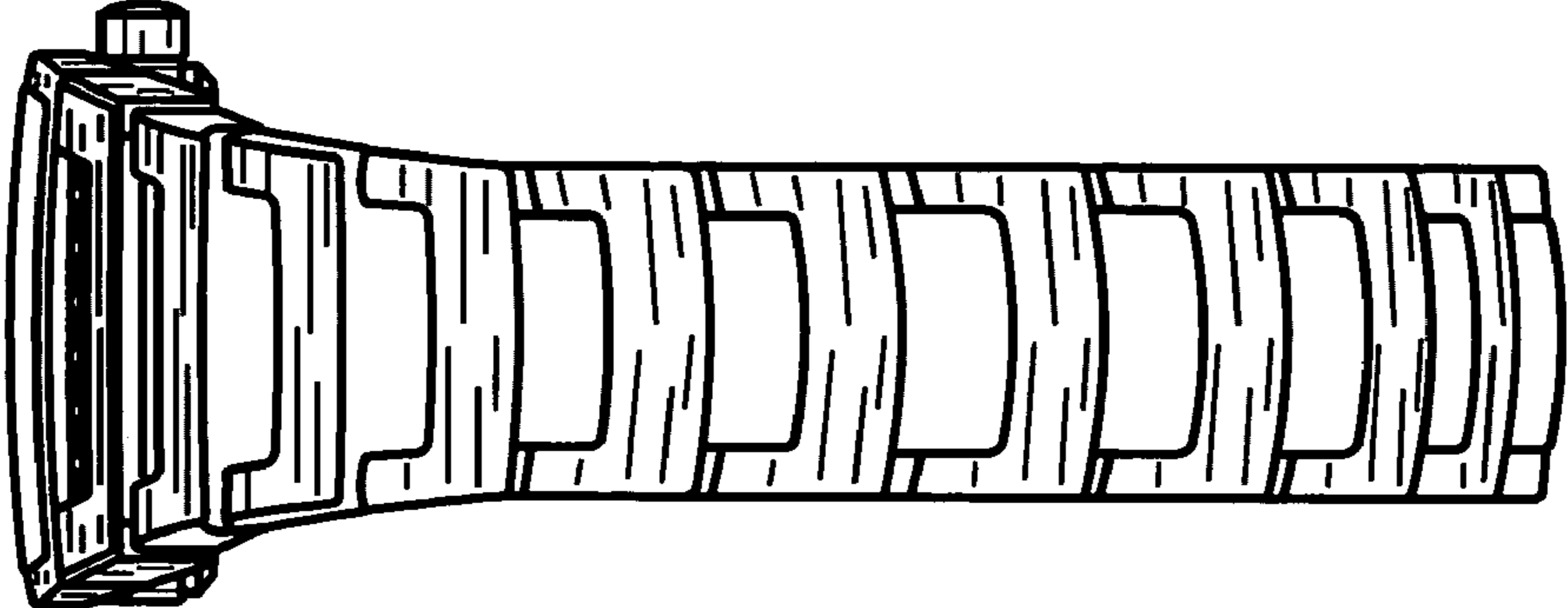


FIG 6

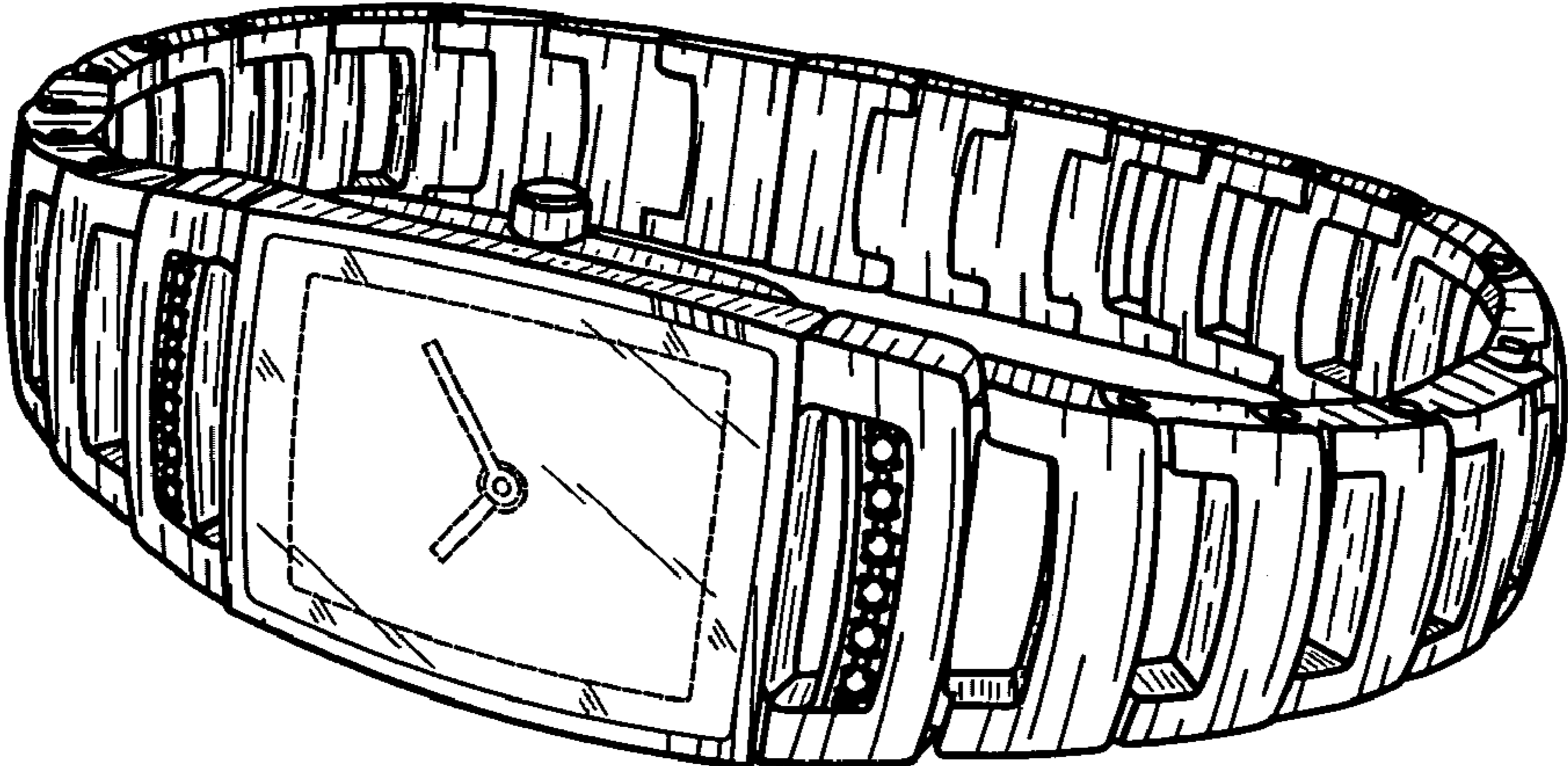


FIG 5