



US00D632184S

(12) **United States Design Patent**
Mayers et al.

(10) **Patent No.:** **US D632,184 S**

(45) **Date of Patent:** **** *Feb. 8, 2011**

(54) **CONTAINER HANDLE**

(75) Inventors: **Jeffrey Mayers**, Ridgefield Park, NJ (US); **Frank Yang**, Astoria, NY (US); **John Lamb**, Wiltshire (GB); **Corinne Elstow**, Wiltshire (GB); **Mark Watson**, Wiltshire (GB); **Alan Whiting**, Cumbria (GB)

(73) Assignee: **Colgate-Palmolive Company**, New York, NY (US)

(**) Term: **14 Years**

(21) Appl. No.: **29/353,813**

(22) Filed: **Jan. 14, 2010**

Related U.S. Application Data

(62) Division of application No. 29/331,328, filed on Jan. 23, 2009, now Pat. No. Des. 609,578.

(51) **LOC (9) Cl.** **09-01**

(52) **U.S. Cl.** **D9/629; D9/516; D9/528**

(58) **Field of Classification Search** D9/600, D9/624, 629, 516, 523, 528, 530-531, 534, D9/563, 434; 206/457, 527; 220/890; 229/116.1-116.3
See application file for complete search history.

(56) **References Cited**

U.S. PATENT DOCUMENTS

D212,456 S *	10/1968	Vanderhyde	D9/531
D224,905 S	10/1972	Brassart		
D295,608 S	5/1988	Tonduti		
D334,344 S	3/1993	Reif		
D347,175 S	5/1994	Segati		
D358,098 S	5/1995	Carre et al.		
D358,333 S	5/1995	Stockwell et al.		
D384,567 S	10/1997	Chang		
D403,578 S *	1/1999	Paul et al.	D9/434

D414,420 S *	9/1999	Zogg	D9/531
D421,573 S	3/2000	Zogg		
D431,471 S	10/2000	Large		
D454,072 S	3/2002	Harrity et al.		
D518,374 S *	4/2006	Floyd et al.	D9/434
D531,908 S	11/2006	Mayers		
D539,148 S *	3/2007	Haller et al.	D9/516
D539,152 S	3/2007	Brauner et al.		
D549,580 S *	8/2007	Bates et al.	D9/528
D550,560 S	9/2007	Bates et al.		
D551,553 S	9/2007	Meeker et al.		
D555,001 S	11/2007	Perry et al.		
D568,170 S	5/2008	Prini		
D576,046 S	9/2008	Cardinal et al.		
D582,286 S *	12/2008	Yourist	D9/531
D605,052 S *	12/2009	McMullen	D9/533

* cited by examiner

Primary Examiner—Sandra Morris

(74) *Attorney, Agent, or Firm*—Amy M. Fernandez

(57) **CLAIM**

The ornamental design for a container handle, as shown and described.

DESCRIPTION

FIG. 1 is a perspective view of a container handle according to one embodiment of the present invention.

FIG. 2 is a front view of the container handle of FIG. 1.

FIG. 3 is a rear view of the container handle of FIG. 1.

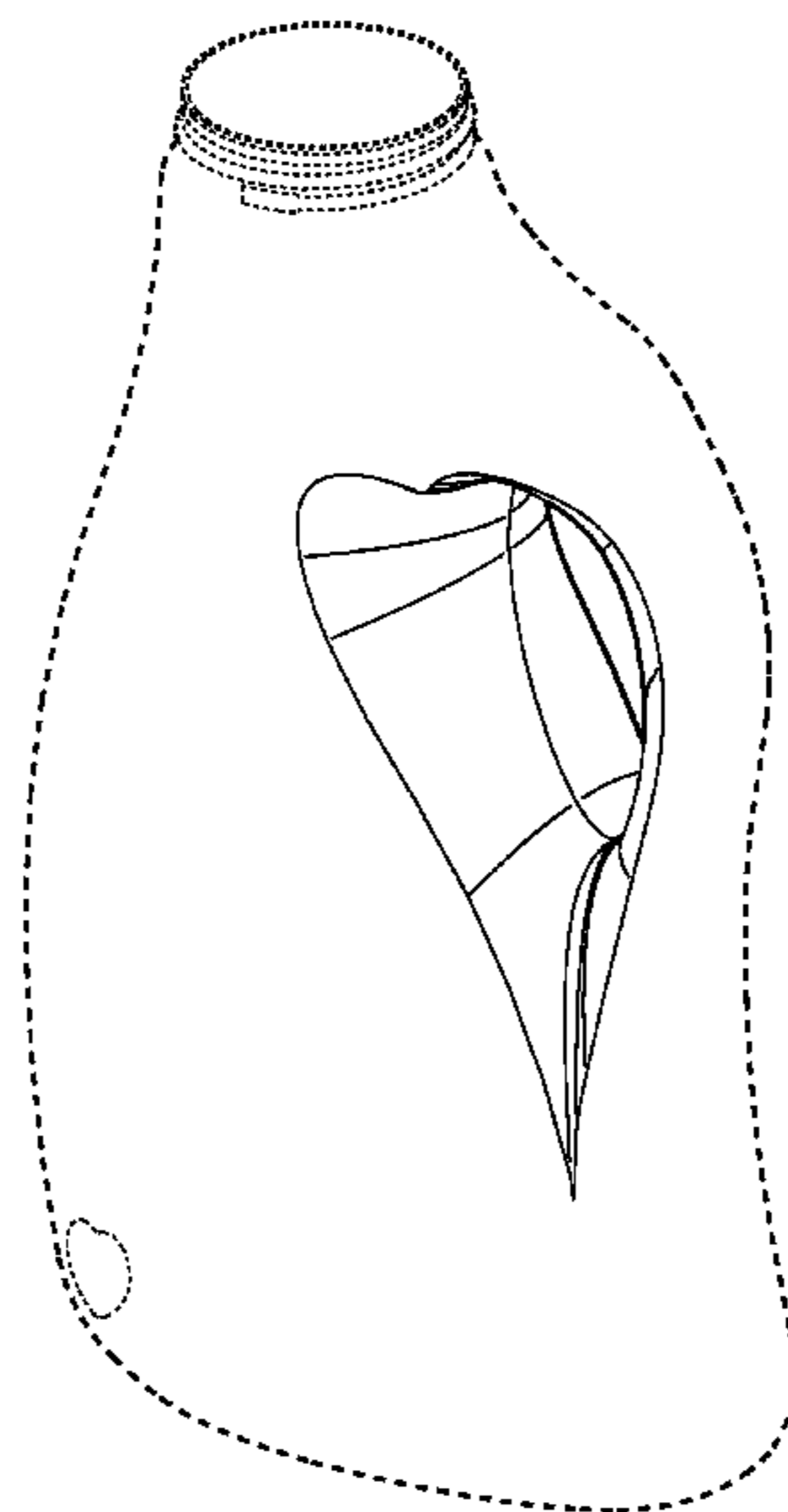
FIG. 4 is a right-side view of the container handle of FIG. 1.

FIG. 5 is a left-side view of the container handle of FIG. 1; and,

FIG. 6 is a top view of the container handle of FIG. 1.

The broken lines are for illustrative purposes only and form no part of the claimed design.

1 Claim, 6 Drawing Sheets



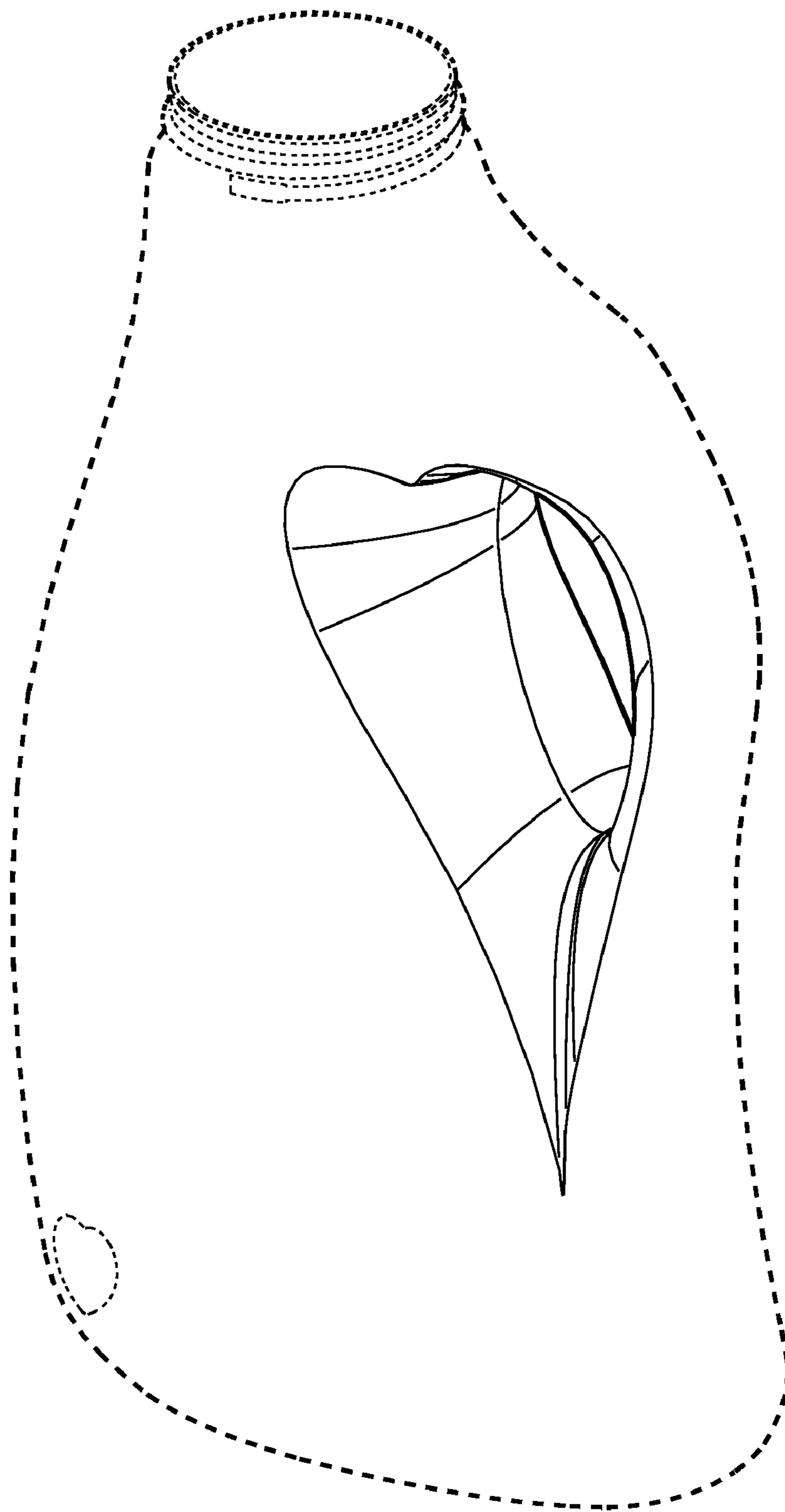


FIG. 1

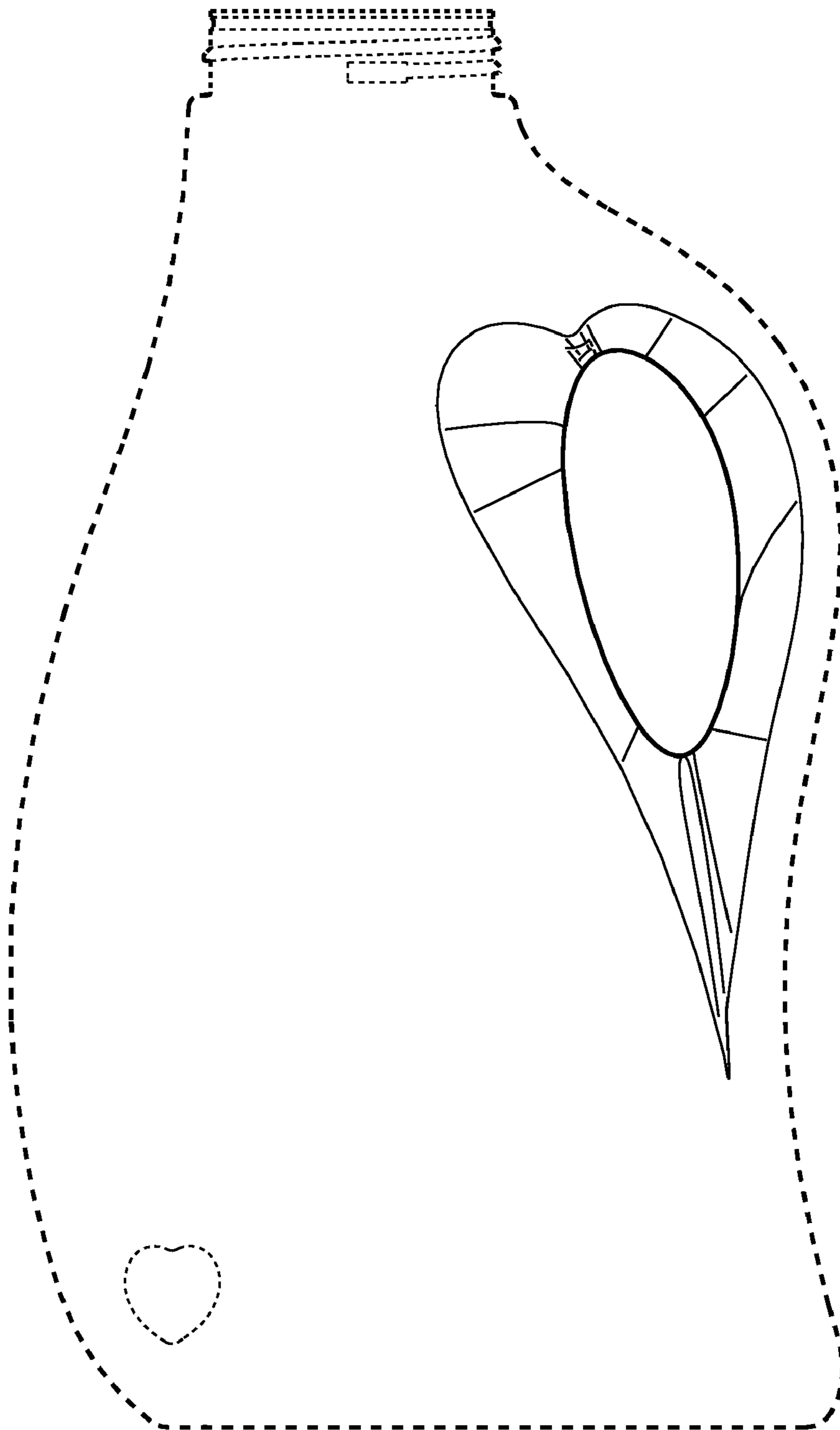


FIG. 2

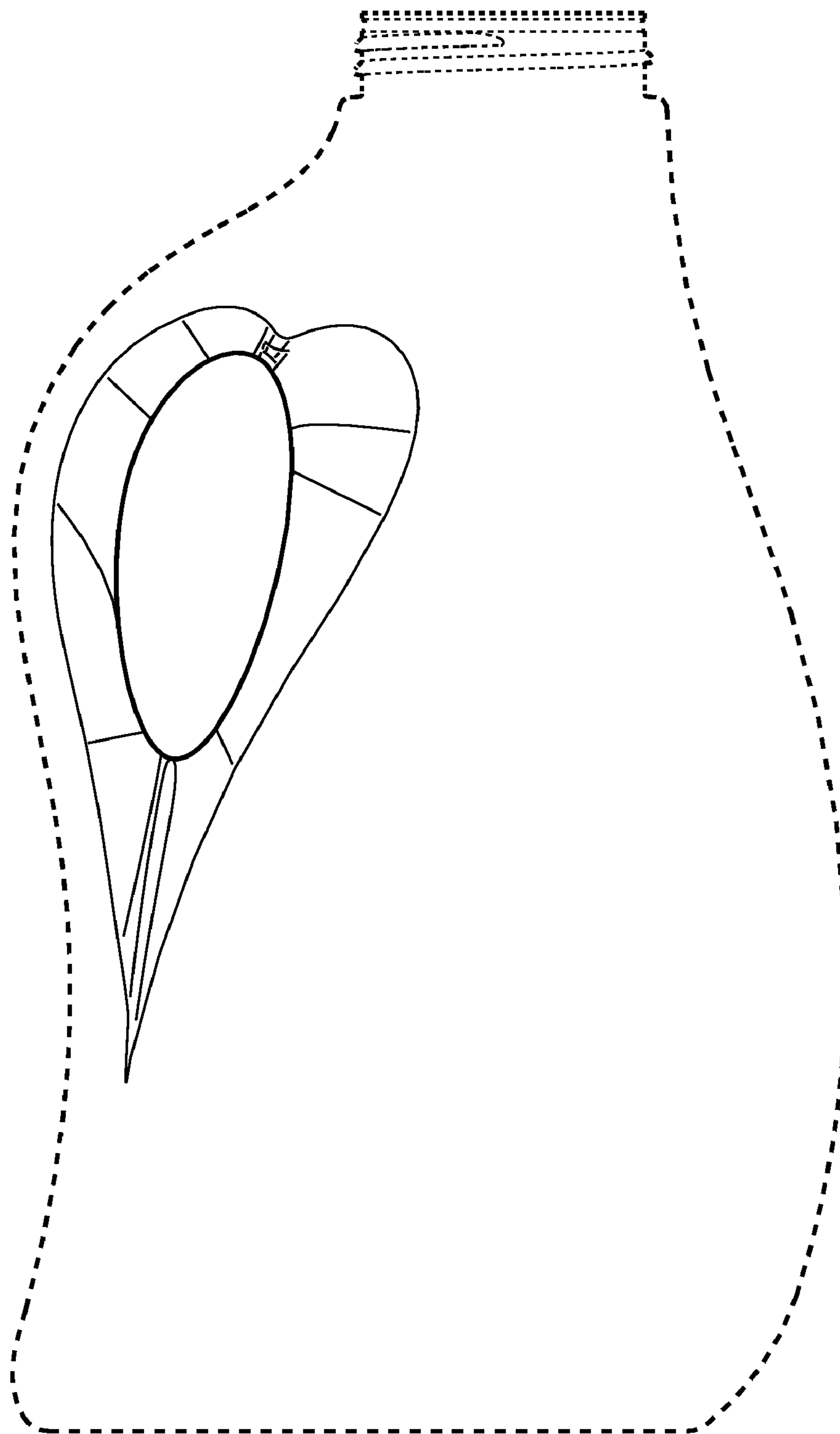


FIG. 3

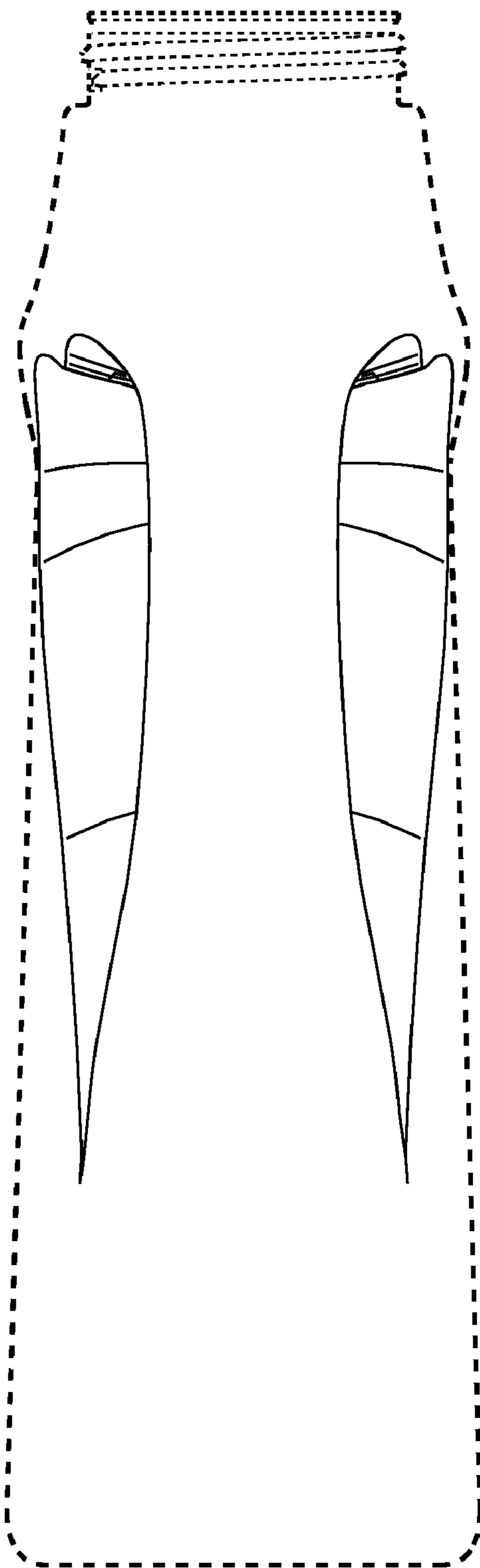


FIG. 4




FIG. 5

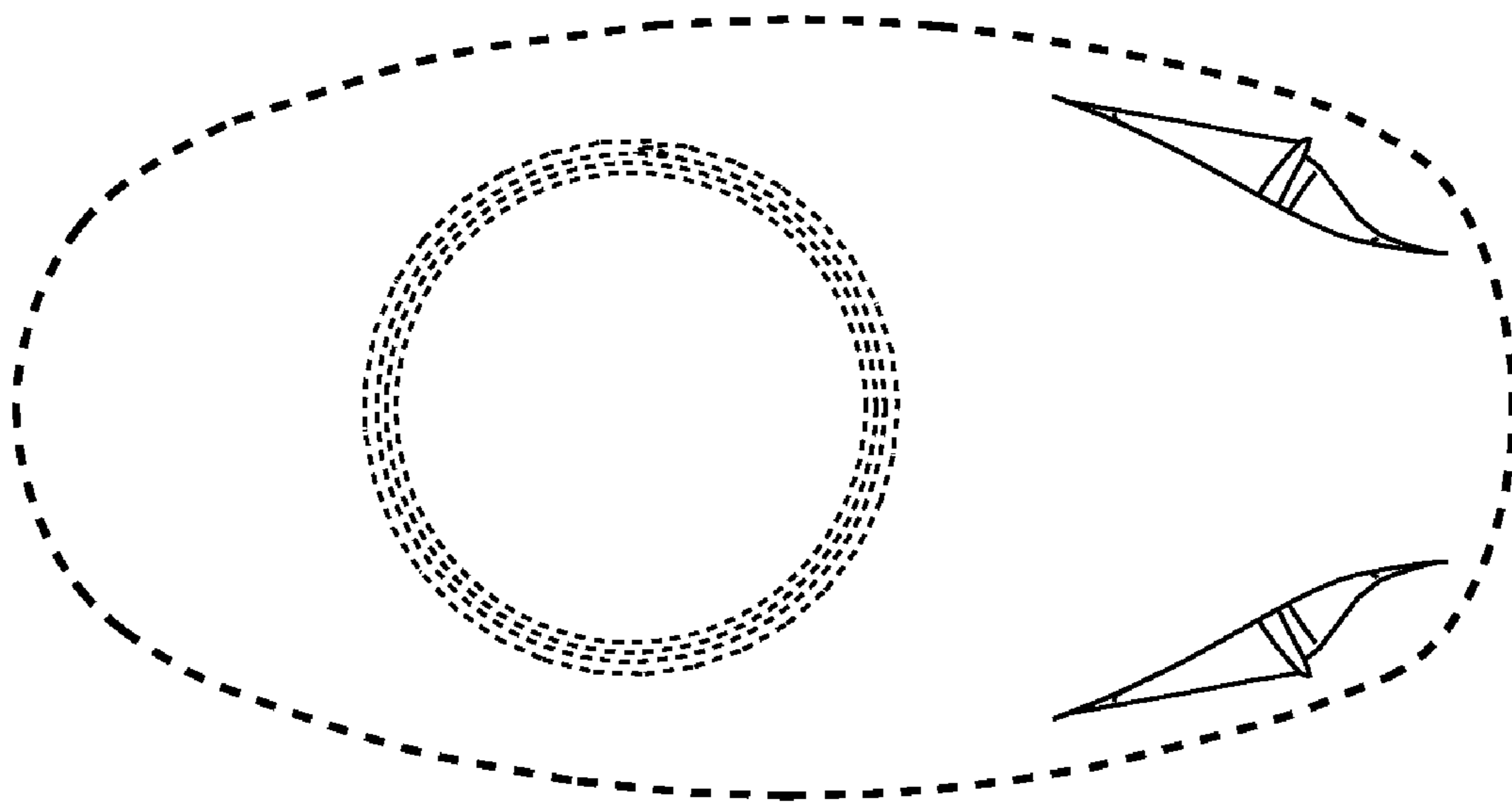


FIG. 6