



US00D632177S

(12) **United States Design Patent**
Toh et al.

(10) **Patent No.:** **US D632,177 S**
(45) **Date of Patent:** **** Feb. 8, 2011**

(54) **CONTAINER**

(75) Inventors: **Kiat Cheong Toh**, Forest Hills, NY (US); **John Lamb**, Pewsey (GB); **Will Maskell**, Marlborough (GB); **Alan Whiting**, Penrith (GB); **Tom Walton**, Shipston-on-Stour (GB); **Corinne Elstow**, Marlborough (GB)

(73) Assignee: **Colgate-Palmolive Company**, New York, NY (US)

(**) Term: **14 Years**

(21) Appl. No.: **29/339,417**

(22) Filed: **Jun. 30, 2009**

(51) **LOC (9) Cl.** **09-01**

(52) **U.S. Cl.** **D9/522; D9/550; D9/551**

(58) **Field of Classification Search** **D9/516, D9/522, 530, 537-543, 549-552, 558, 563-565, D9/575, 682-694; 215/381-385; 220/660, 220/662, 669**

See application file for complete search history.

(56) **References Cited**

U.S. PATENT DOCUMENTS

D54,684 S	3/1920	Rudd
D71,162 S	9/1926	Smith
D87,142 S	6/1932	Barbiers
D95,888 S	6/1935	Adams
D111,169 S	9/1938	Bicks
D136,219 S	8/1943	Breeden
D139,433 S	11/1944	Buckingham
D143,656 S	1/1946	Graham
D152,296 S	1/1949	Smith
D190,528 S	6/1961	Brandeis
D198,405 S	6/1964	Recknagel
D199,763 S	12/1964	Roberts
D199,815 S	12/1964	Price et al.
D199,868 S	12/1964	Price et al.
D200,809 S	4/1965	Platte
D204,823 S	5/1966	McLean

D217,333 S	4/1970	Weckman
D219,954 S	2/1971	Koenigsberg
D220,865 S	6/1971	Weckman
D228,281 S	9/1973	Hoffman
D236,687 S	9/1975	Noyes
D240,594 S	7/1976	Koenigsberg
D263,931 S	4/1982	de Nola
D283,981 S	5/1986	Culbreath
D284,549 S	7/1986	Vaussanvin
D293,551 S	1/1988	Britt
D315,501 S	3/1991	Durand
D329,326 S	9/1992	Sheehy et al.
D357,188 S	4/1995	Stockwell et al.
D367,231 S	2/1996	Millar et al.
D376,310 S	12/1996	Crawford

(Continued)

Primary Examiner—Carol Rademaker

(74) *Attorney, Agent, or Firm*—Amy M. Fernandez

(57) **CLAIM**

The ornamental design for a container, as shown and described.

DESCRIPTION

FIG. 1 is a top, front, and right side perspective view of a container according to the new design;

FIG. 2 is a top, front, and left side perspective view thereof;

FIG. 3 is a front elevational view thereof;

FIG. 4 is a rear elevational view thereof;

FIG. 5 is a left side elevational view thereof;

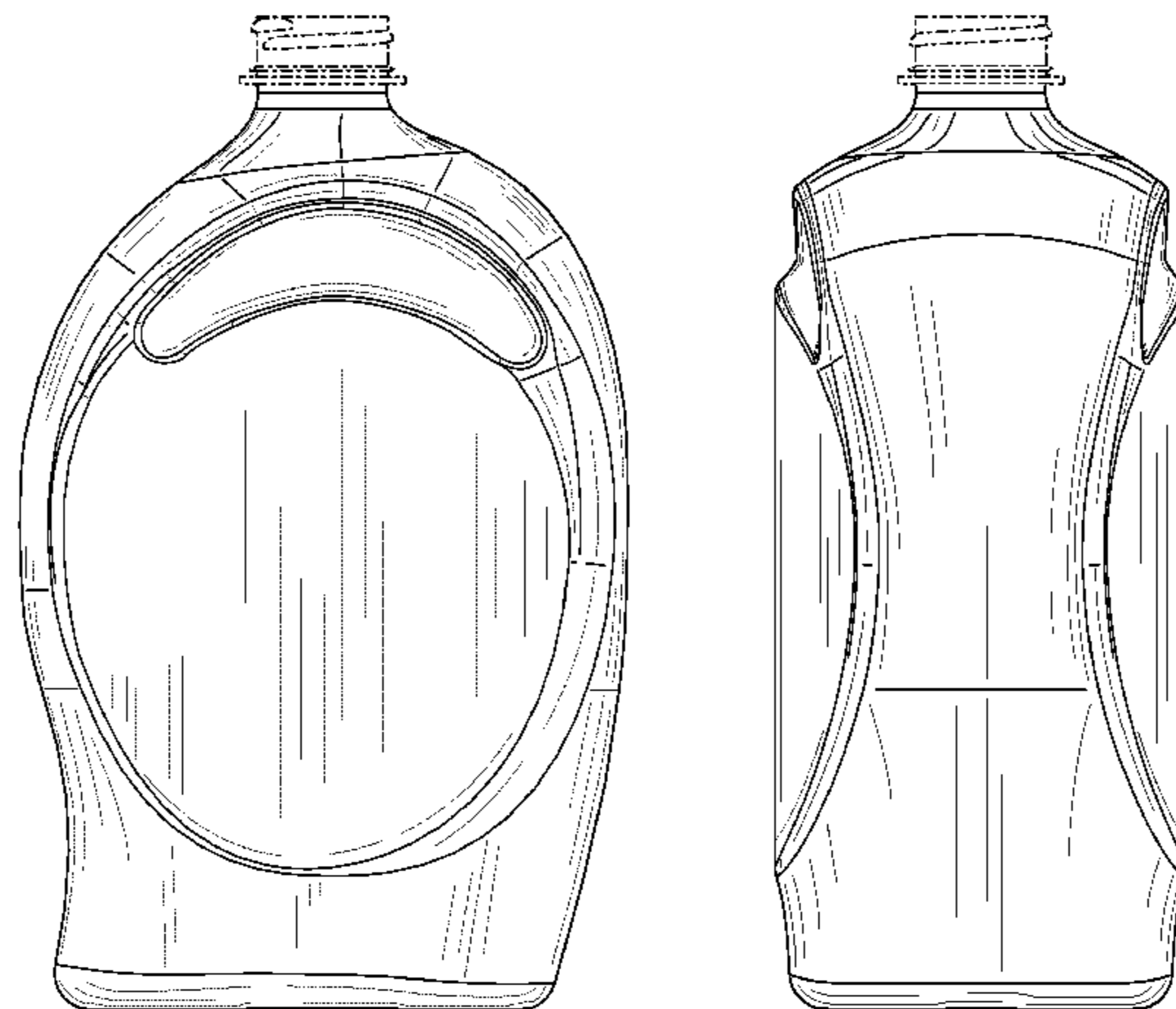
FIG. 6 is a right side elevational view thereof;

FIG. 7 is a top plan view thereof; and,

FIG. 8 is a bottom plan view thereof.

The broken lines in the drawings of a pour spout/thread and of the bottom surface are included for the purpose of showing environmental structure that forms no part of the claimed design.

1 Claim, 7 Drawing Sheets



US D632,177 S

Page 2

U.S. PATENT DOCUMENTS

D396,412 S	7/1998	Murphy		D559,116 S	1/2008	Bates et al.	
D408,742 S	4/1999	Goettner		D562,141 S	2/2008	Bates et al.	
D425,430 S	5/2000	Gerhart et al.		D564,882 S	3/2008	Crawford	
D430,801 S	9/2000	Harrity et al.		D564,891 S	3/2008	Clark et al.	
D432,920 S	10/2000	Johnson et al.		D567,107 S	4/2008	Crawford et al.	
D449,002 S	10/2001	Valente		D570,218 S	6/2008	Crawford et al.	
D449,538 S	10/2001	Burleson et al.		D574,245 S *	8/2008	Crawford et al.	D9/516
D454,072 S	3/2002	Harrity et al.		D575,642 S	8/2008	Abadinsky	
D460,348 S	7/2002	Crawford et al.		D576,492 S *	9/2008	Crawford et al.	D9/516
D460,686 S	7/2002	Crawford et al.		D580,268 S	11/2008	Roman et al.	
D480,008 S	9/2003	Maus		D584,155 S *	1/2009	Lorio	D9/543
D486,066 S	2/2004	Hannen et al.		D587,590 S	3/2009	Crawford et al.	
D497,312 S *	10/2004	Anderson et al.	D9/522	D587,591 S *	3/2009	Crawford	D9/563
D507,970 S	8/2005	Bonaldes et al.		D587,592 S	3/2009	Crawford	
D513,189 S	12/2005	Busa, Jr. et al.		D587,593 S *	3/2009	Crawford	D9/563
D514,948 S	2/2006	Busa, Jr. et al.		D587,594 S *	3/2009	Crawford	D9/563
D517,416 S *	3/2006	Borgerson et al.	D9/542	D588,459 S *	3/2009	Davis et al.	D9/550 X
D517,922 S	3/2006	Mulder et al.		D588,926 S	3/2009	Crawford	
D524,657 S *	7/2006	Harris et al.	D9/522	D589,357 S *	3/2009	Crawford	D9/563
D527,638 S *	9/2006	Stolle	D9/522	D589,358 S *	3/2009	Crawford	D9/563
D527,645 S *	9/2006	Pedmo et al.	D9/542	D592,957 S *	5/2009	Davis et al.	D9/551 X
D540,172 S	4/2007	Haller et al.		D605,044 S *	12/2009	Lablaine	D9/516
D540,680 S	4/2007	Perry et al.		D622,593 S *	8/2010	Toh et al.	D9/551 X
D542,663 S	5/2007	Dziersk et al.		D623,522 S *	9/2010	Toh et al.	D9/516
D545,202 S	6/2007	Bates et al.		D623,523 S *	9/2010	Toh et al.	D9/516
D545,210 S *	6/2007	Armstrong et al.	D9/563	D623,524 S *	9/2010	Toh et al.	D9/516
D550,095 S	9/2007	De Oliveira Neto		D623,525 S *	9/2010	Toh et al.	D9/564 X
D555,003 S	11/2007	Perry et al.		D623,526 S *	9/2010	Toh et al.	D9/516

* cited by examiner




FIG. 1

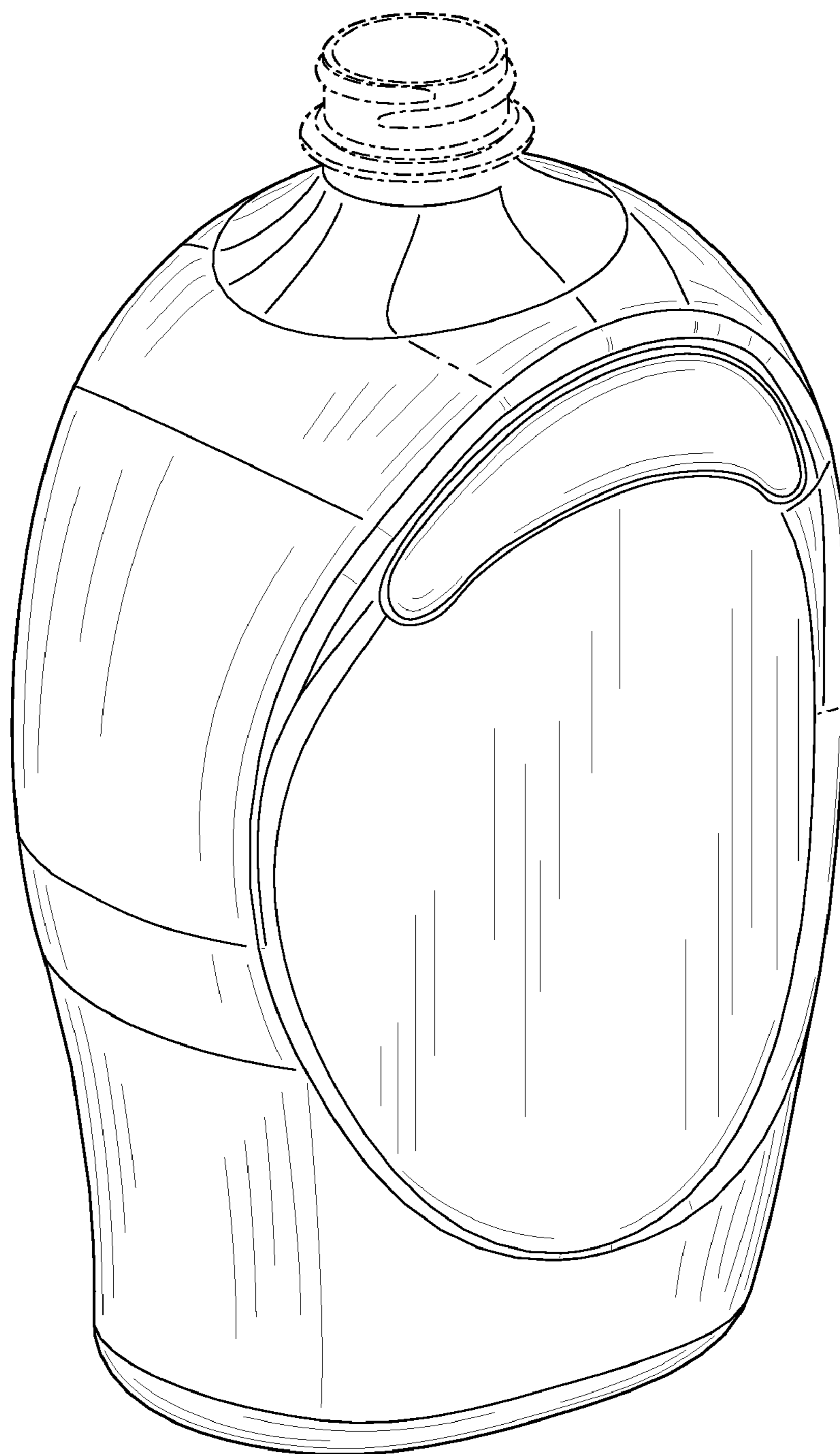


FIG. 2

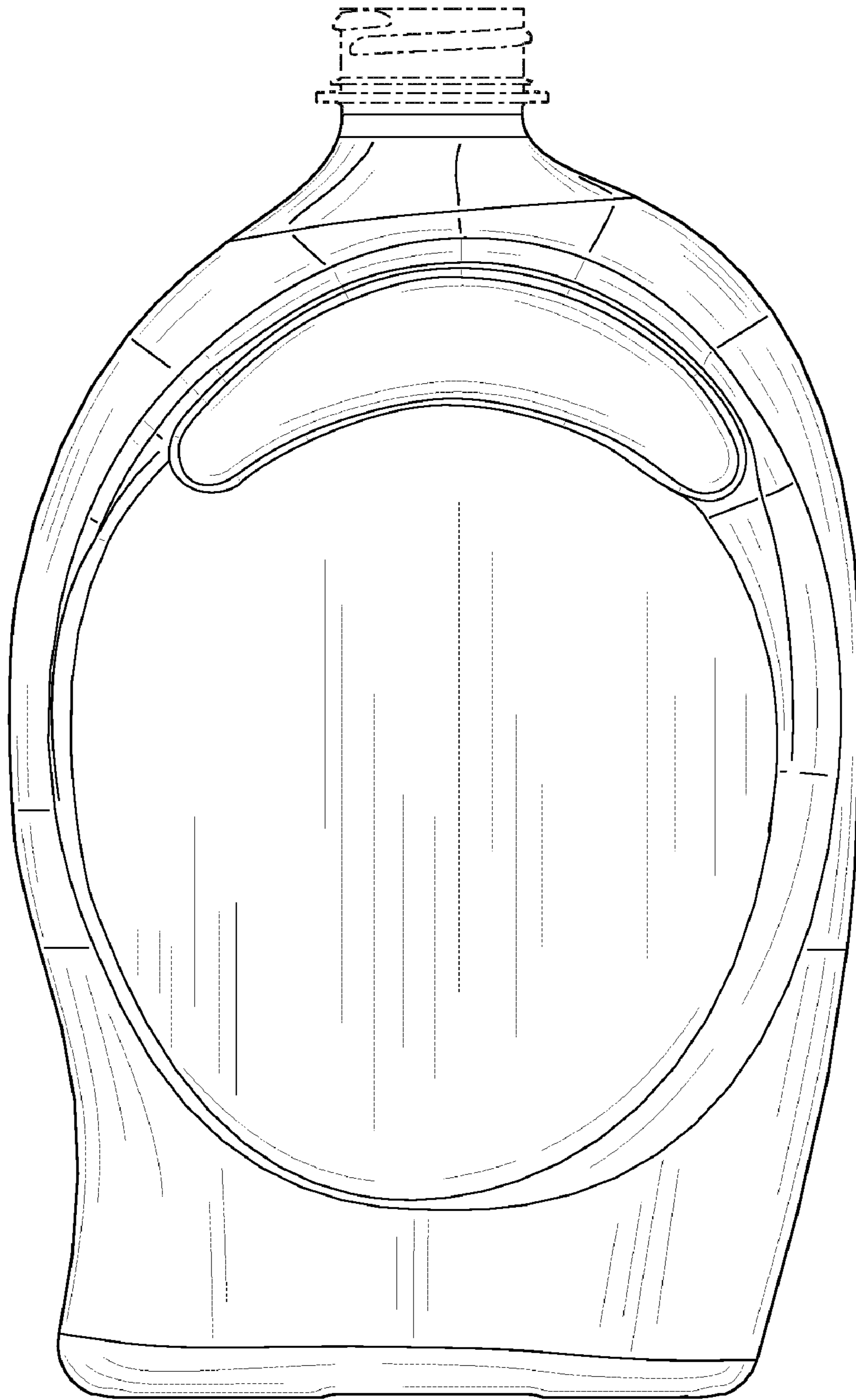


FIG. 3

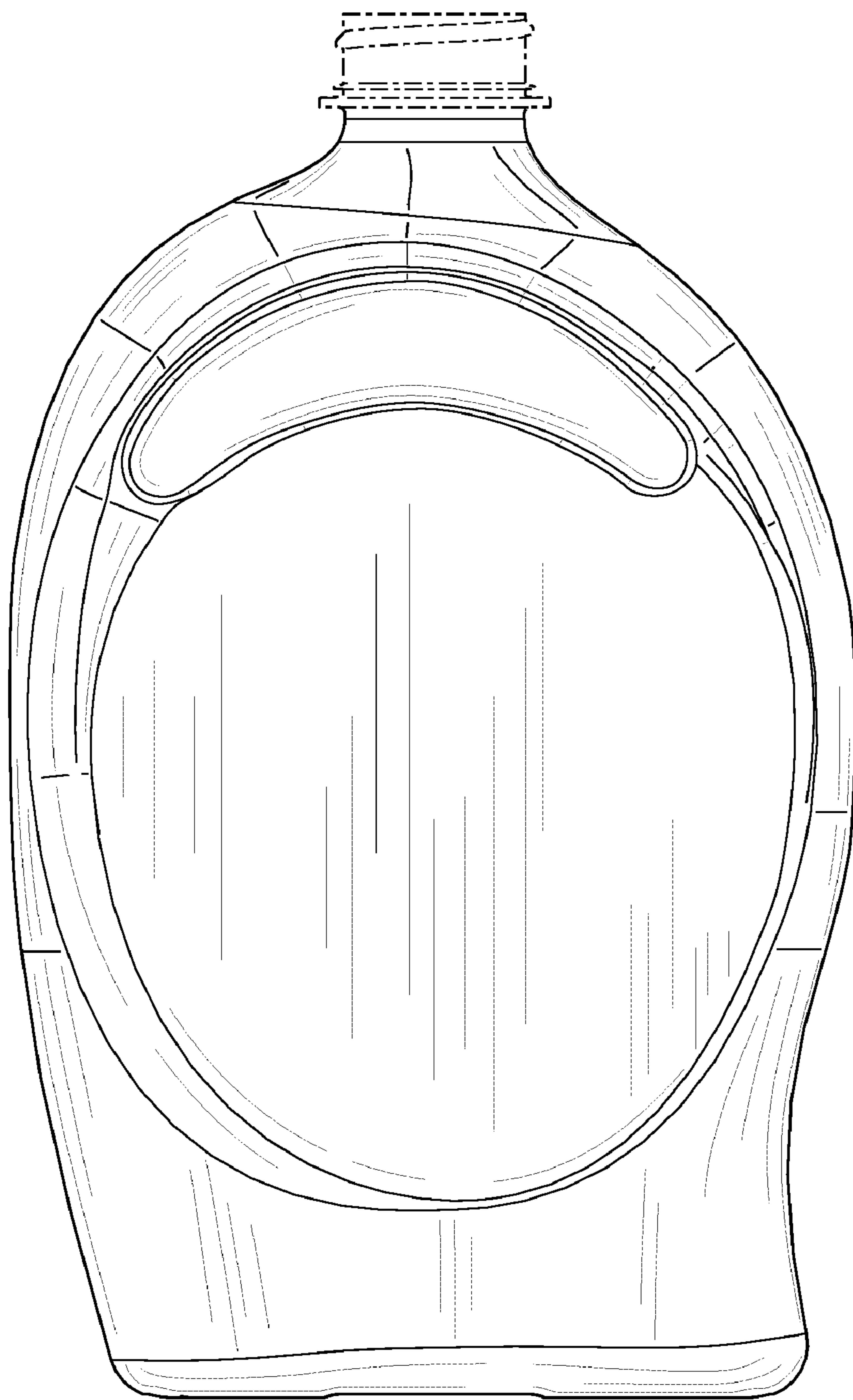


FIG. 4

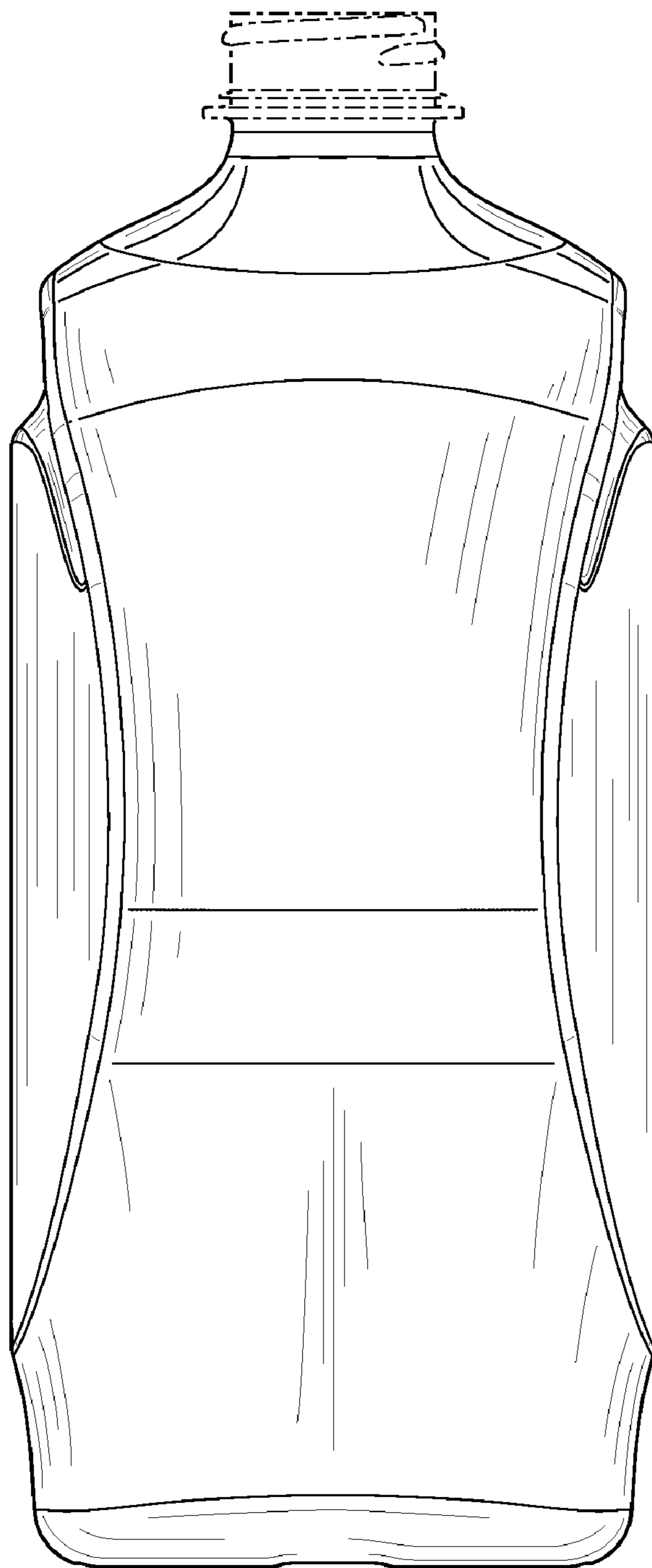


FIG. 5

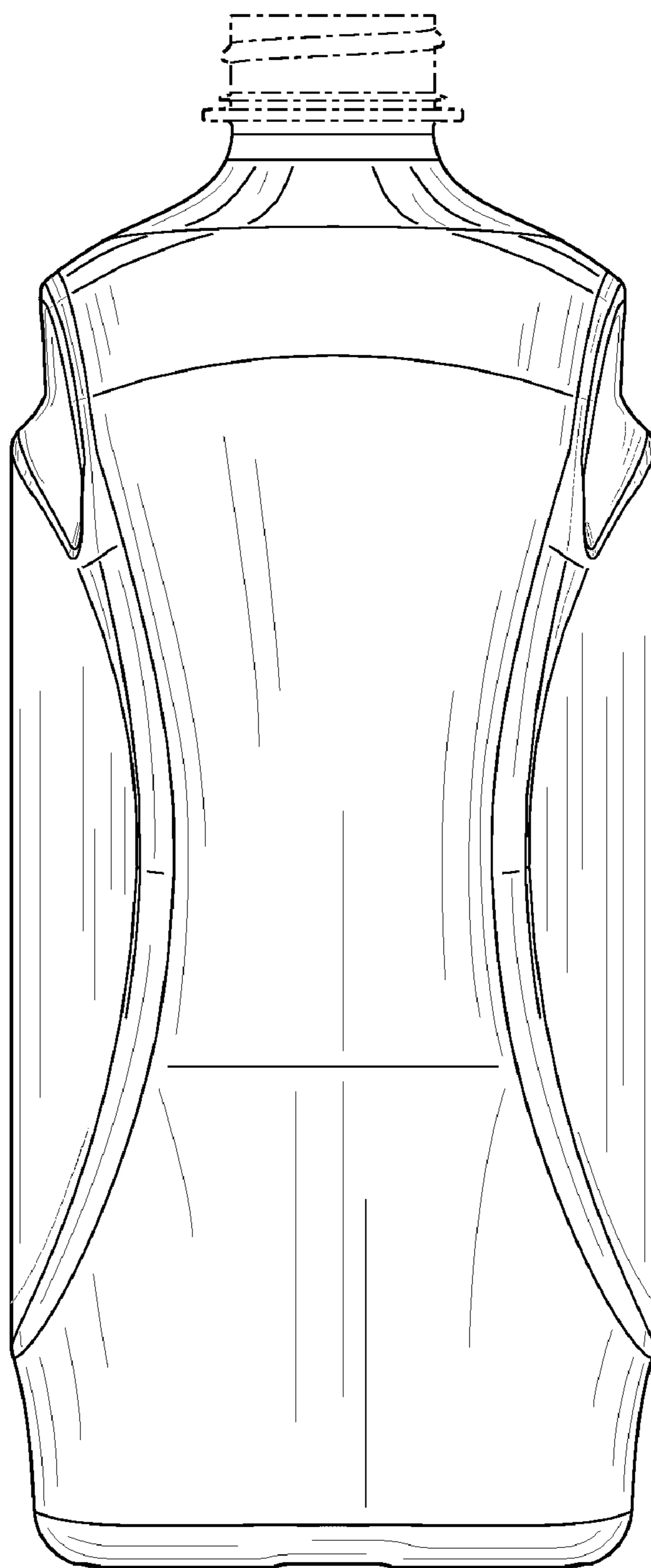


FIG. 6

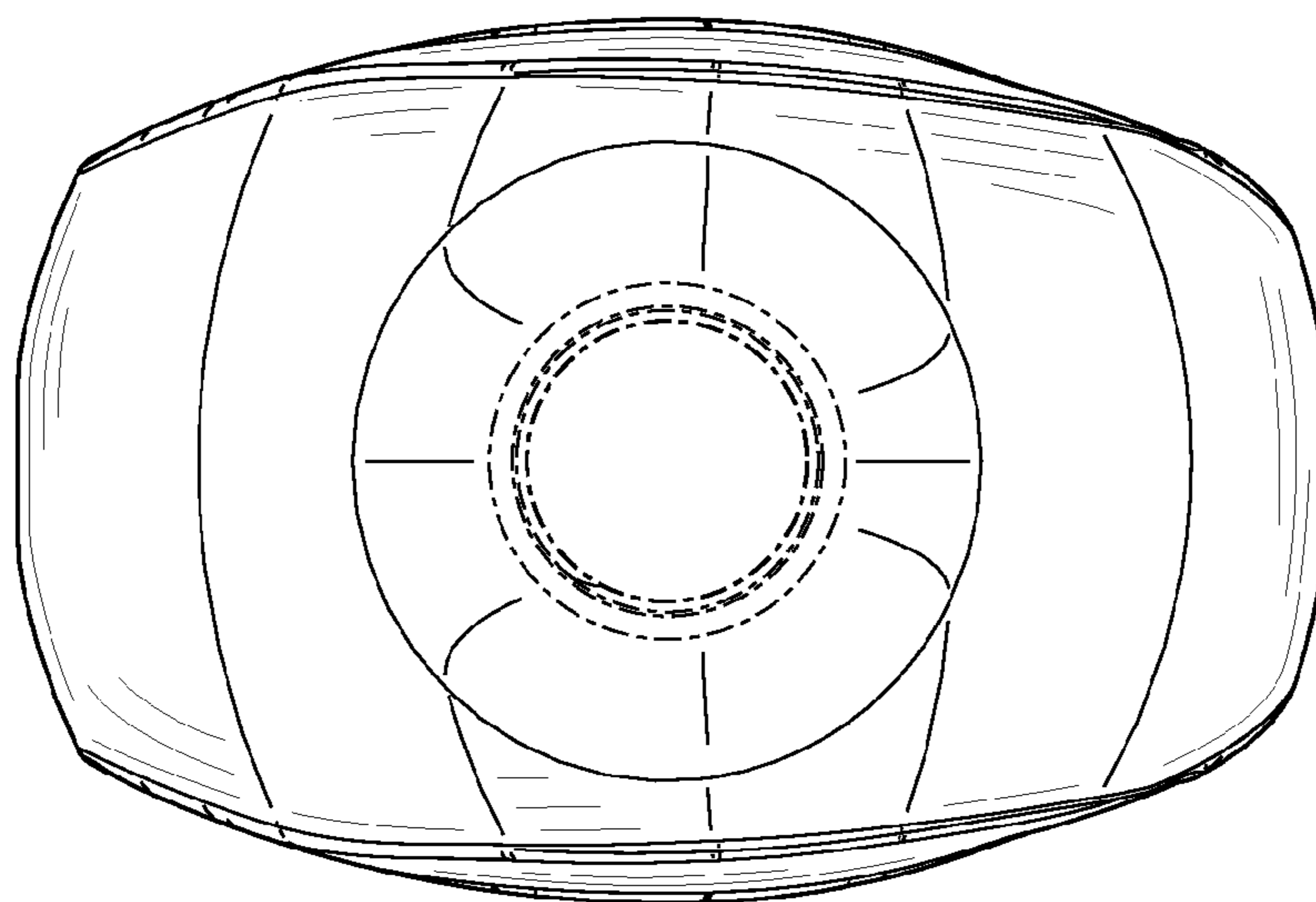


FIG. 7

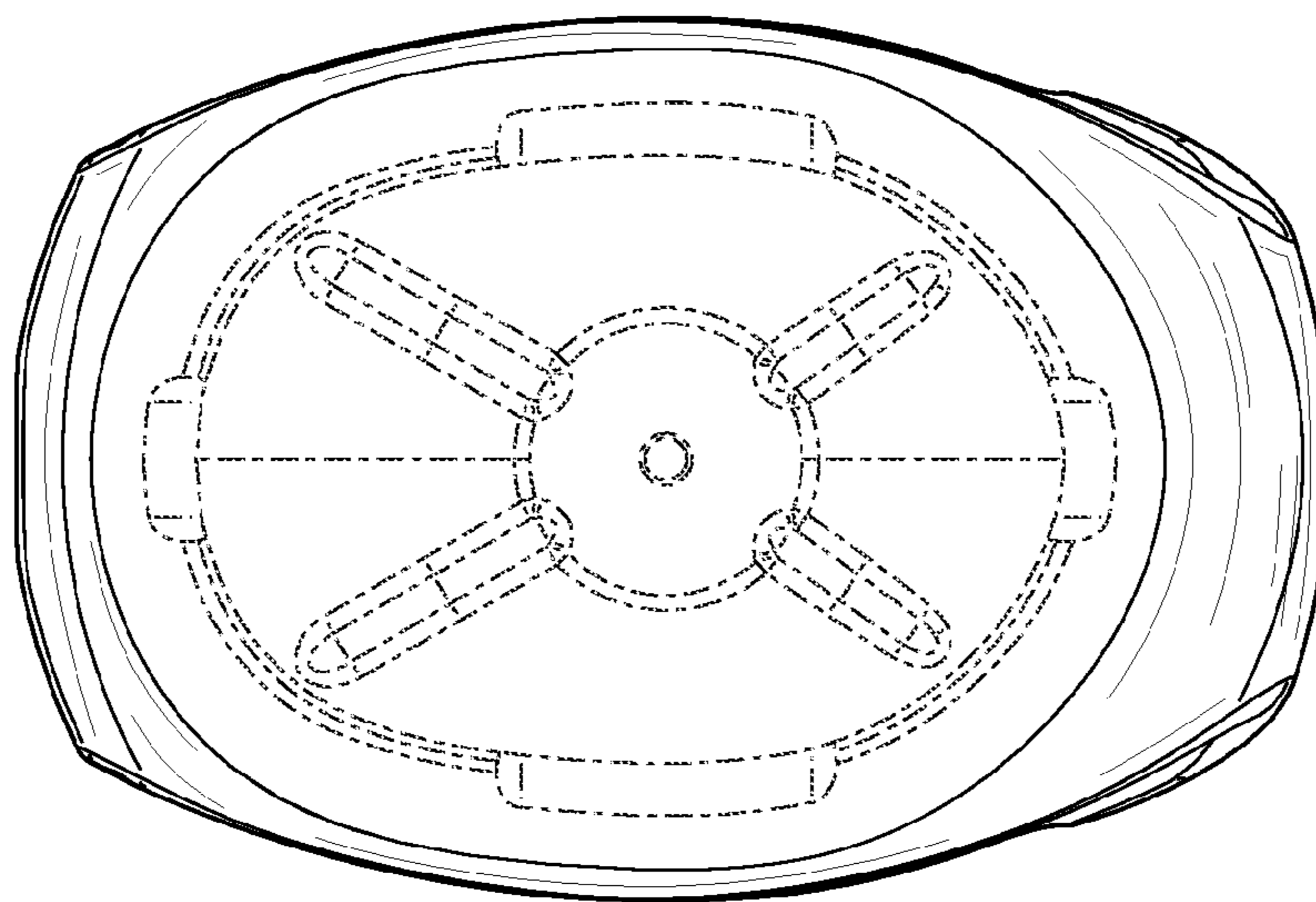


FIG. 8