



US00D632158S

(12) **United States Design Patent**
Yang et al.

(10) **Patent No.:** **US D632,158 S**

(45) **Date of Patent:** **** Feb. 8, 2011**

(54) **GROUND SPRING**

(75) Inventors: **Bing-Tao Yang**, Guang-Dong (CN);
Yin-Lung Wu, Tu-Cheng (TW);
Ming-Chiang Chen, Tu-Cheng (TW)

(73) Assignee: **Cheng Uei Precision Industry Co., Ltd.**, Tu-Cheng, Taipei Hsien (TW)

(**) Term: **14 Years**

(21) Appl. No.: **29/358,786**

(22) Filed: **Mar. 31, 2010**

(51) **LOC (9) Cl.** **08-05**

(52) **U.S. Cl.** **D8/349; D13/118**

(58) **Field of Classification Search** D8/349,
D8/330, 331, 339, 346, 353, 354, 367, 373,
D8/382, 394; D6/492, 504; D13/118, 199,
D13/133, 154; D25/199; 248/220.41, 220.42,
248/300, 475.1, 489, 491

See application file for complete search history.

(56) **References Cited**

U.S. PATENT DOCUMENTS

3,944,809	A *	3/1976	Moore et al.	362/328
D272,719	S *	2/1984	Skjaeveland	D8/394
4,474,394	A *	10/1984	Crepinsek	292/340
D285,270	S *	8/1986	Hannah et al.	D6/511
D296,186	S *	6/1988	Korn	D8/346

D327,214	S *	6/1992	Stuart	D8/373
D364,332	S *	11/1995	Sachs	D8/354
D376,747	S *	12/1996	Jackson	D8/330
D486,791	S *	2/2004	Franks, Jr.	D13/133
6,857,672	B1 *	2/2005	Drew, II	292/341.18
D522,452	S *	6/2006	Sugimoto	D13/119
7,232,195	B2 *	6/2007	Yang	312/333
2006/0196143	A1 *	9/2006	Roesset et al.	52/712

* cited by examiner

Primary Examiner—Prabhakar Deshmukh

Assistant Examiner—Derrick Holland

(74) *Attorney, Agent, or Firm*—Cheng-Ju Chiang

(57) **CLAIM**

The ornamental design for a ground spring, as shown and described.

DESCRIPTION

FIG. 1 is a perspective view of a ground spring showing our new design;

FIG. 2 is a front elevational view thereof;

FIG. 3 is a rear elevational view thereof;

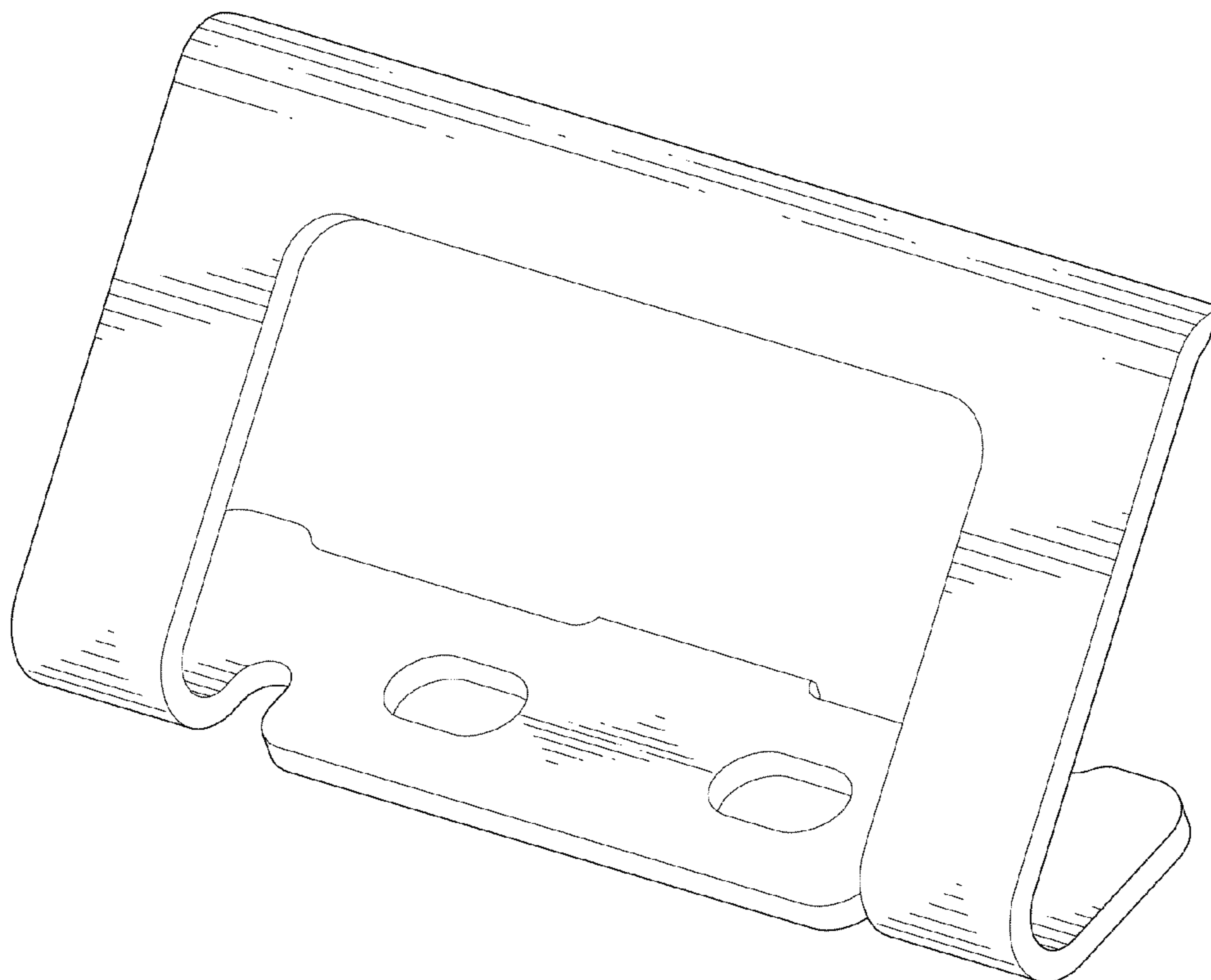
FIG. 4 is a left side elevational view thereof;

FIG. 5 is a right side elevational view thereof;

FIG. 6 is a top plan view thereof; and,

FIG. 7 is a bottom plan view thereof.

1 Claim, 7 Drawing Sheets






FIG. 1




FIG. 2




FIG. 3

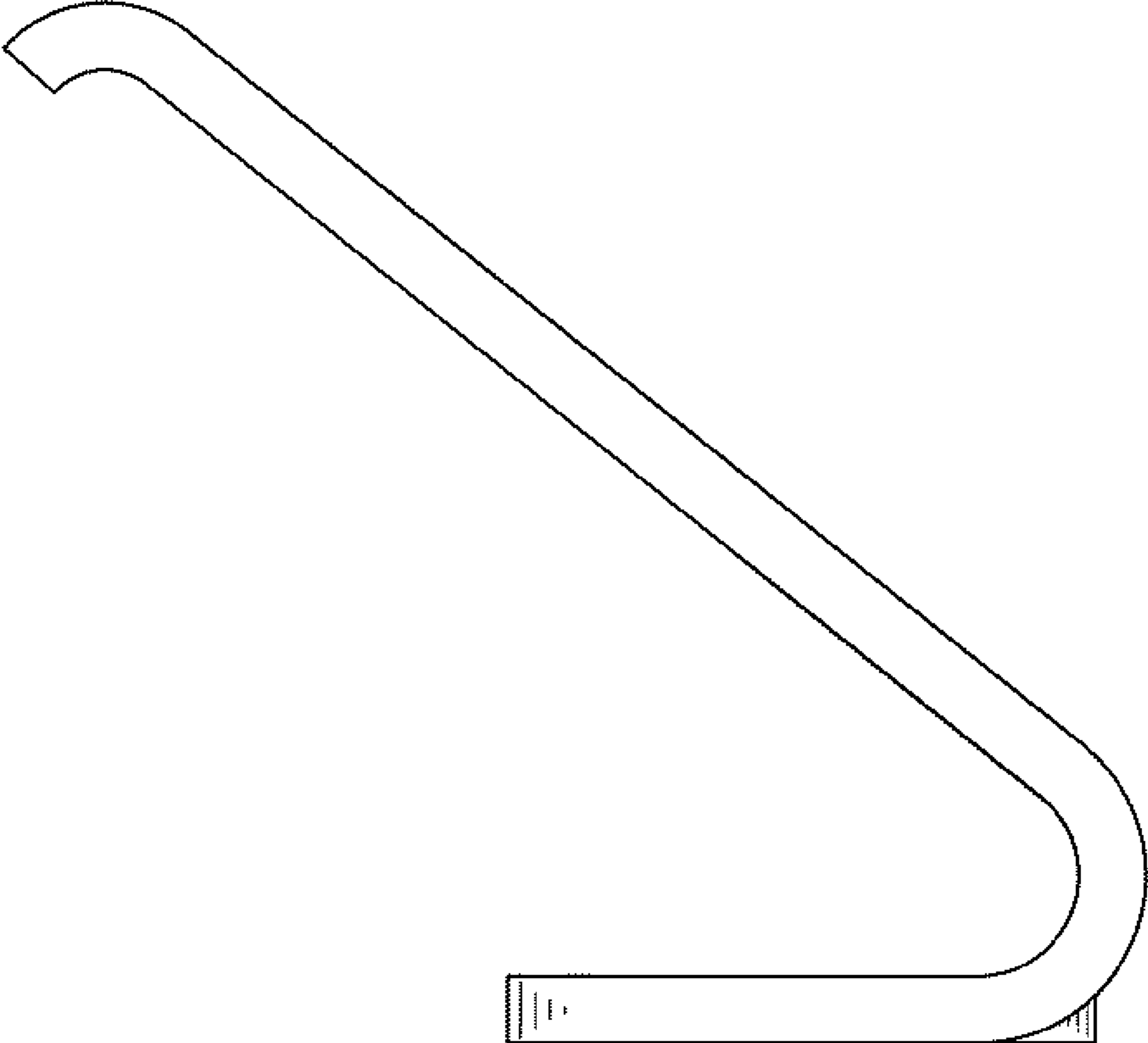


FIG. 4

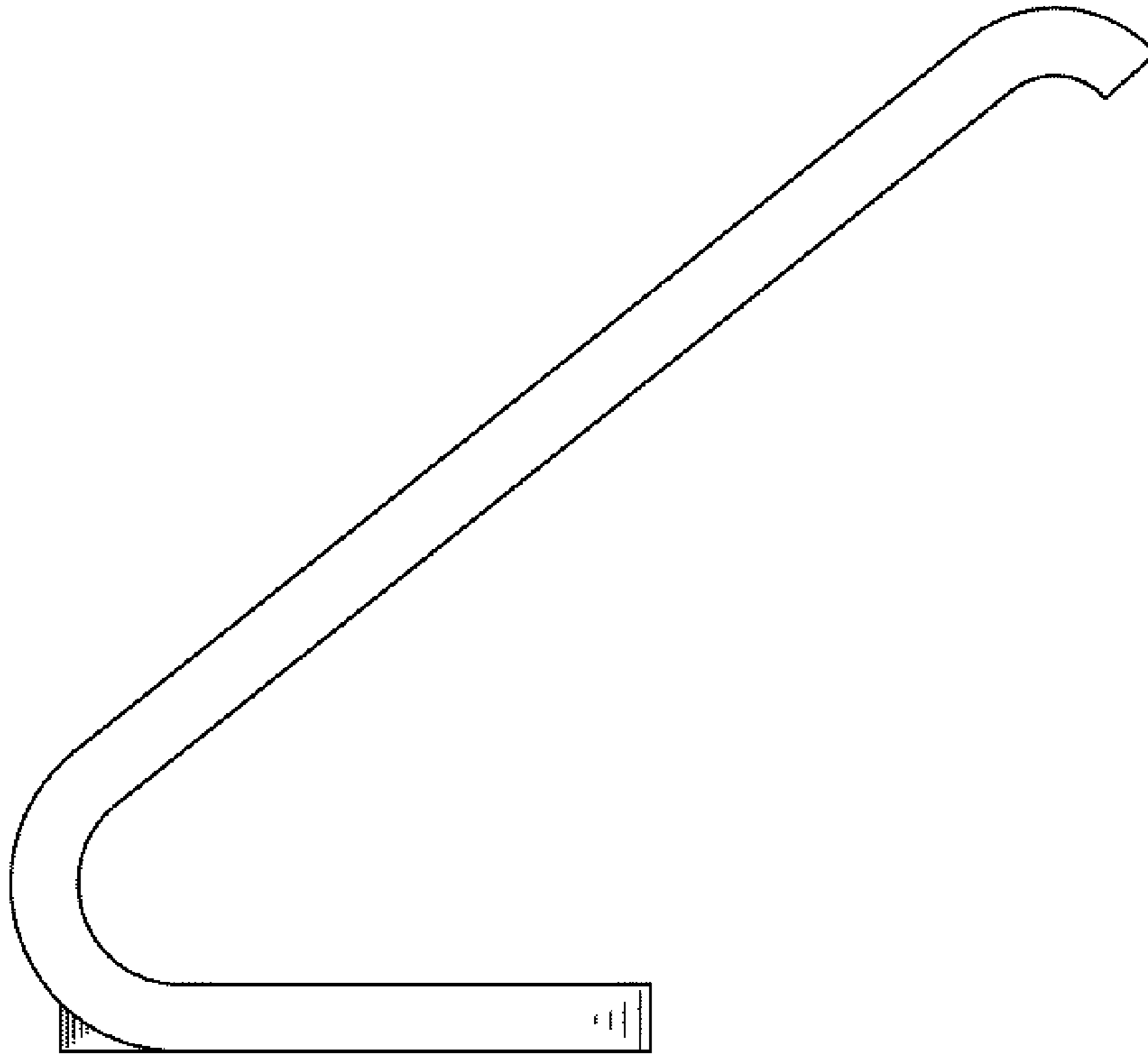


FIG. 5

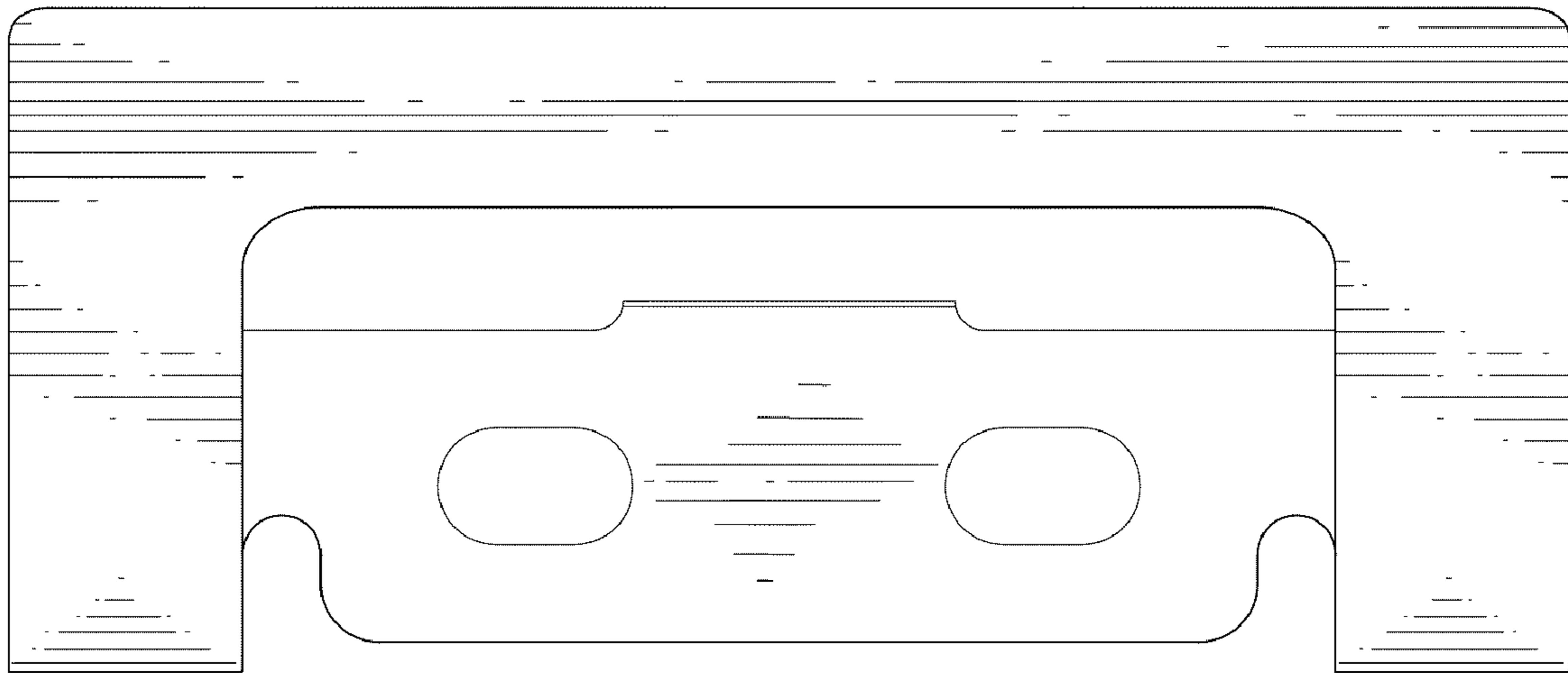


FIG. 6




FIG. 7