

US00D632141S

(12) **United States Design Patent**  
**Zemel**

(10) **Patent No.:** **US D632,141 S**

(45) **Date of Patent:** **\*\* \*Feb. 8, 2011**

(54) **MEAT TENDERIZER**

2005/0239388 A1 10/2005 Gorowski

(75) Inventor: **Marc Zemel**, Melville, NY (US)

\* cited by examiner

(73) Assignee: **Mr. Bar-B-Q-, Inc.**, Old Bethpage, NY (US)

*Primary Examiner*—Ian Simmons

*Assistant Examiner*—Dana L Sipos

(74) *Attorney, Agent, or Firm*—Seth Natter; Natter & Natter

(\* ) Notice: This patent is subject to a terminal disclaimer.

(57) **CLAIM**

(\*\*) Term: **14 Years**

The ornamental design for a meat tenderizer, as shown and described.

(21) Appl. No.: **29/350,261**

**DESCRIPTION**

(22) Filed: **Nov. 13, 2009**

(51) **LOC (9) Cl.** ..... **07-06**

FIG. 1 is a front elevational view of a meat tenderizer showing my new design;

(52) **U.S. Cl.** ..... **D7/683**

FIG. 2 is a rear elevational view thereof;

(58) **Field of Classification Search** ..... D7/368,

FIG. 3 is a side elevational view thereof, the opposite side being a mirror image;

D7/669, 682–683, 693, 695–696, 381–382;  
30/114, 142, 286, 298.4, 314–316, 340; 241/168–169,  
241/169.1–169.2, 285.1; 252/102, 141, 145–147

FIG. 4 is a top plan view thereof;

See application file for complete search history.

FIG. 5 is a bottom view thereof; and,

(56) **References Cited**

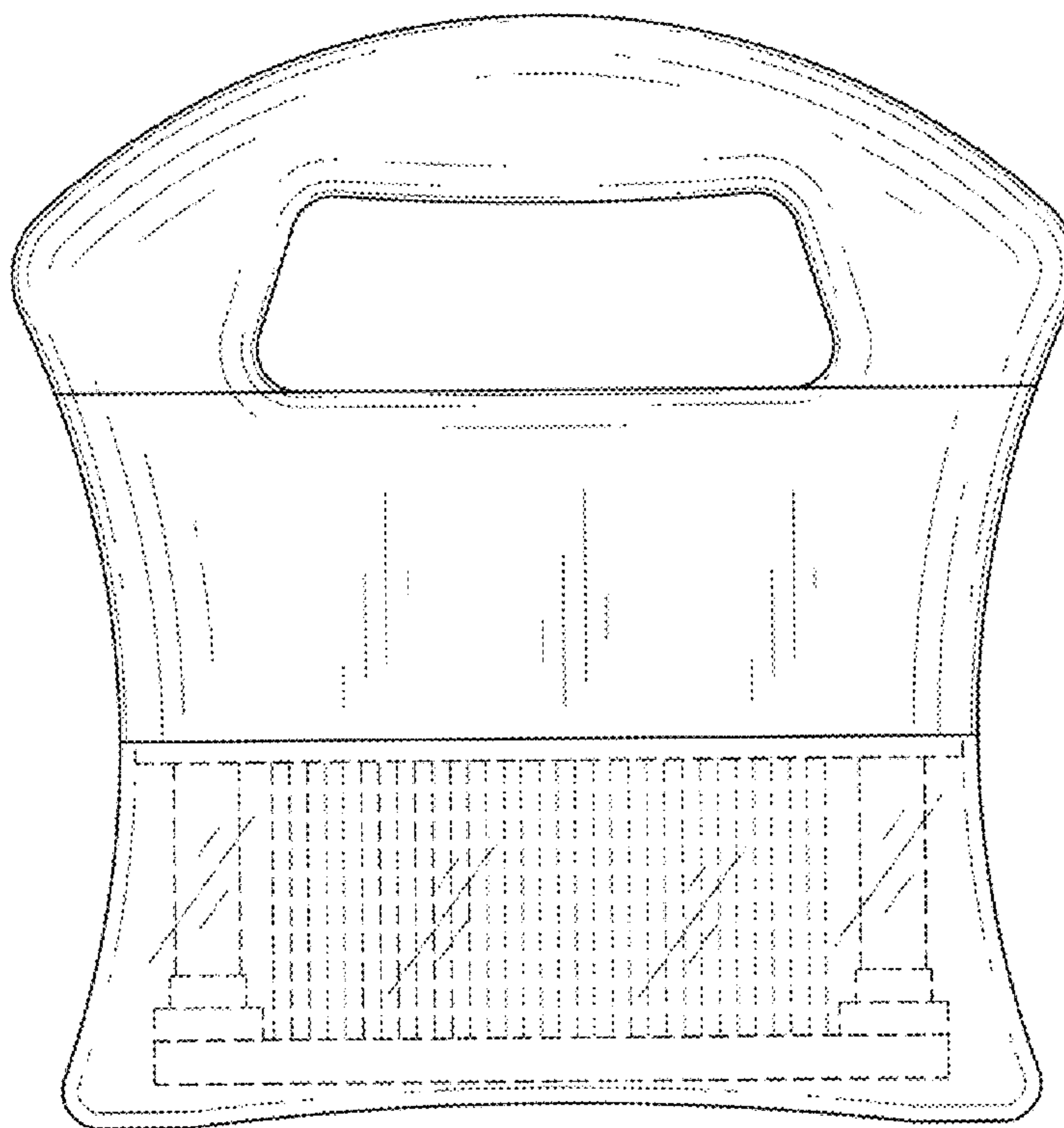
FIG. 6 is a front devotional view of an alternate embodiment wherein the base cover is opaque, as opposed to being transparent.

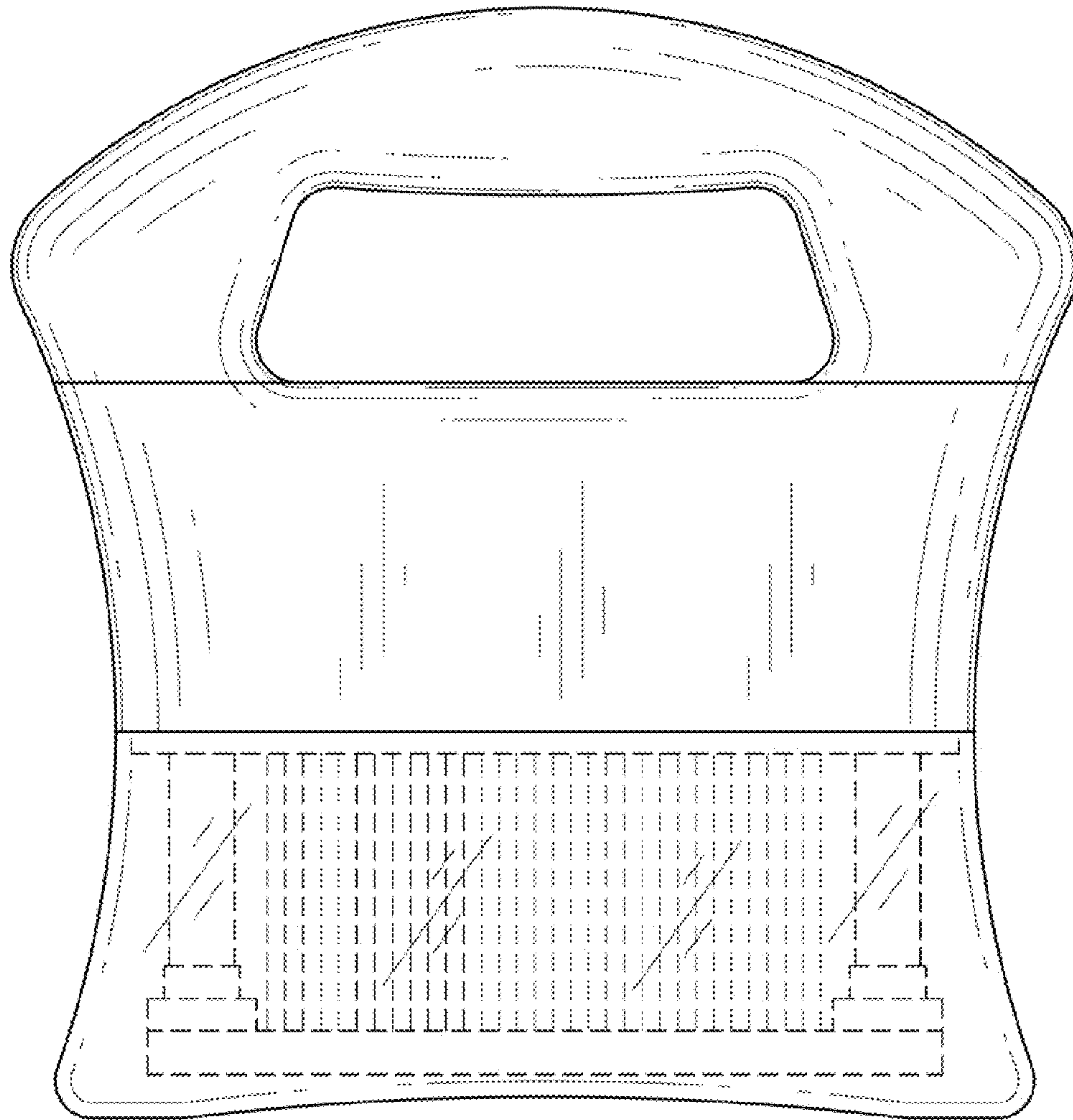
**U.S. PATENT DOCUMENTS**

D229,274 S	11/1973	Allinquant	
4,199,841 A	4/1980	Jaccard	
D276,685 S	12/1984	Jaccard	
D495,923 S	9/2004	Zemel	
6,948,670 B2	9/2005	Kujawski	
D521,820 S *	5/2006	Kujawski et al.	D7/682
D598,719 S *	8/2009	Zemel	D7/682

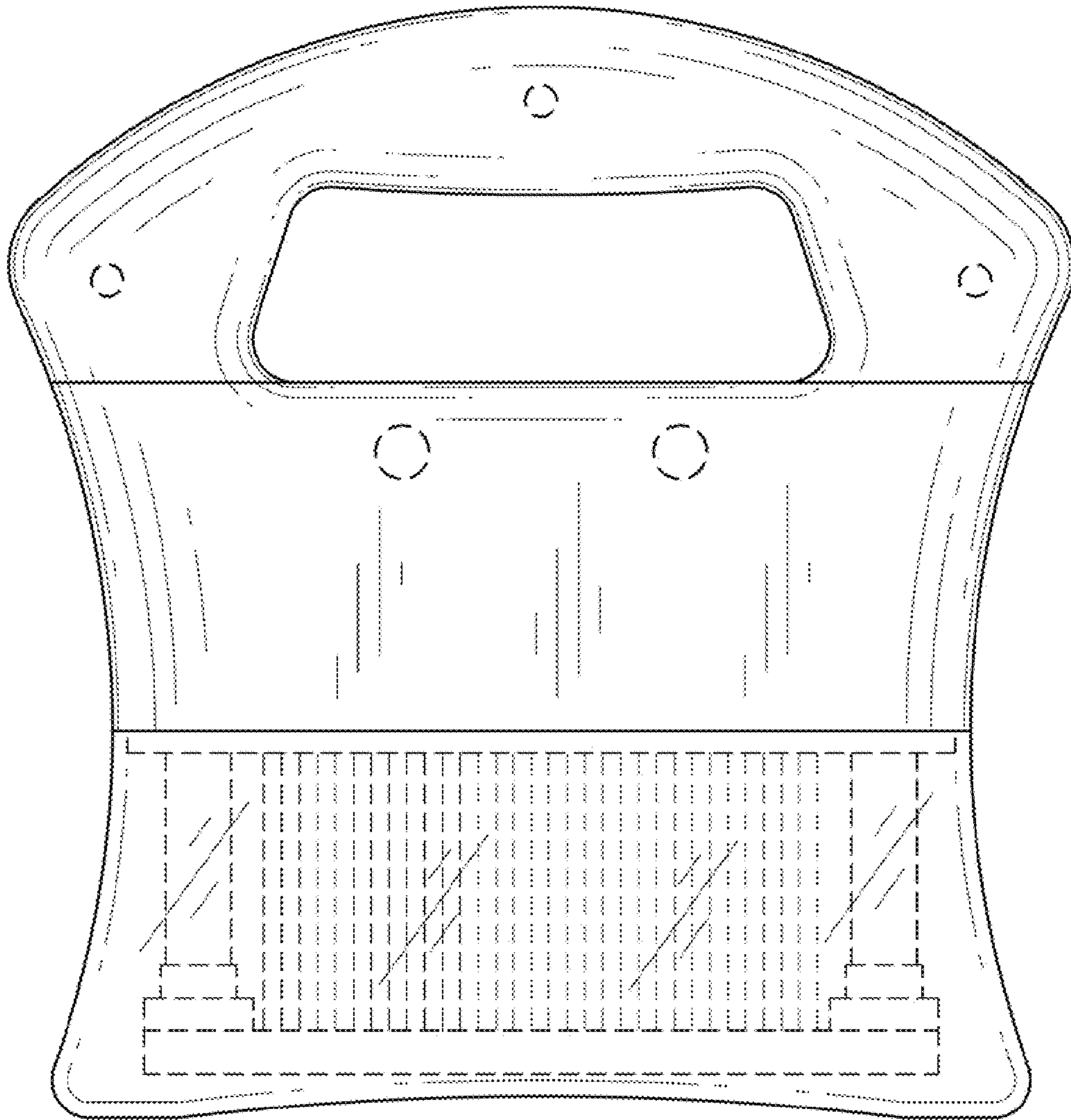
The portions shown in dashed lines form no part of the claimed design; the top, bottom, rear and side views of the alternate embodiment are identical to the corresponding views of the first embodiment, with the base cover being opaque, however.

**1 Claim, 4 Drawing Sheets**

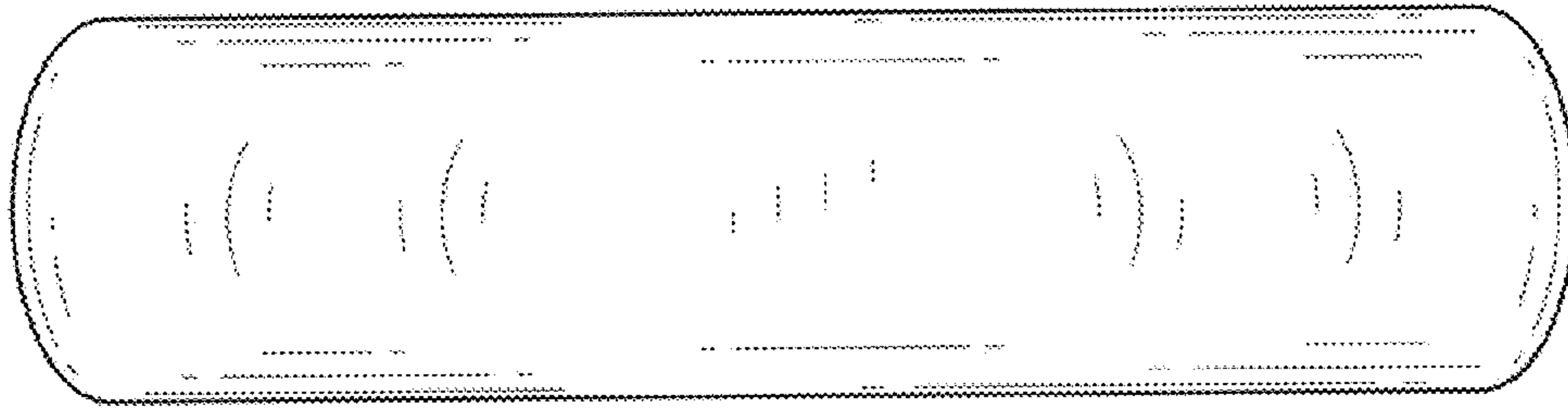





*Fig. 1*



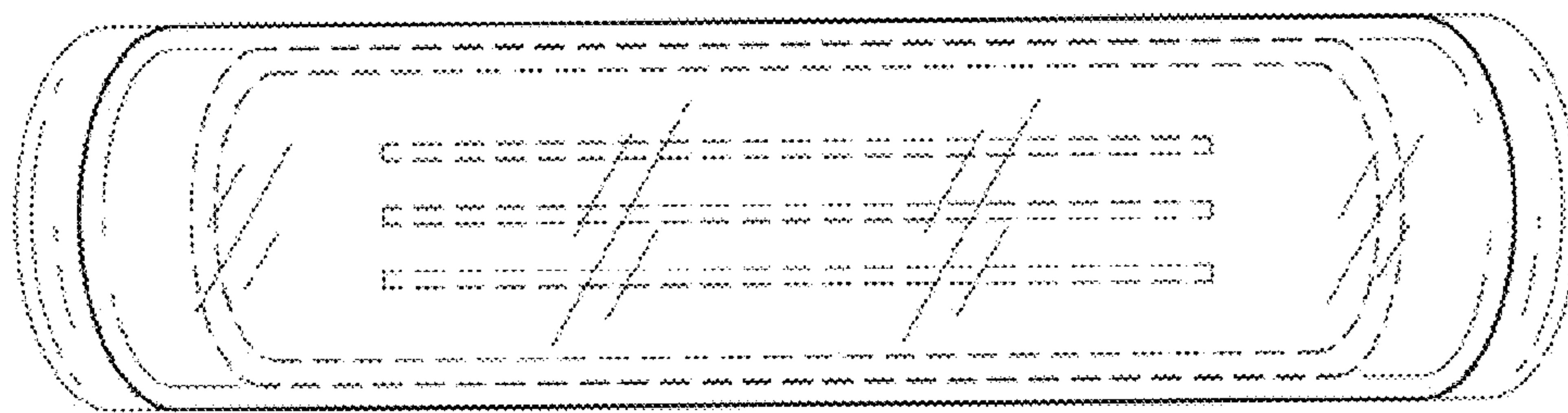
*Fig. 2*



*Fig. 4*




*Fig. 3*



*Fig. 5*





*Fig. 6*