



US00D632126S

(12) **United States Design Patent**
Tetreault

(10) **Patent No.:** **US D632,126 S**
(45) **Date of Patent:** **** Feb. 8, 2011**

(54) **GRILL**

(75) Inventor: **Joel Tetreault**, Roswell, GA (US)

(73) Assignee: **Calphalon Corporation**, Atlanta, GA (US)

(**) Term: **14 Years**

(21) Appl. No.: **29/337,254**

(22) Filed: **May 18, 2009**

D527,941 S *	9/2006	Serra	D7/352
D528,350 S *	9/2006	McHutchison	D7/352
D546,619 S *	7/2007	McHutchison et al.	D7/352
D581,202 S *	11/2008	Tetreault et al.	D7/352
D588,858 S *	3/2009	Tetreault et al.	D7/352
D592,444 S *	5/2009	Tetreault	D7/352
D622,538 S *	8/2010	Hoare et al.	D7/352
2005/0139086 A1 *	6/2005	McHutchison	99/389
2007/0017384 A1 *	1/2007	Serra	99/372

Related U.S. Application Data

(63) Continuation-in-part of application No. 29/326,996, filed on Oct. 28, 2008, now Pat. No. Des. 592,444, which is a continuation-in-part of application No. 29/290,678, filed on Jan. 2, 2008, now Pat. No. Des. 585,235, and a continuation-in-part of application No. 29/290,677, filed on Jan. 2, 2008, now Pat. No. Des. 590,204, and a continuation-in-part of application No. 29/290,666, filed on Dec. 31, 2007, now Pat. No. Des. 590,205, and a continuation-in-part of application No. 29/299,643, filed on Dec. 31, 2007, now Pat. No. Des. 581,202, and a continuation-in-part of application No. 29/299,642, filed on Dec. 31, 2007, now Pat. No. Des. 588,858.

(51) **LOC (9) Cl.** **07-02**

(52) **U.S. Cl.** **D7/352**

(58) **Field of Classification Search** D7/323, D7/328-332, 334-341, 347-348, 350.1, 351-363; 99/324-325, 331, 339-340, 349, 353, 369, 99/372-377, 385-389, 392, 425, 444; 219/524-525, 219/620-622, 732-734

See application file for complete search history.

(56) **References Cited**

U.S. PATENT DOCUMENTS

D509,703 S * 9/2005 Barker D7/352

* cited by examiner

Primary Examiner—Ricky Pham

(74) *Attorney, Agent, or Firm*—Lempia Braidwood LLC

(57) **CLAIM**

The ornamental design for a grill, as shown and described.

DESCRIPTION

FIG. 1 is a perspective view of a grill according to the present invention.

FIG. 2 is a front view of the grill of FIG. 1.

FIG. 3 is a side view of the grill of FIG. 1 shown in an open position, the opposite side view being a mirror image thereof.

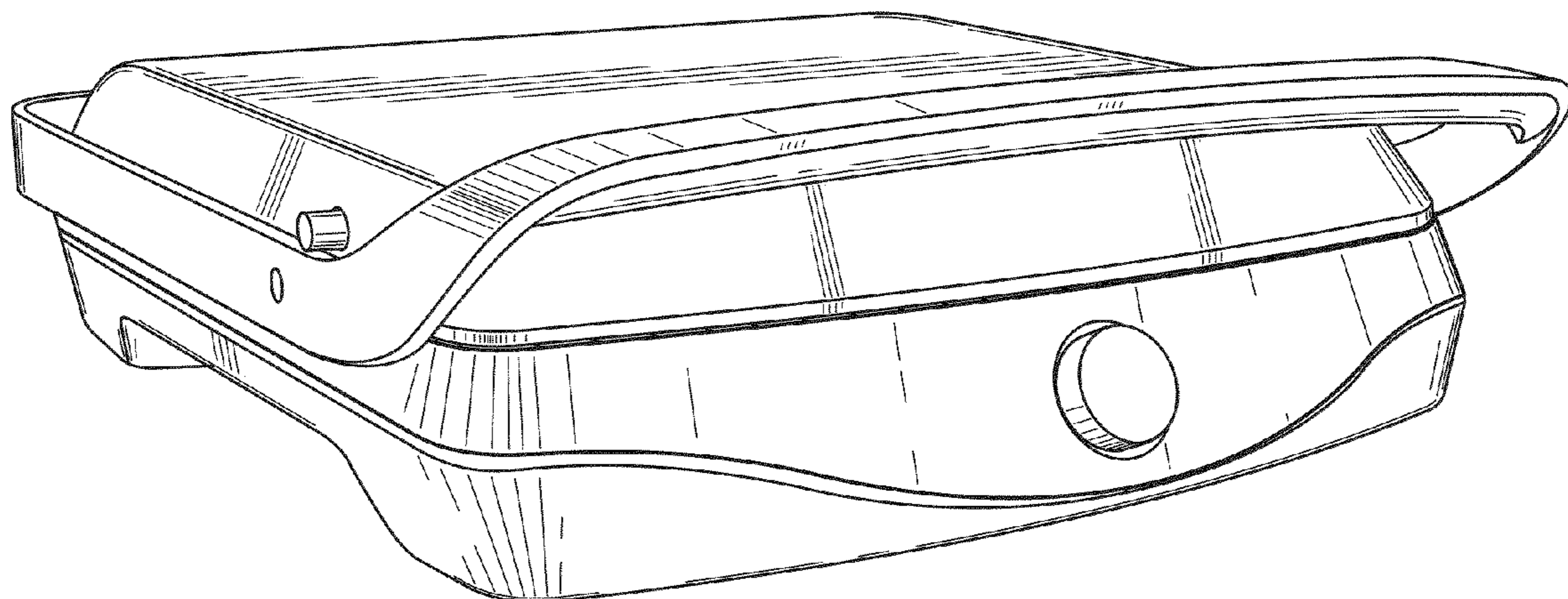
FIG. 4 is a side view of the grill of FIG. 1 shown in a closed position, the opposite side view being a mirror image thereof.

FIG. 5 is a rear view of the grill of FIG. 1; and,

FIG. 6 is a top view of the grill of FIG. 1.

The claimed grill design can be used on grills for making, among other things, Panini sandwiches.

1 Claim, 4 Drawing Sheets



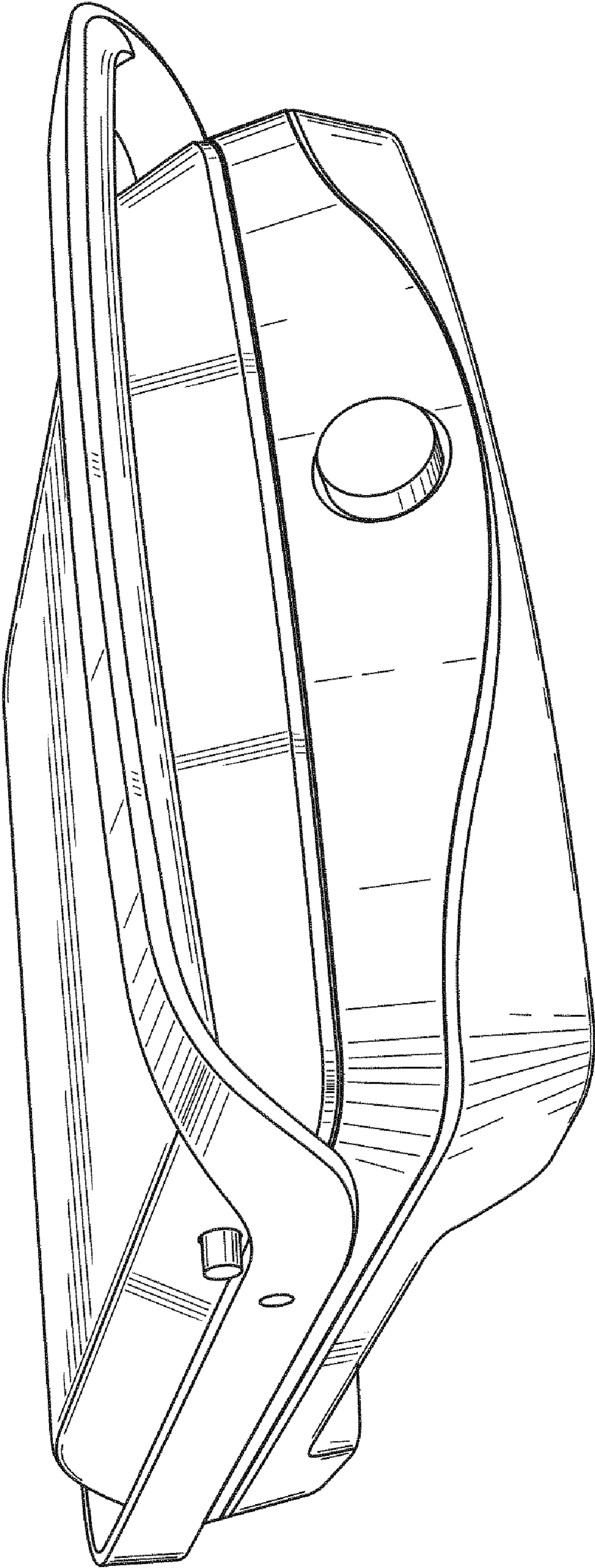


Fig. 1

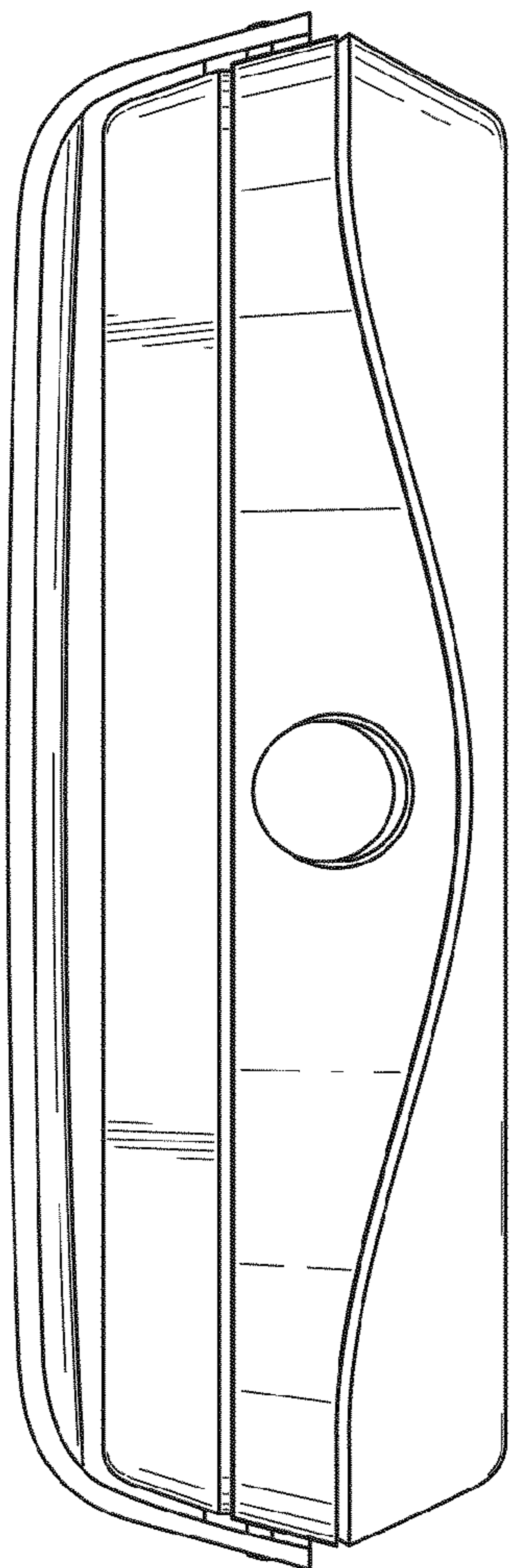


Fig. 2

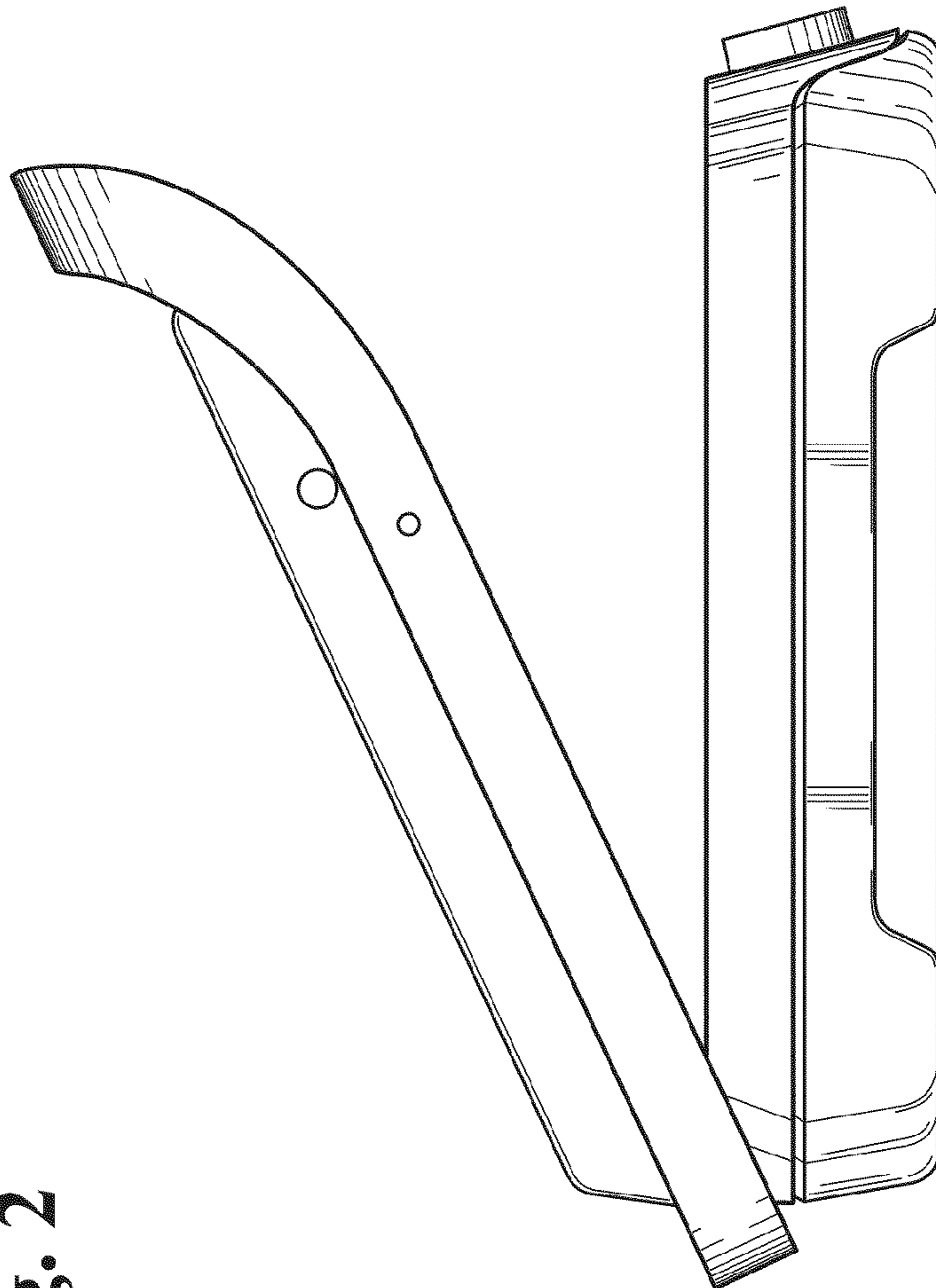


Fig. 3

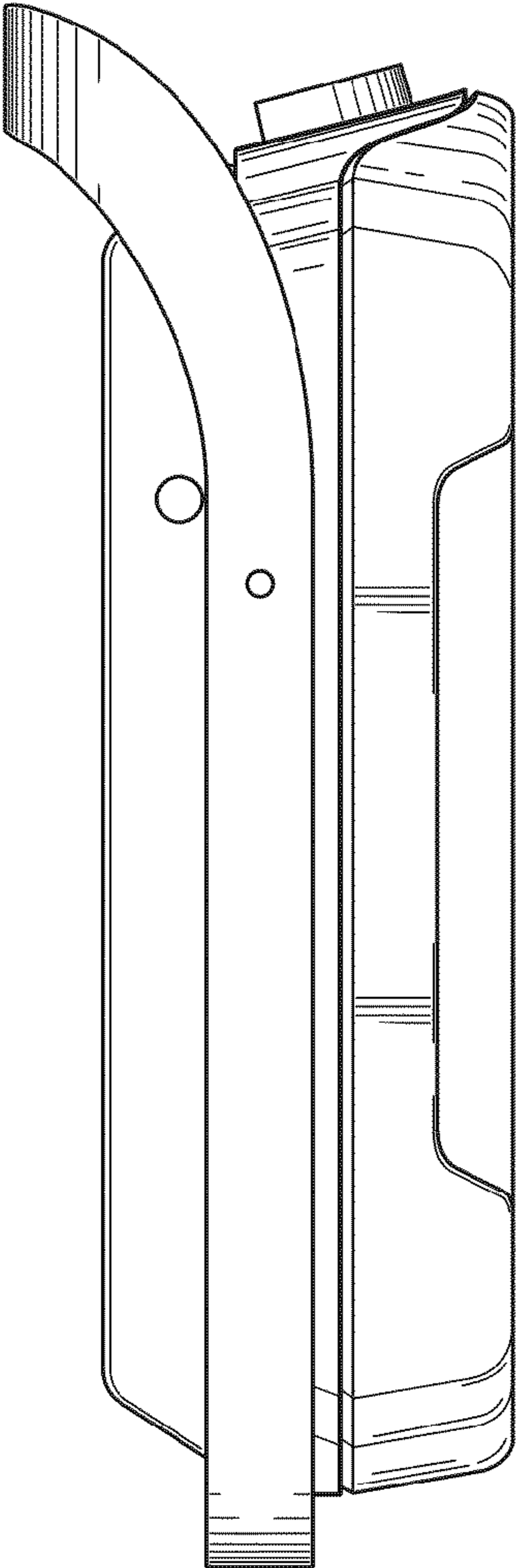


Fig. 4

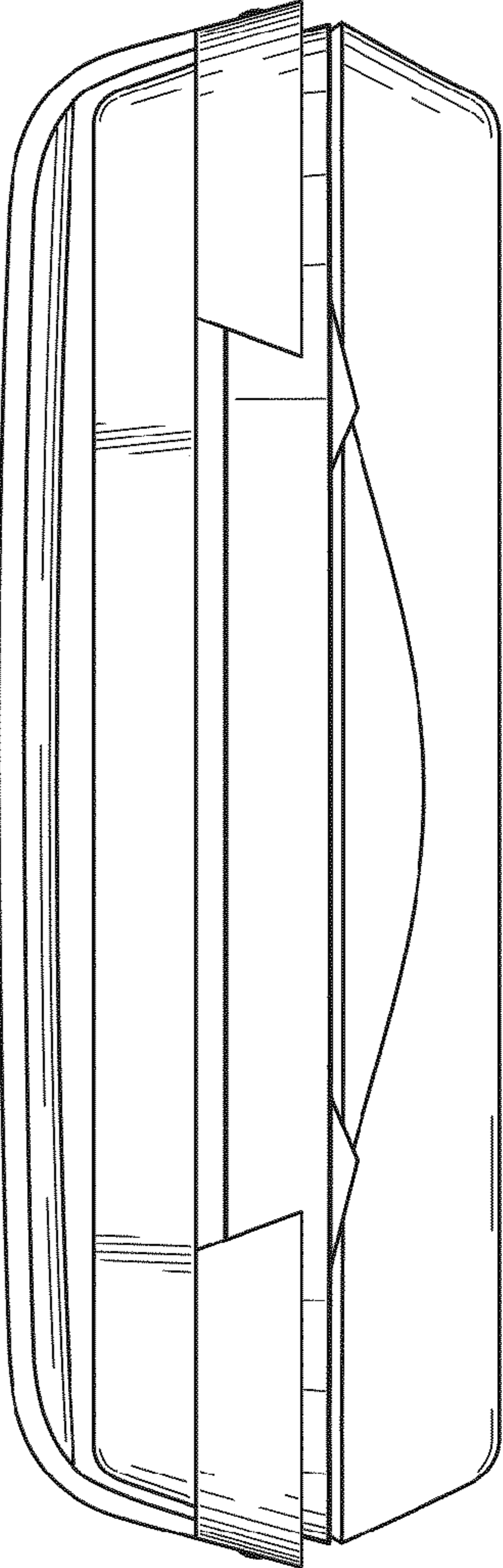


Fig. 5

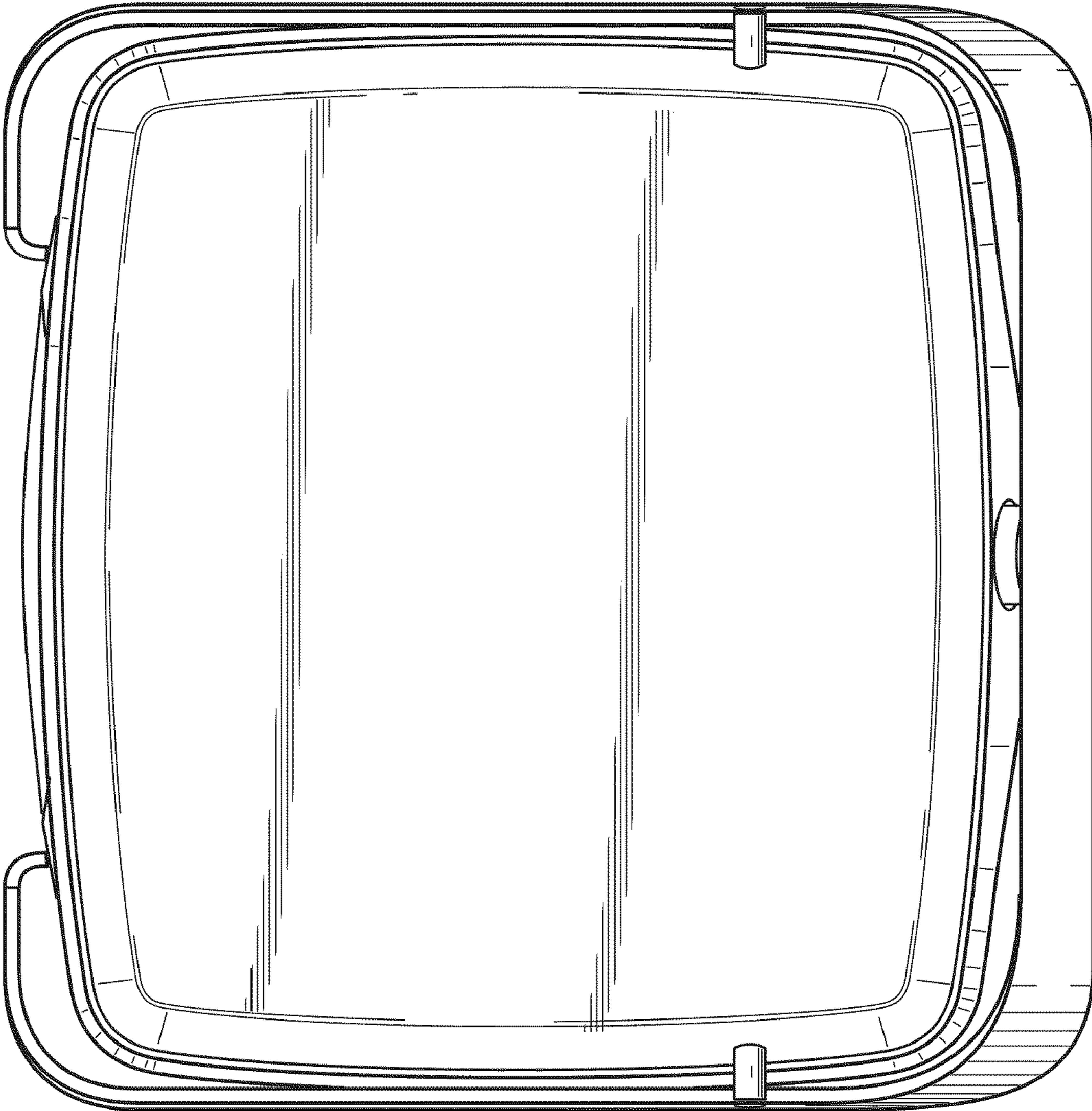


Fig. 6