



US00D632107S

(12) **United States Design Patent**
Diciolla

(10) **Patent No.:** **US D632,107 S**

(45) **Date of Patent:** **** *Feb. 8, 2011**

(54) **ROLL HOLDER**

(76) Inventor: **Daniel J. Diciolla**, 17942 Hancock Bluff Rd., Dade City, FL (US) 33523

D356,225 S * 3/1995 Coggins et al. D6/520
D372,823 S * 8/1996 Kerschreiter D6/520
D452,094 S * 12/2001 Akin D6/515
7,322,544 B2 * 1/2008 Collins D6/523

(*) Notice: This patent is subject to a terminal disclaimer.

* cited by examiner

(**) Term: **14 Years**

Primary Examiner—Brian N Vinson

(74) *Attorney, Agent, or Firm*—Edward P Dutkiewicz

(21) Appl. No.: **29/313,932**

(57) **CLAIM**

(22) Filed: **Feb. 19, 2009**

The ornamental design for a roll holder, as shown and described.

(51) **LOC (9) Cl.** **20-02**

(52) **U.S. Cl.** **D6/518**

(58) **Field of Classification Search** D6/515–523;
D3/201, 203.5, 227, 315; 211/13.1, 85.5,
211/16, 89.01; 242/170, 422.6, 570; 206/389,
206/390, 395, 396, 400, 409

See application file for complete search history.

DESCRIPTION

FIG. 1 is a top plan view of the roll holder, showing my new design;

FIG. 2 is a bottom plan view of the roll holder;

FIG. 3 is a Right Side elevational view thereof, with the Left Side elevational view being a mirror image thereof

FIG. 4 is a front elevational view thereof;

FIG. 5 is a rear elevational view thereof; and,

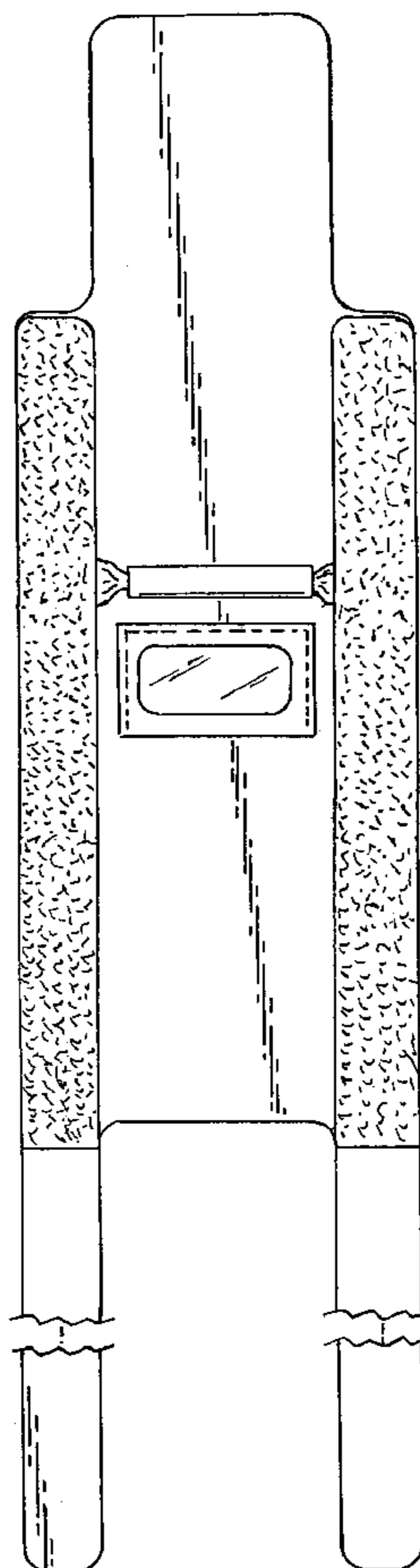
FIG. 6 is a side perspective view of the device.

(56) **References Cited**

U.S. PATENT DOCUMENTS

4,739,943 A * 4/1988 Geller 206/389
D308,445 S * 6/1990 Loughridge D6/518
D311,106 S * 10/1990 Jaber D6/520

1 Claim, 3 Drawing Sheets



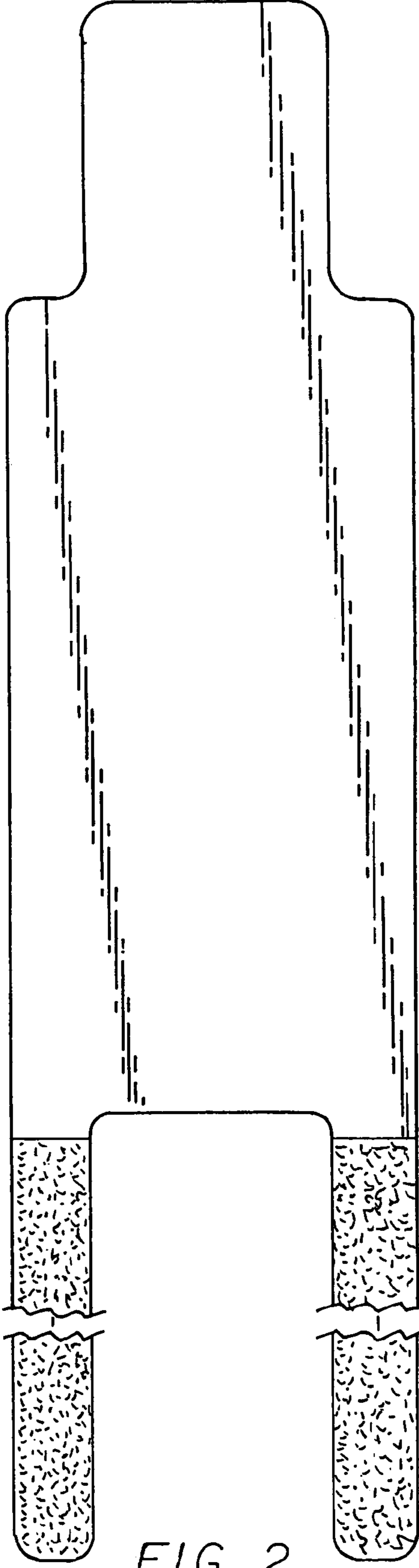
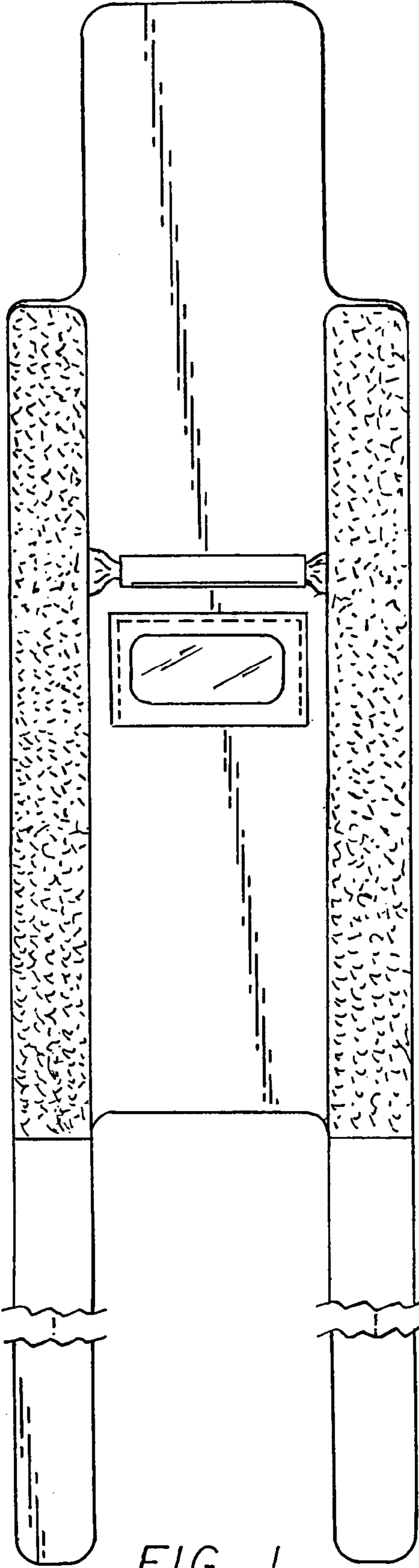


FIG 3




FIG 4


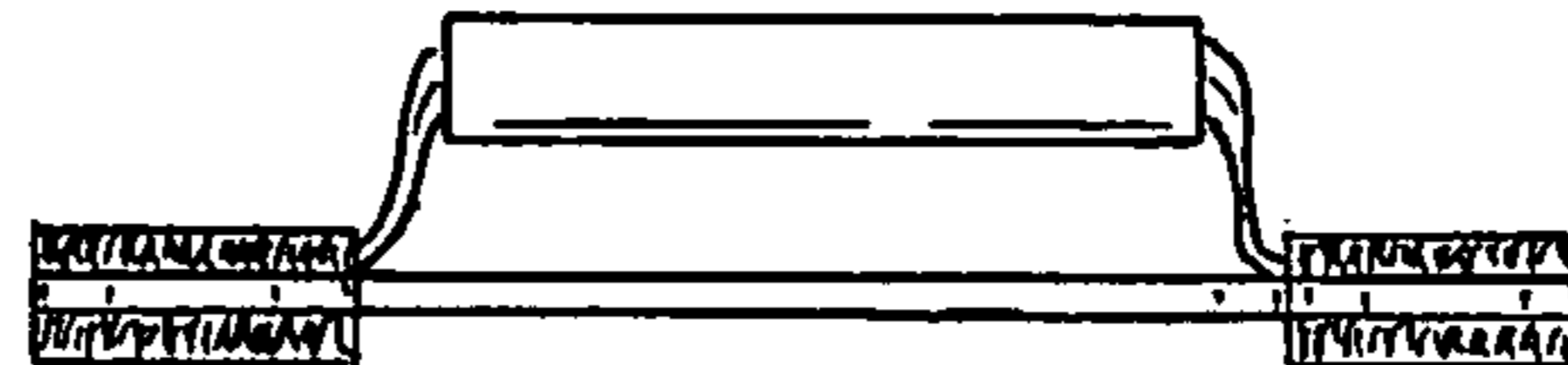


FIG 5



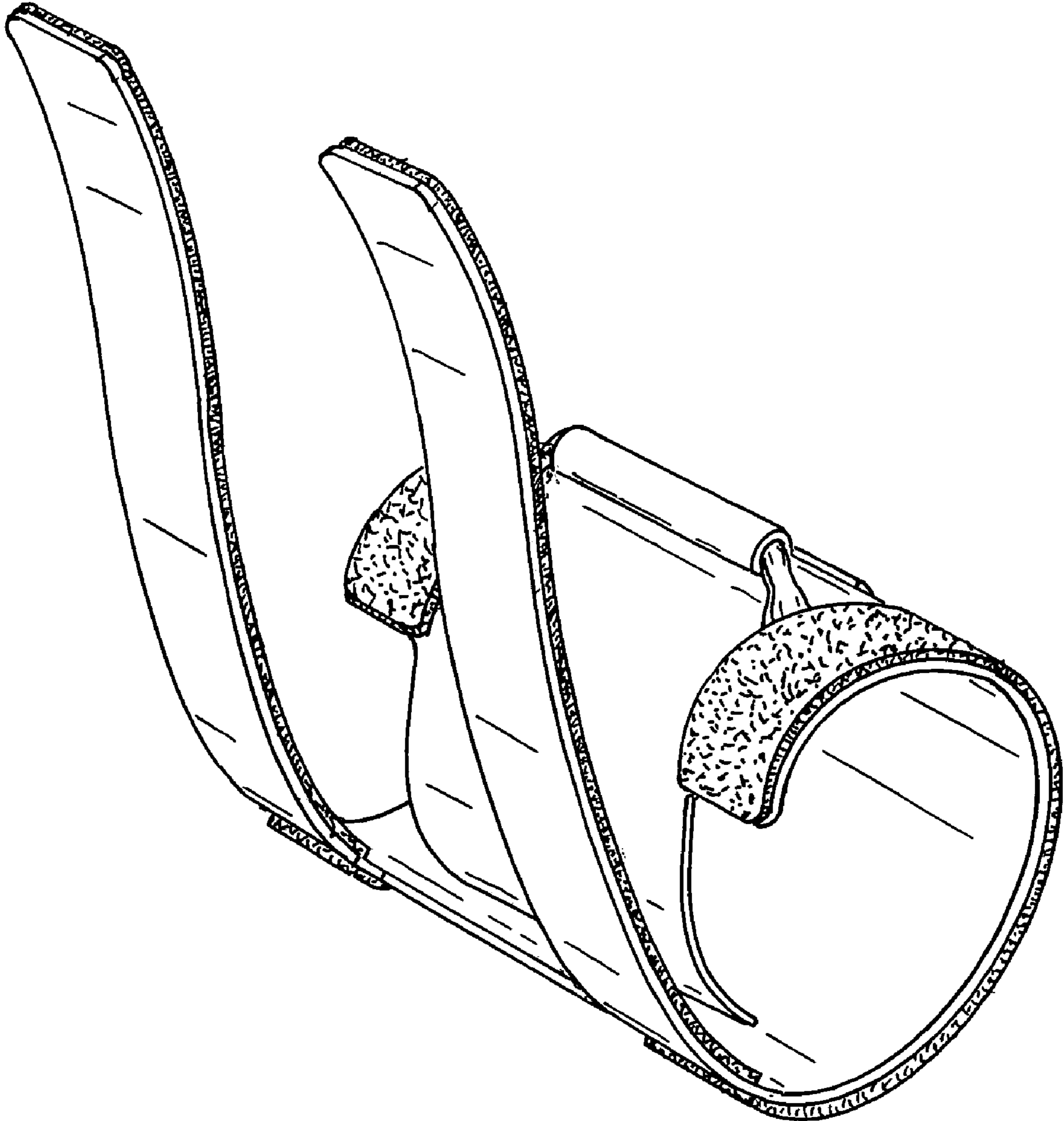


FIG 6