



US00D632104S

(12) **United States Design Patent**
Marousek

(10) **Patent No.:** **US D632,104 S**
(45) **Date of Patent:** **** Feb. 8, 2011**

(54) **END FRAME FOR A BENCH**
(75) Inventor: **Bryan R. Marousek**, Belair, MD (US)
(73) Assignee: **DuMor Corporation**, Mifflintown, PA (US)
(**) Term: **14 Years**
(21) Appl. No.: **29/364,916**
(22) Filed: **Jun. 30, 2010**

D528,831 S * 9/2006 Rizzi D6/500
D534,021 S * 12/2006 Rizzi D6/500
D572,047 S * 7/2008 Weimer et al. D6/491

OTHER PUBLICATIONS

DuMor Site Furnishings 2010 Catalog, pp. 38-61 illustrate end frames (Model 185PL shown on p. 58 is the commercial embodiment of the ornamental design applied for, and is not a prior art reference).

* cited by examiner

Primary Examiner—Sandra Snapp

(74) *Attorney, Agent, or Firm*—Hooker & Habib, P.C.

(51) **LOC (9) Cl.** **06-01**
(52) **U.S. Cl.** **D6/492**
(58) **Field of Classification Search** D6/334,
D6/361, 369, 374, 381, 492, 495, 500–502;
297/63, 94, 232, 233, 248, 283.1, 283.2,
297/535, 354.1, 445.1, 446.1, 448.1; 5/12.1,
5/12.2

(57) **CLAIM**

The ornamental design for an end frame for a bench, as shown and described.

See application file for complete search history.

DESCRIPTION

FIG. 1 is a front and side perspective view of an end frame for a bench showing my new design;

FIG. 2 is a side elevation view of the end frame of FIG. 1;

FIG. 3 is an opposite side elevation view of the end frame of FIG. 1;

FIG. 4 is a top plan view of the end frame of FIG. 1; and,

FIG. 5 is a bottom plan view of the end frame of FIG. 1.

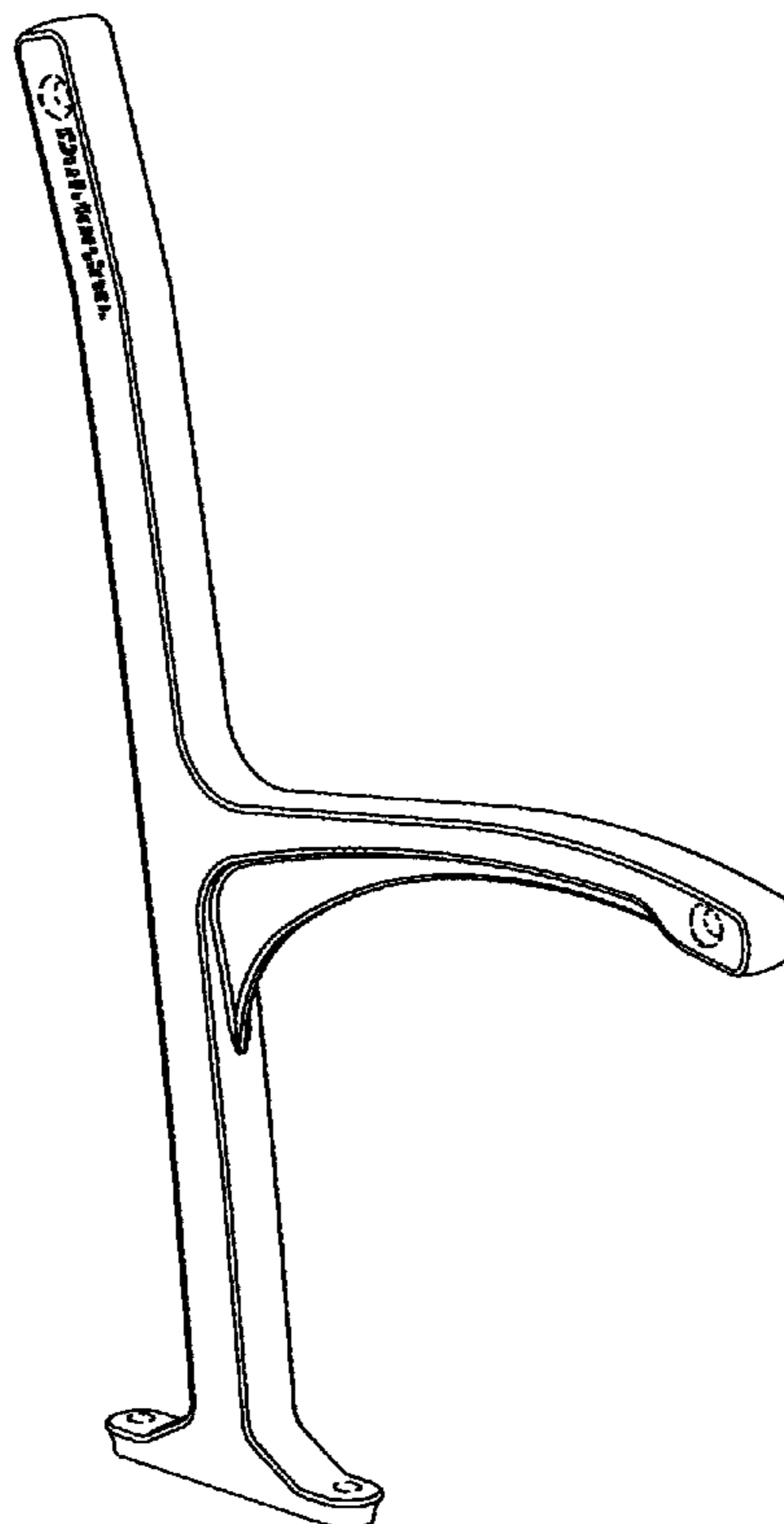
The features shown in broken lines in the figures are for illustrative purposes only and form no part of the claimed design.

(56) **References Cited**

U.S. PATENT DOCUMENTS

3,124,390 A * 3/1964 Eames et al. 297/452.19
D509,675 S * 9/2005 Reza-Hadden D6/381
D522,281 S * 6/2006 Schiefer et al. D6/495
D522,283 S * 6/2006 Schiefer et al. D6/495
D523,666 S * 6/2006 Schiefer et al. D6/495
D526,147 S * 8/2006 Schiefer et al. D6/500
D526,149 S * 8/2006 Schiefer et al. D6/501
D526,518 S * 8/2006 Schiefer et al. D6/501

1 Claim, 4 Drawing Sheets



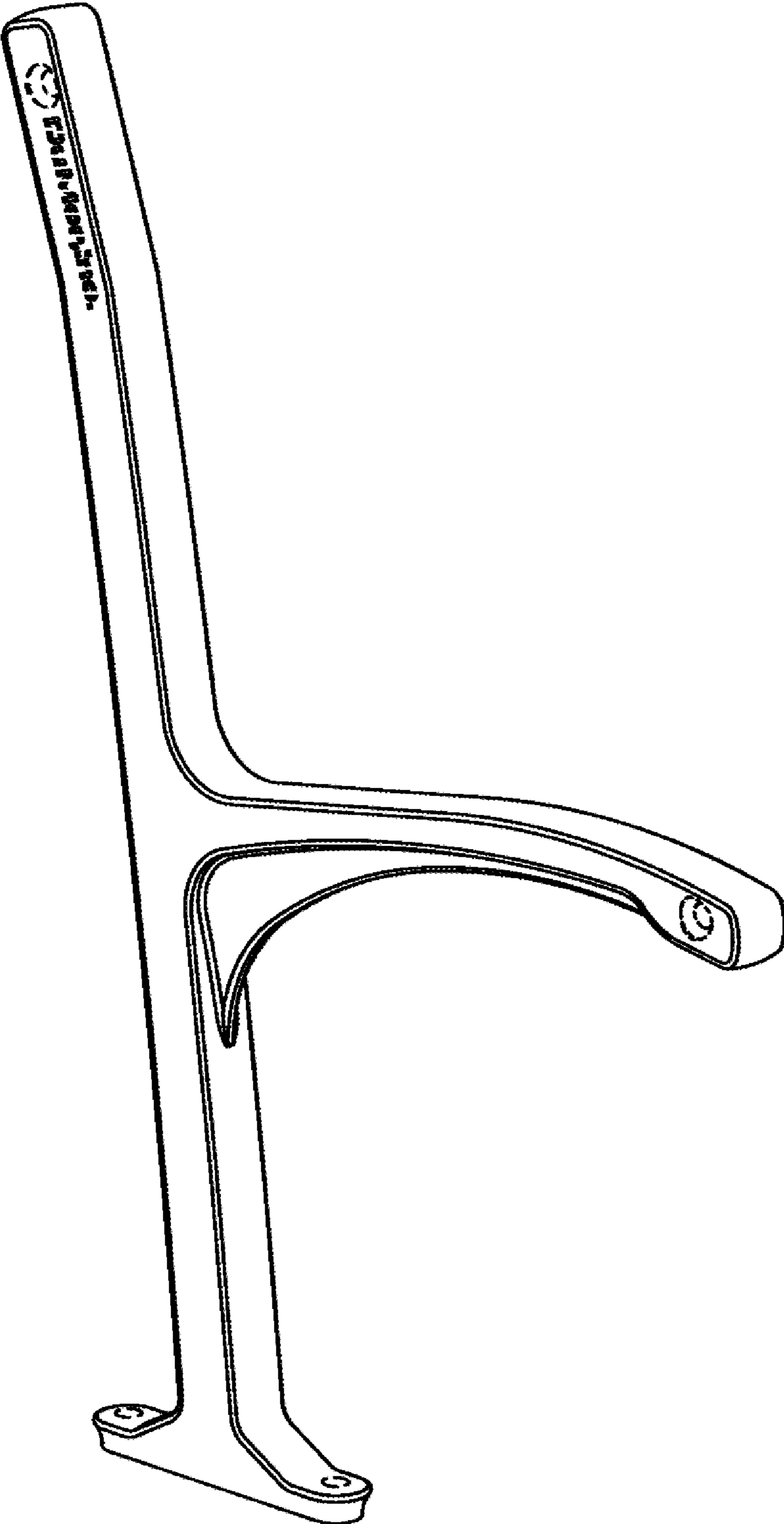


FIG. 1

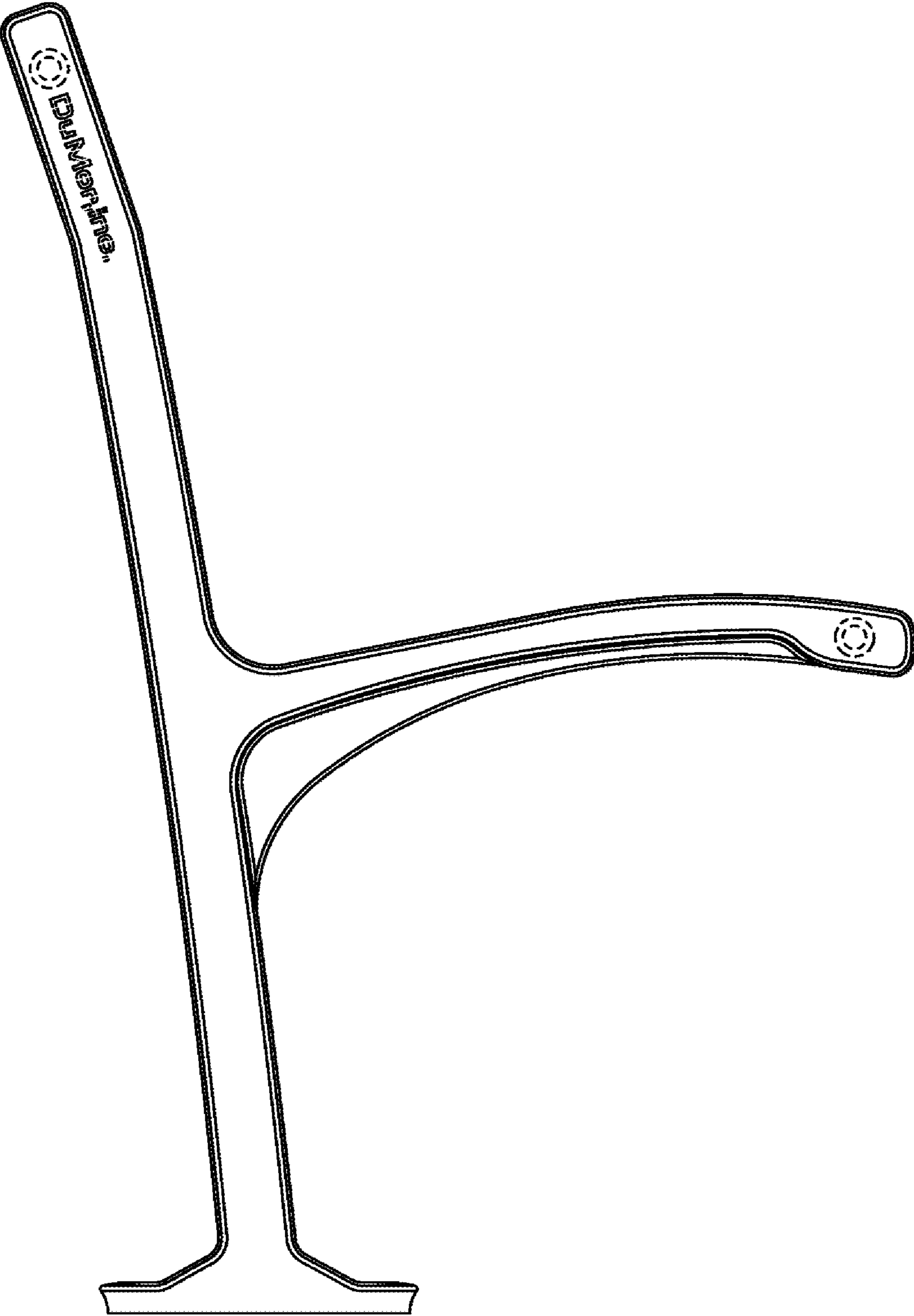


FIG. 2

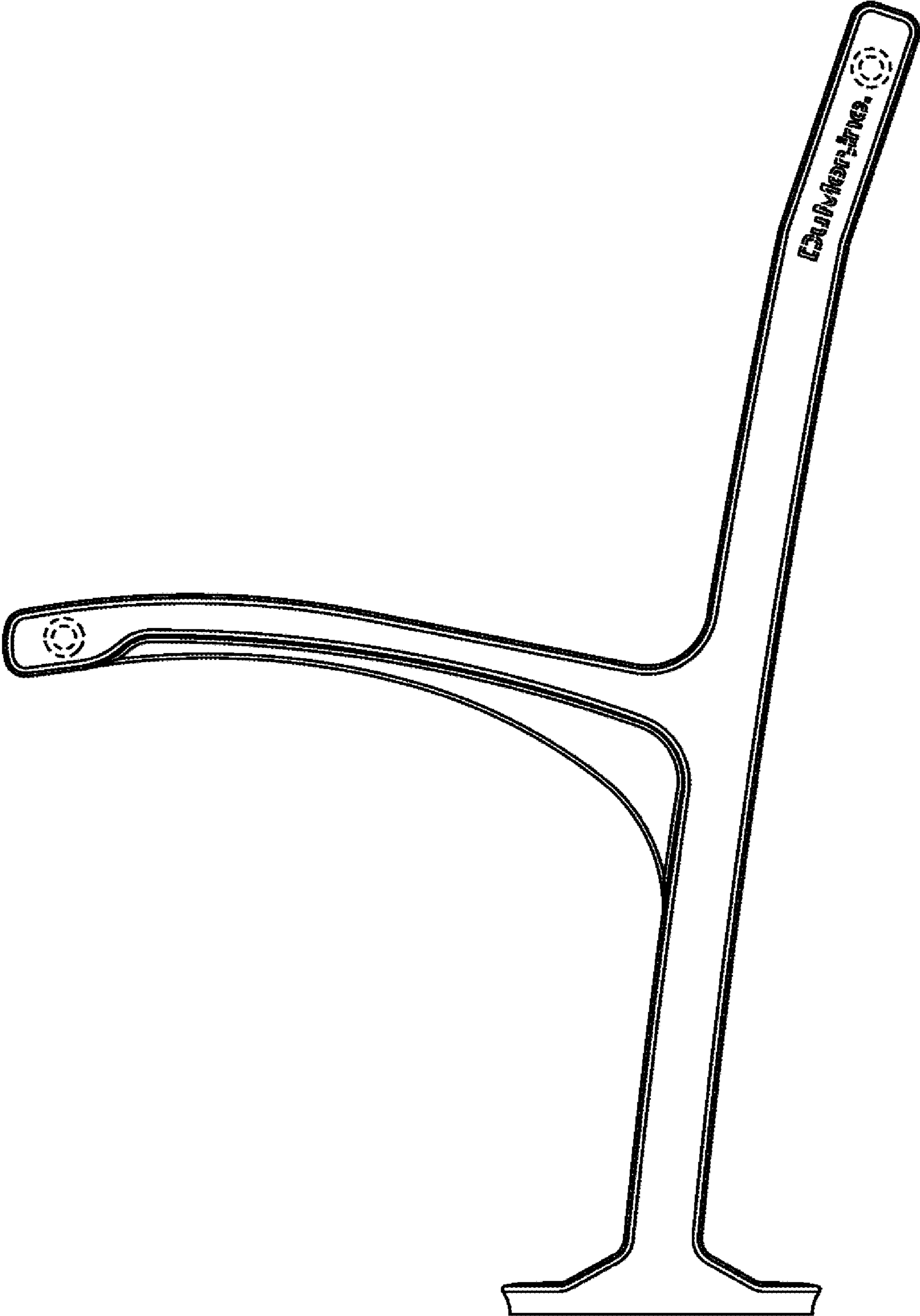


FIG. 3



FIG. 4



FIG. 5