



US00D632100S

(12) **United States Design Patent**  
**Cymbalski et al.**

(10) **Patent No.:** **US D632,100 S**

(45) **Date of Patent:** **\*\* Feb. 8, 2011**

(54) **CHILD CAR SEAT**

(76) Inventors: **Brent Cymbalski**, 34262 Aspen Park,  
Chesterfield, MI (US) 48047; **Mitchell**  
**Prine**, 9341 Nugent Trail, West Palm  
Beach, FL (US) 33411

(\*\*) Term: **14 Years**

(21) Appl. No.: **29/340,081**

(22) Filed: **Jul. 13, 2009**

(51) **LOC (9) Cl.** ..... **06-01**

(52) **U.S. Cl.** ..... **D6/333**

(58) **Field of Classification Search** ..... D6/333,  
D6/335, 339, 491, 500–502; D12/129; D21/412,  
D21/419; 280/30, 31; 5/94, 98.1, 99.1, 101,  
5/102, 105, 655; 297/183.1, 183.2, 183.3,  
297/183.4, 184.13, 184.15, 184.17, 250.1,  
297/255, 256.1, 256.15, 256.16

See application file for complete search history.

(56) **References Cited**

**U.S. PATENT DOCUMENTS**

D290,191 S *	6/1987	Kassai	.....	D6/333
D413,026 S *	8/1999	Reithmeier	.....	D6/333
D417,964 S *	12/1999	Kain	.....	D6/333
D419,786 S *	2/2000	Kain	.....	D6/333
D436,744 S *	1/2001	Haut	.....	D6/333
D456,151 S *	4/2002	Kassai et al.	.....	D6/333
D461,320 S *	8/2002	Sher	.....	D6/333
D483,576 S *	12/2003	Kassai et al.	.....	D6/333

D513,888 S *	1/2006	Jane Santamaria	.....	D6/333
D523,646 S *	6/2006	Fretschner et al.	.....	D6/333
D524,559 S *	7/2006	Cymbalski et al.	.....	D6/333
D533,363 S *	12/2006	Cymbalski et al.	.....	D6/333
D534,362 S *	1/2007	Batchelor	.....	D6/333
D537,640 S *	3/2007	Spence et al.	.....	D6/333
D584,899 S *	1/2009	Cymbalski et al.	.....	D6/333
D591,063 S *	4/2009	Cymbalski et al.	.....	D6/333
D591,960 S *	5/2009	Cymbalski et al.	.....	D6/333
D591,961 S *	5/2009	Cymbalski et al.	.....	D6/333

\* cited by examiner

*Primary Examiner*—Sandra Snapp

(74) *Attorney, Agent, or Firm*—Steven B. Stein

(57) **CLAIM**

The ornamental design for a child car seat, as shown and described.

**DESCRIPTION**

FIG. 1 a front view of a child car seat showing our new design.

FIG. 2 a side view of the child car seat.

FIG. 3 a rear view of the child car seat.

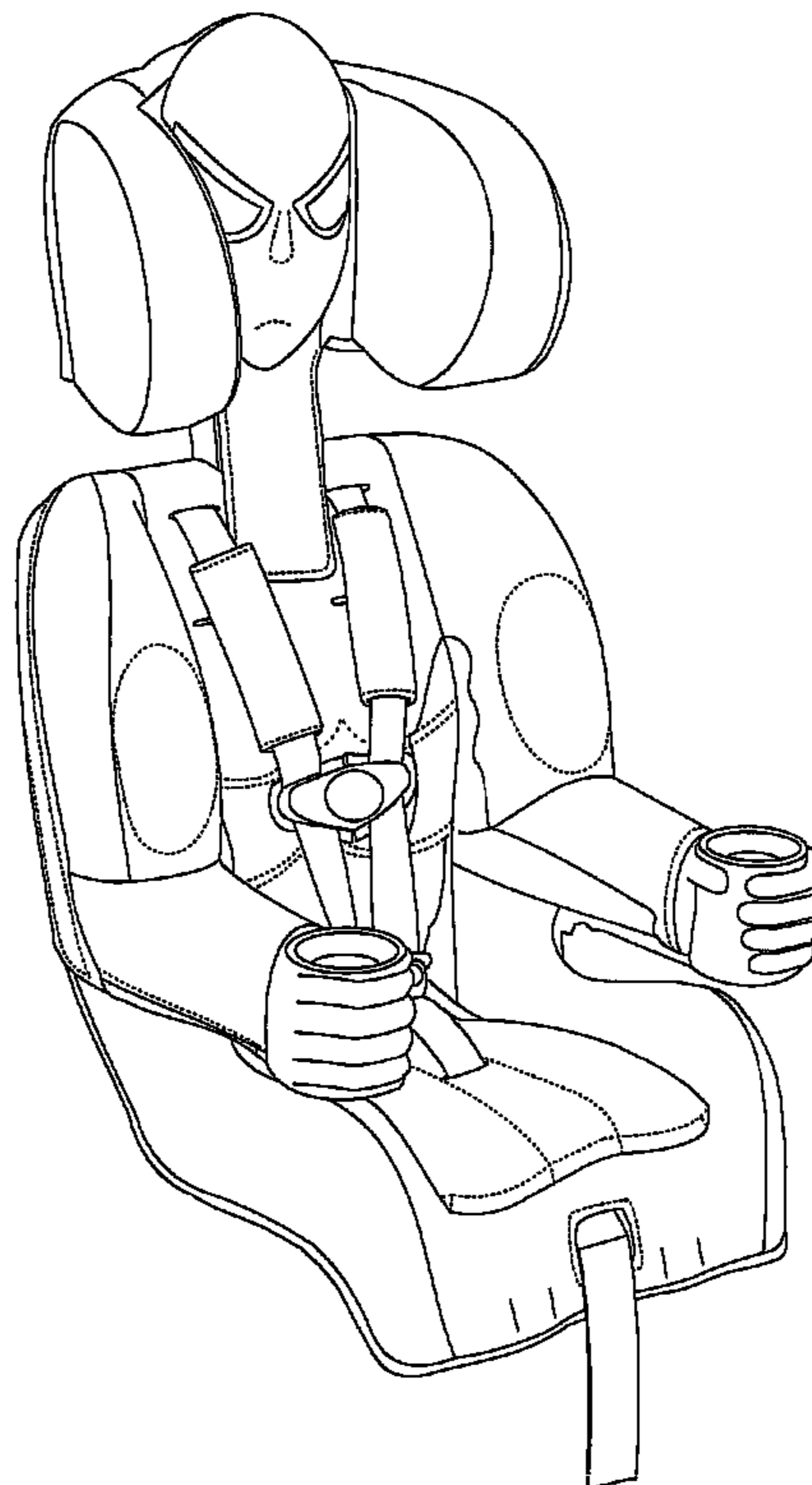
FIG. 4 a top of the child car seat.

FIG. 5 a bottom view of the child car seat; and,

FIG. 6 a perspective view of the child car seat.

The broken lines shown in the drawings are for illustrative purposes only and form no part of the claimed design.

**1 Claim, 6 Drawing Sheets**



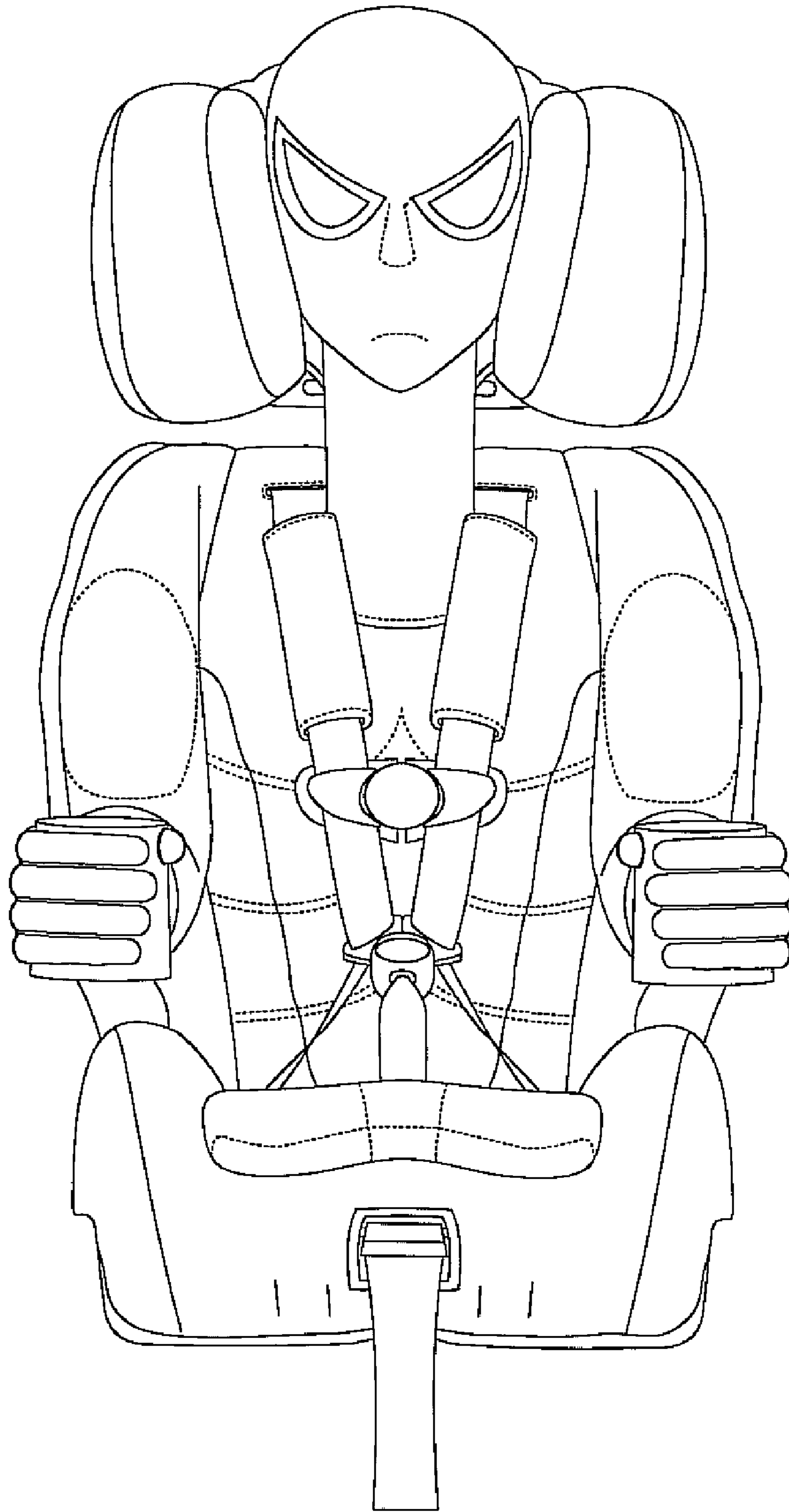


FIG. 1

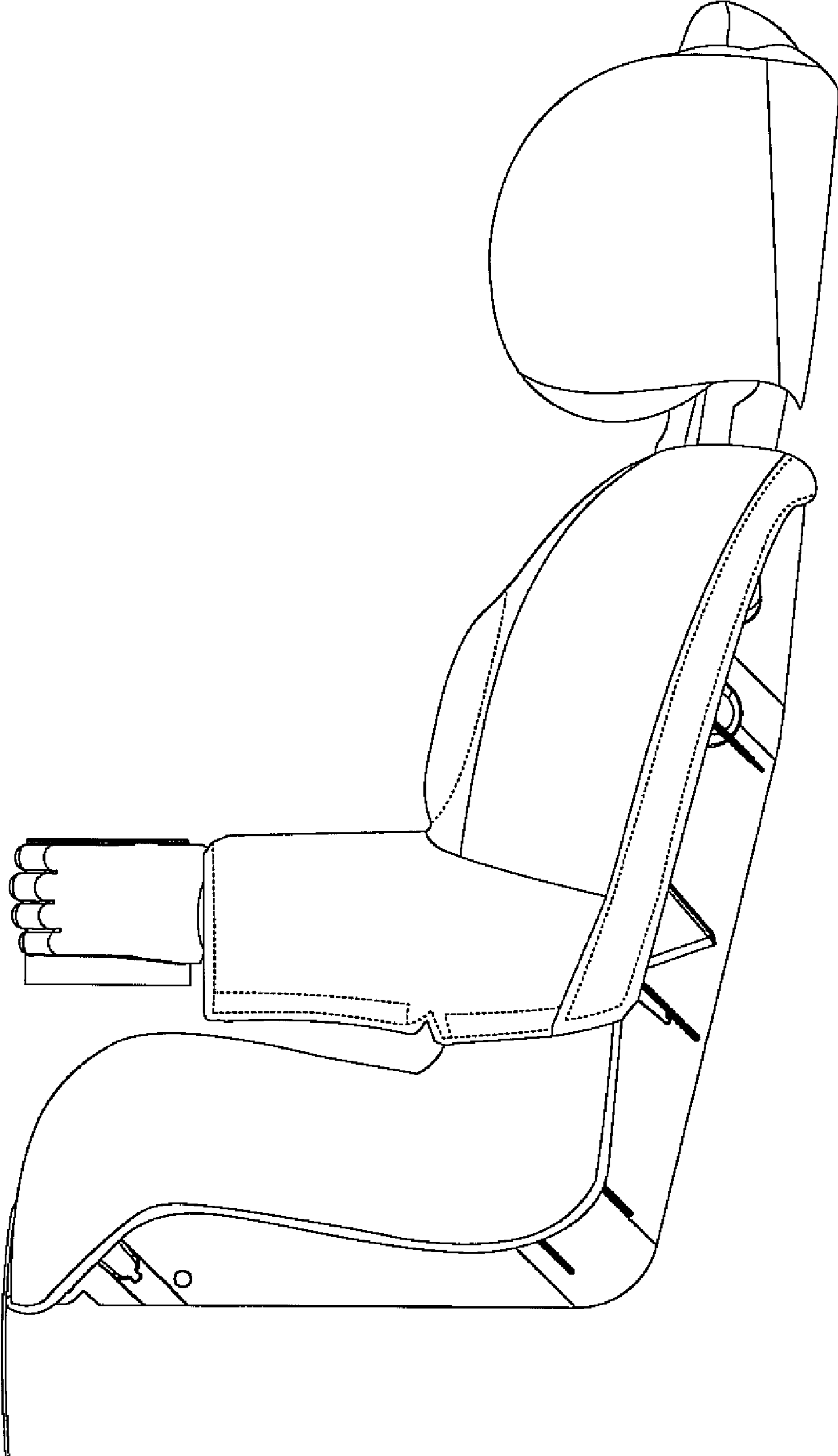


FIG. 2

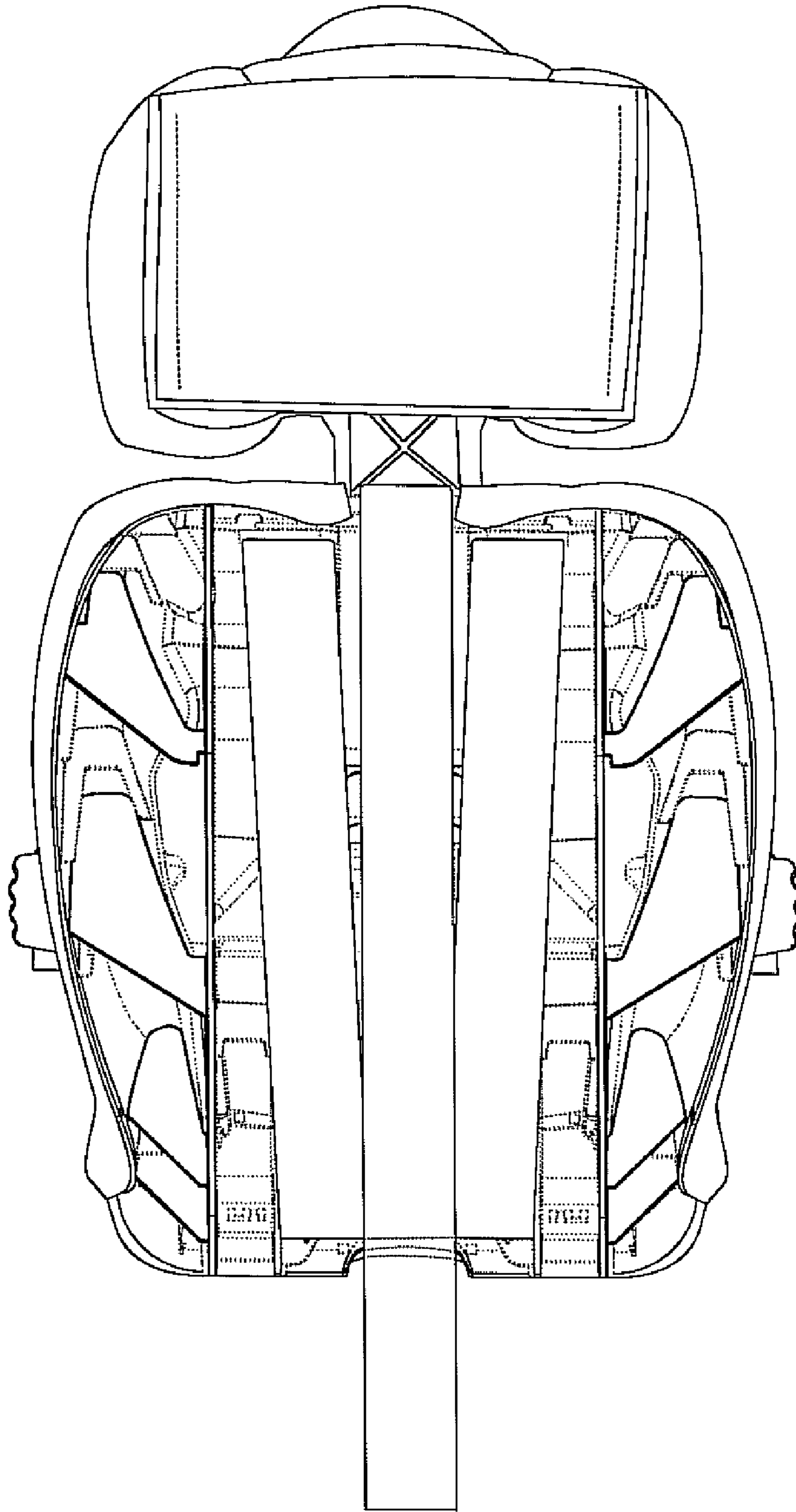


FIG. 3

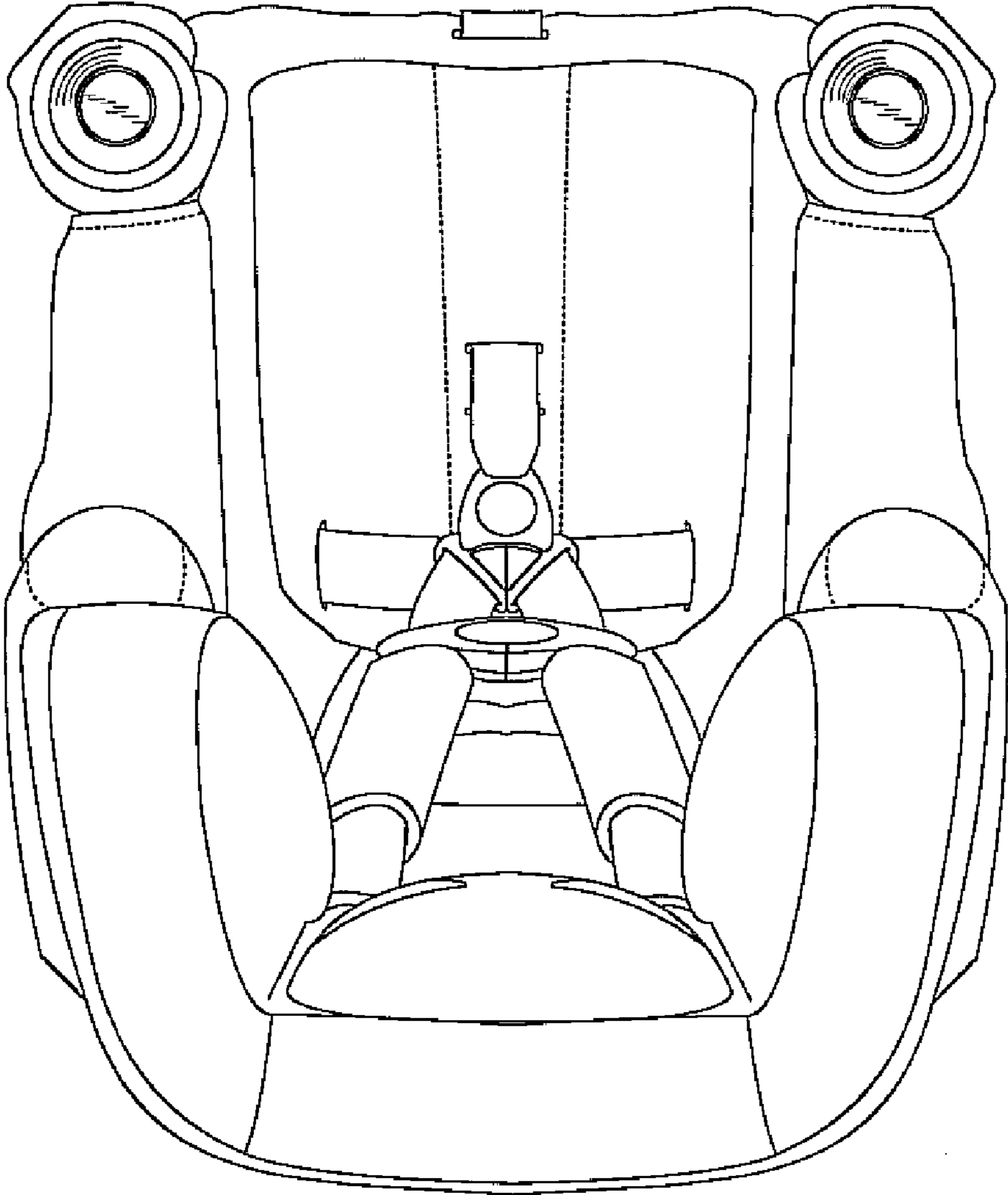


FIG. 4

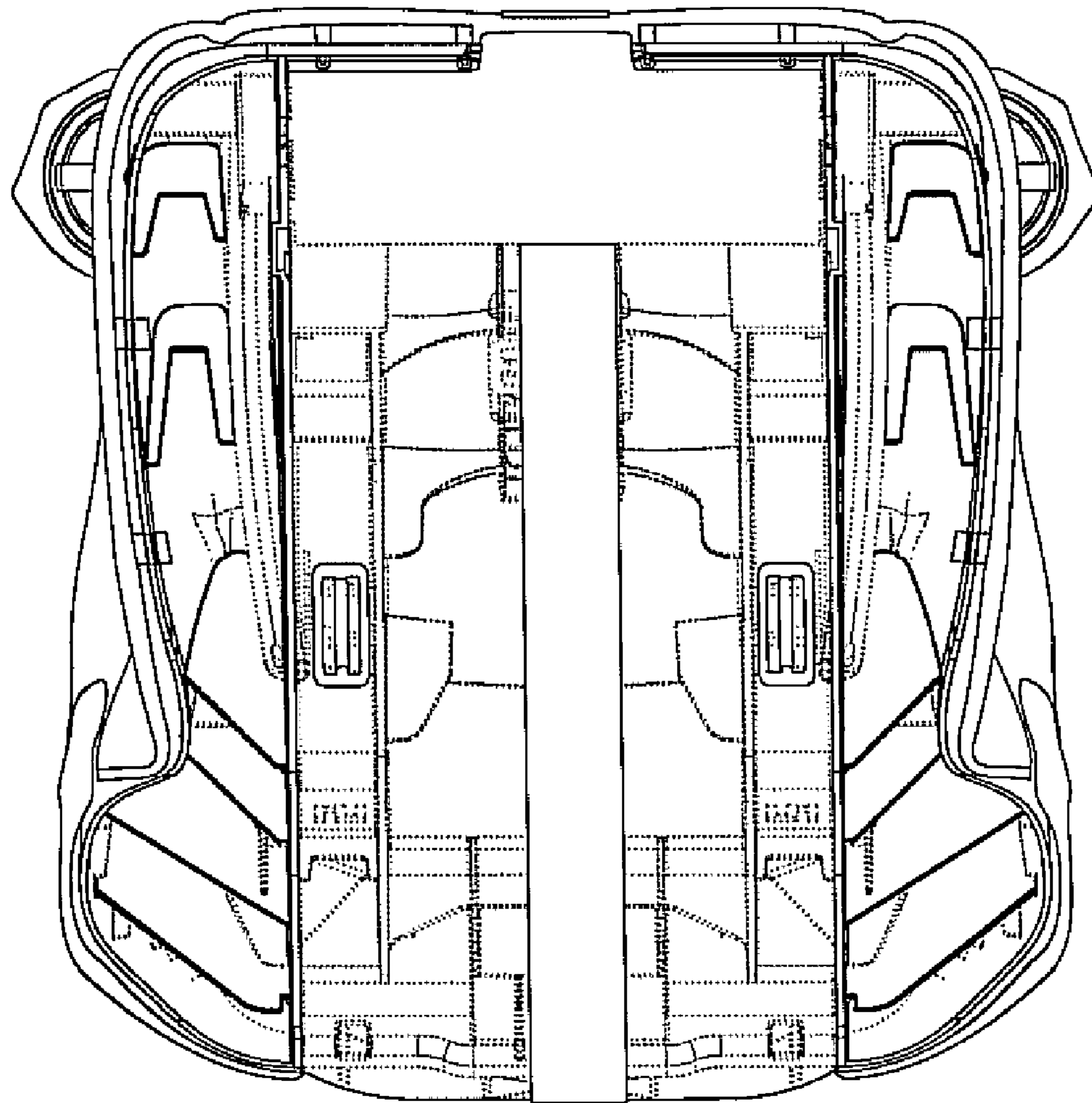


FIG. 5



FIG. 6