



US00D632098S

(12) **United States Design Patent**
Cymbalski et al.

(10) **Patent No.:** **US D632,098 S**

(45) **Date of Patent:** **** Feb. 8, 2011**

(54) **CHILD CAR SEAT**

(76) Inventors: **Brent Cymbalski**, 34262 Aspen Park,
Chesterfield, MI (US) 48047; **Mitchell**
Prine, 9341 Nugent Trail, West Palm
Beach, FL (US) 33411

(**) Term: **14 Years**

(21) Appl. No.: **29/328,987**

(22) Filed: **Dec. 5, 2008**

(51) **LOC (9) Cl.** **06-01**

(52) **U.S. Cl.** **D6/333**

(58) **Field of Classification Search** D6/333,
D6/335, 339, 491, 500-502; D12/129; D21/412,
D21/419; 280/30, 31; 5/94, 98.1, 99.1, 101,
5/102, 105, 655; 297/183.1, 183.2, 183.3,
297/183.4, 184.13, 184.15, 184.17, 250.1,
297/255, 256.1, 256.15, 256.16

See application file for complete search history.

(56) **References Cited**

U.S. PATENT DOCUMENTS

| | | | | |
|--------------|---------|---------------|-------|--------|
| D290,191 S * | 6/1987 | Kassai | | D6/333 |
| D413,026 S * | 8/1999 | Reithmeier | | D6/333 |
| D417,964 S * | 12/1999 | Kain | | D6/333 |
| D419,786 S * | 2/2000 | Kain | | D6/333 |
| D436,744 S * | 1/2001 | Haut | | D6/333 |
| D456,151 S * | 4/2002 | Kassai et al. | | D6/333 |
| D461,320 S * | 8/2002 | Sher | | D6/333 |
| D483,576 S * | 12/2003 | Kassai et al. | | D6/333 |

| | | | | |
|--------------|---------|-------------------|-------|--------|
| D513,888 S * | 1/2006 | Jane Santamaria | | D6/333 |
| D523,646 S * | 6/2006 | Fretschner et al. | | D6/333 |
| D524,559 S * | 7/2006 | Cymbalski et al. | | D6/333 |
| D533,363 S * | 12/2006 | Cymbalski et al. | | D6/333 |
| D534,362 S * | 1/2007 | Batchelor | | D6/333 |
| D537,640 S * | 3/2007 | Spence et al. | | D6/333 |
| D584,899 S * | 1/2009 | Cymbalski et al. | | D6/333 |
| D591,063 S * | 4/2009 | Cymbalski et al. | | D6/333 |
| D591,960 S * | 5/2009 | Cymbalski et al. | | D6/333 |
| D591,961 S * | 5/2009 | Cymbalski et al. | | D6/333 |

* cited by examiner

Primary Examiner—Sandra Snapp

(74) *Attorney, Agent, or Firm*—Steven B. Stein

(57) **CLAIM**

The ornamental design for a child car seat, as shown and described.

DESCRIPTION

FIG. 1 a front view of a child car seat showing our new design.

FIG. 2 a side view of the child car seat.

FIG. 3 a rear view of the child car seat.

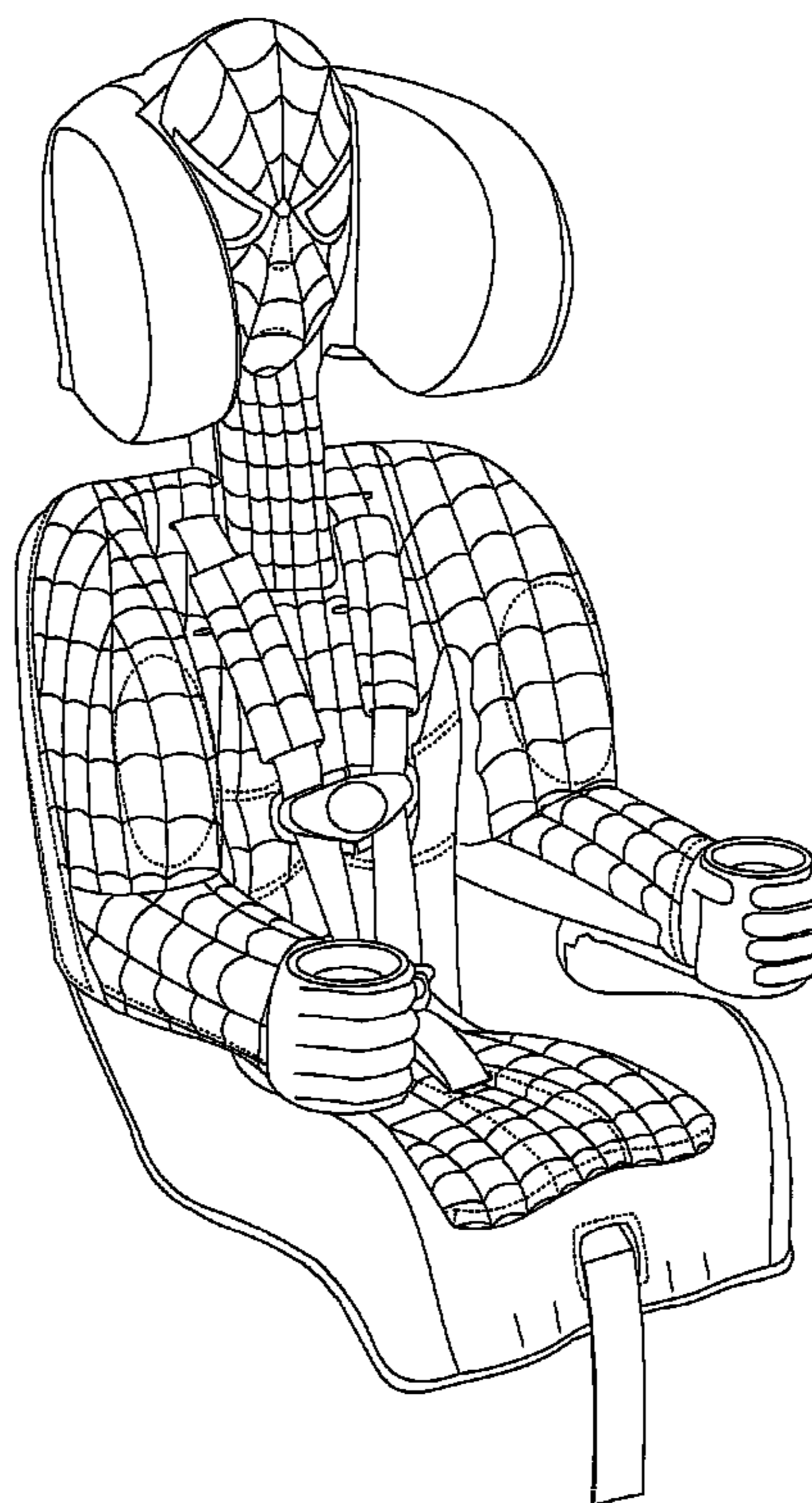
FIG. 4 a top of the child car seat.

FIG. 5 a bottom view of the child car seat; and,

FIG. 6 a perspective view of the child car seat.

The broken lines shown in the drawings are for illustrative purposes only and form no part of the claimed design.

1 Claim, 6 Drawing Sheets



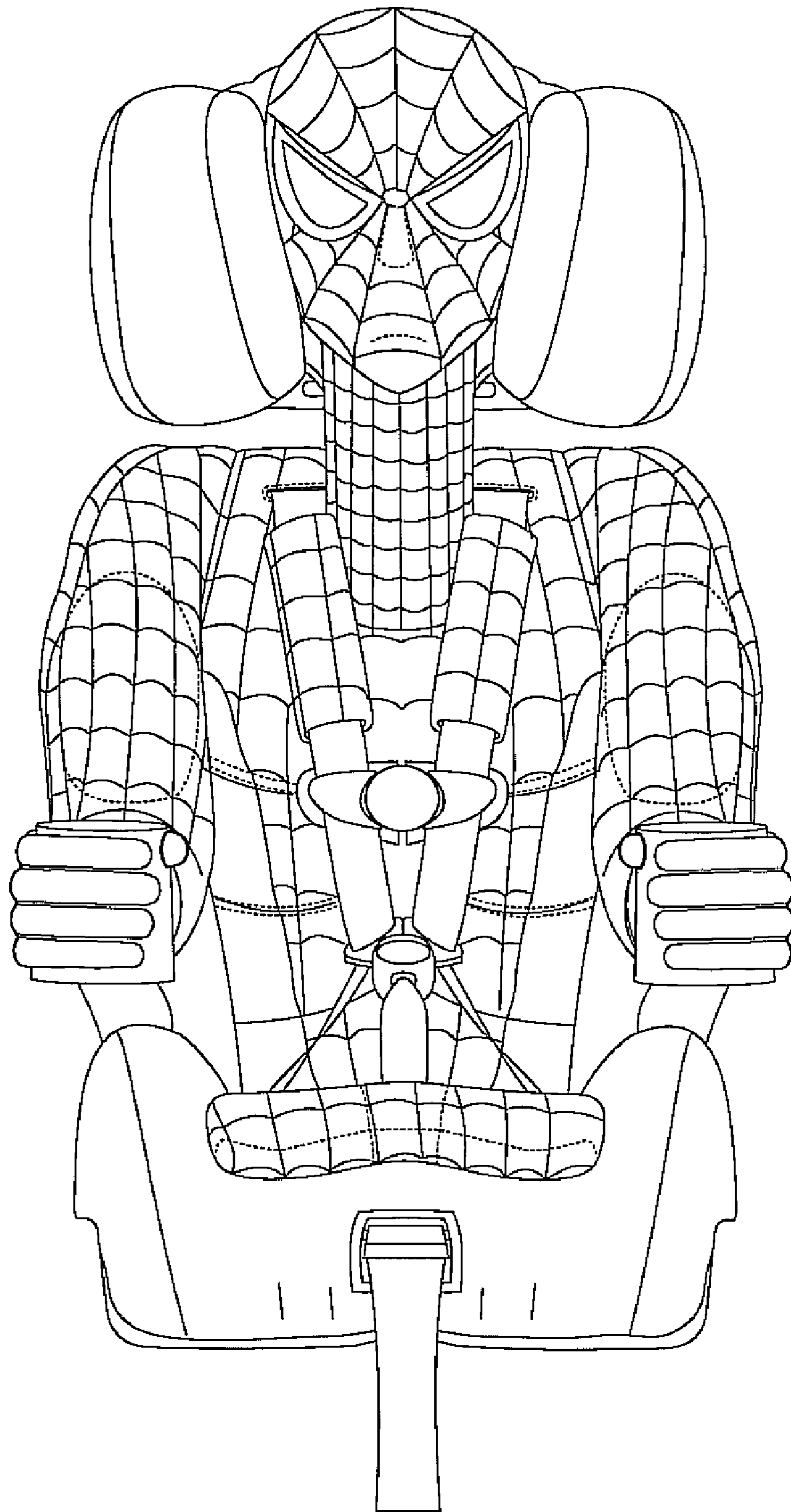


FIG. 1

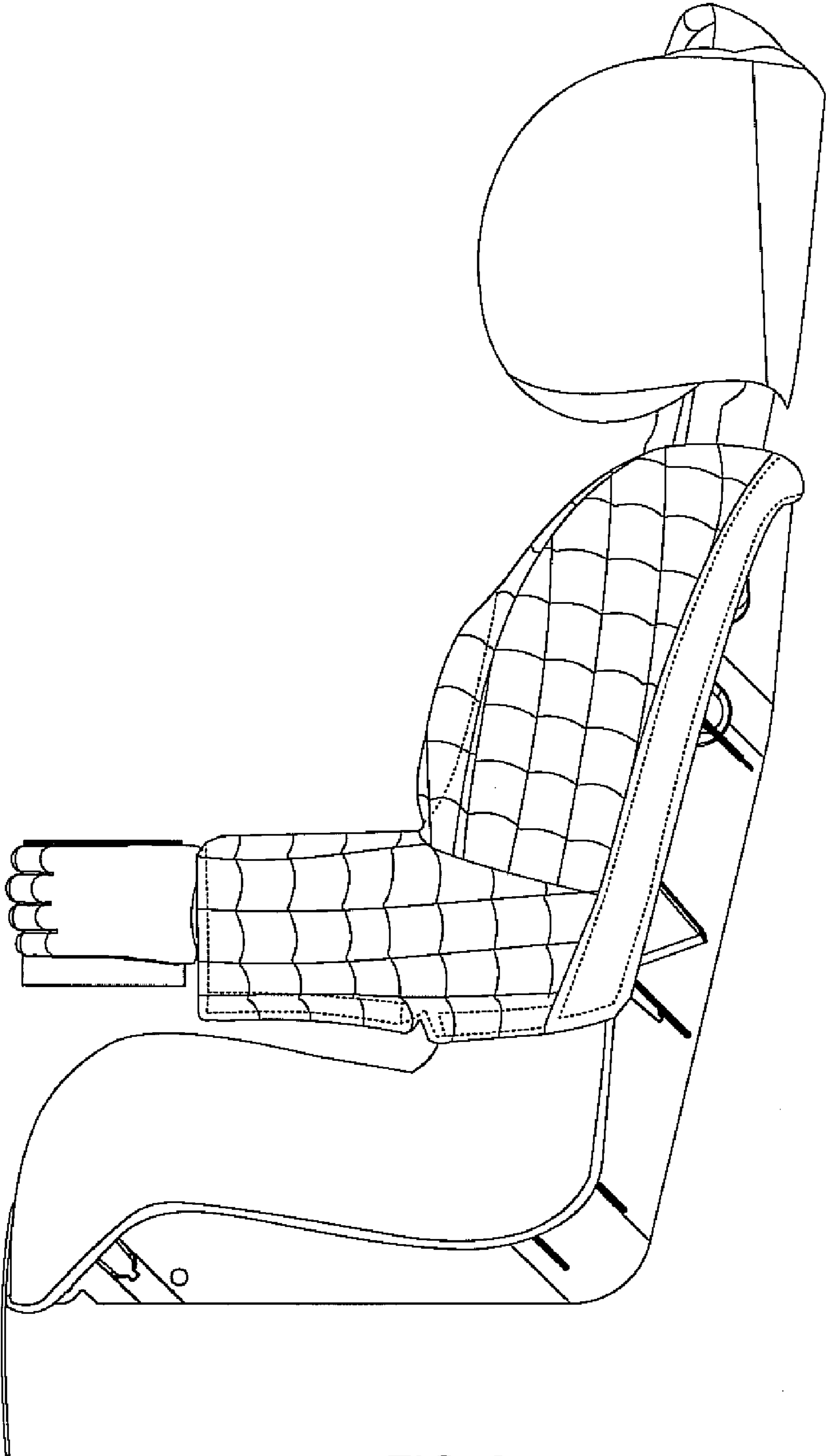


FIG. 2

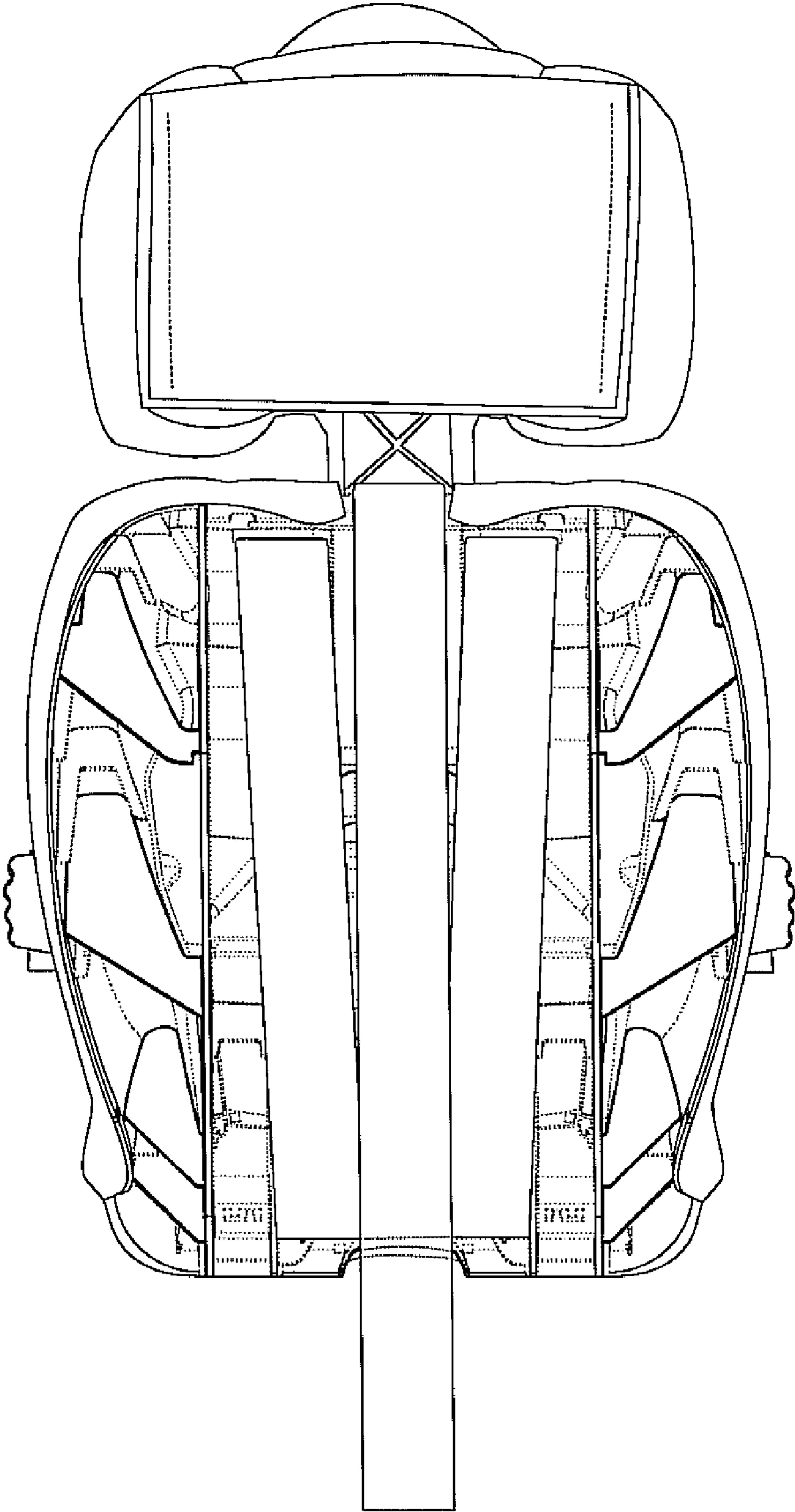


FIG. 3

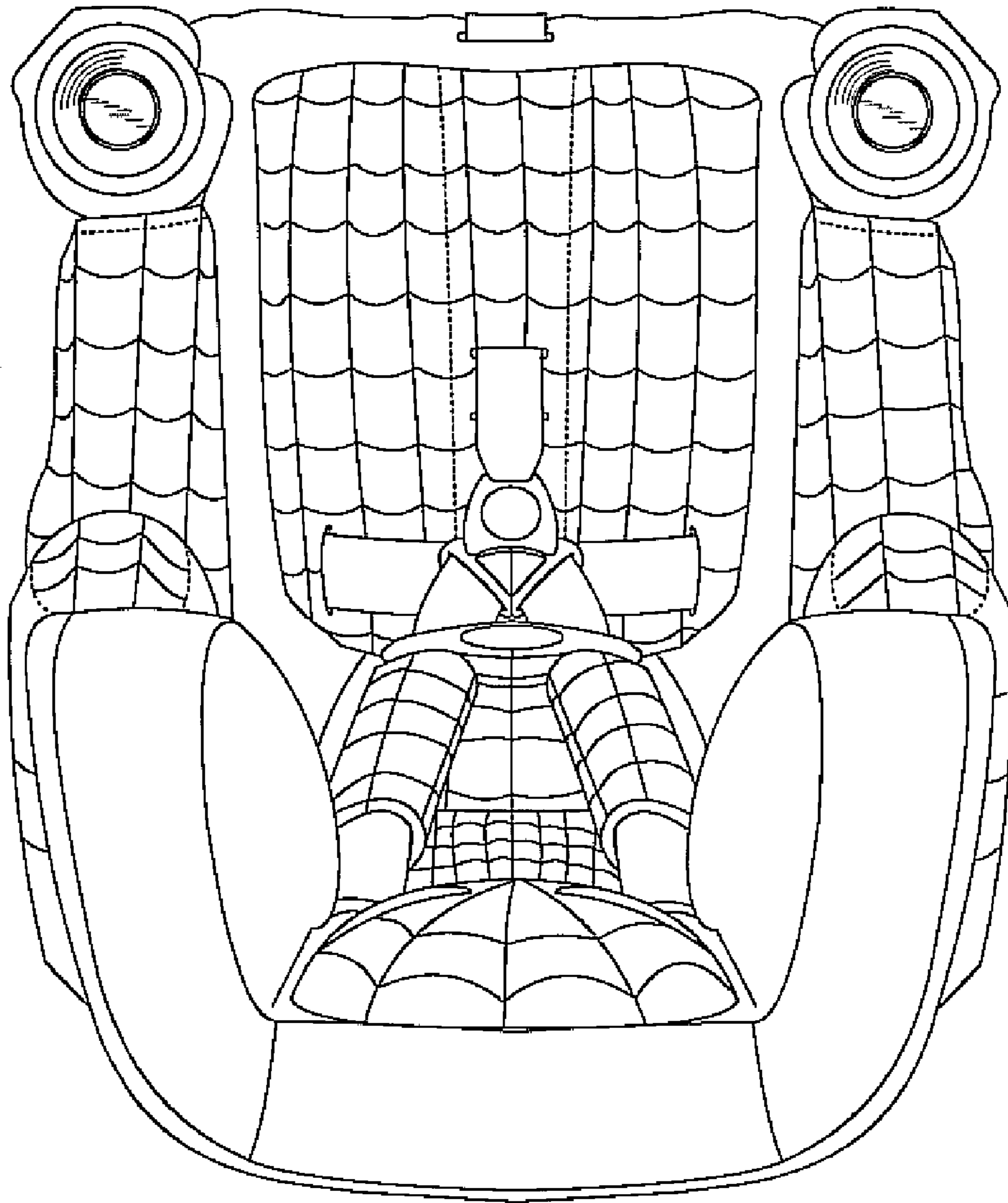


FIG. 4

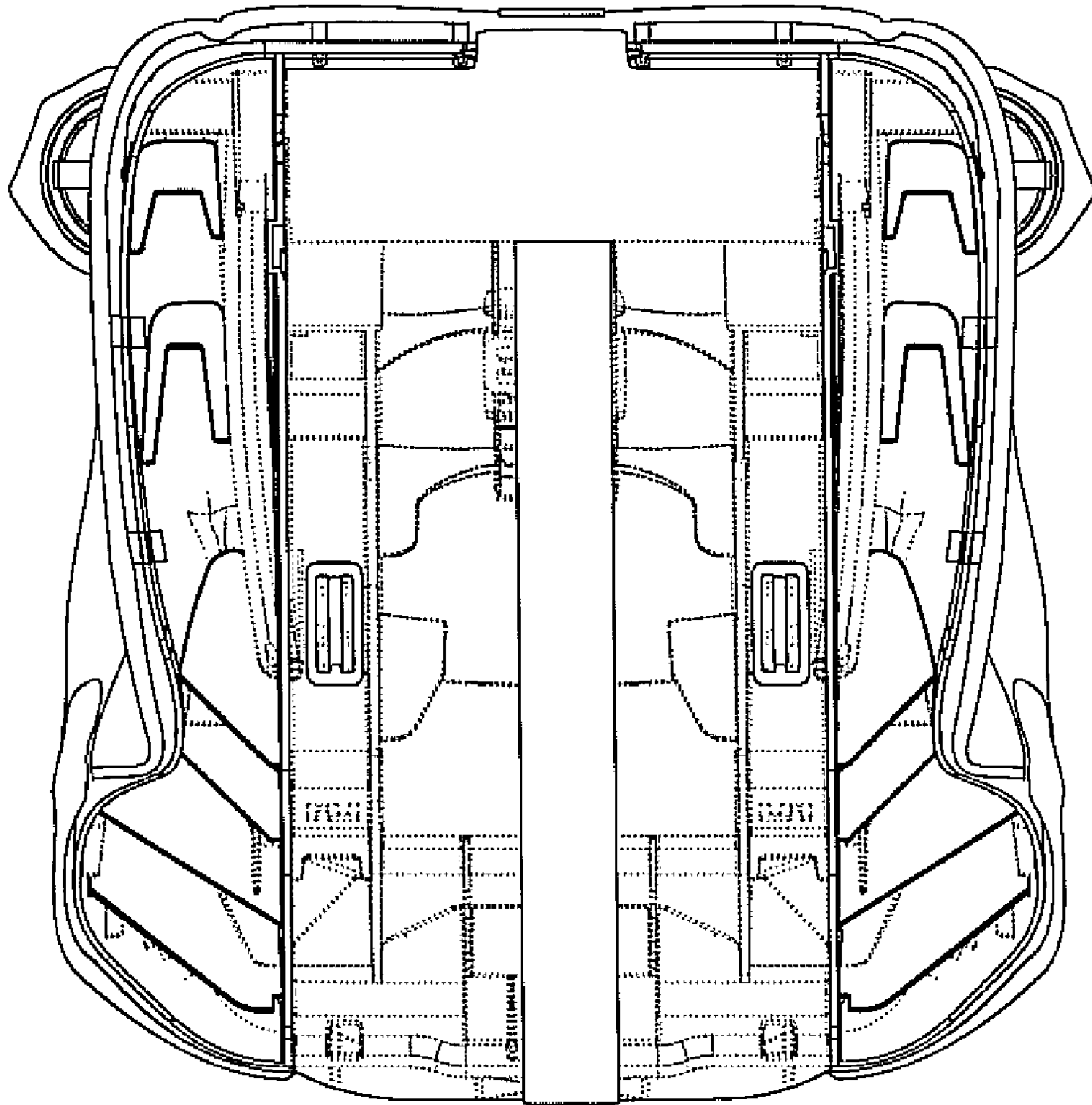


FIG. 5

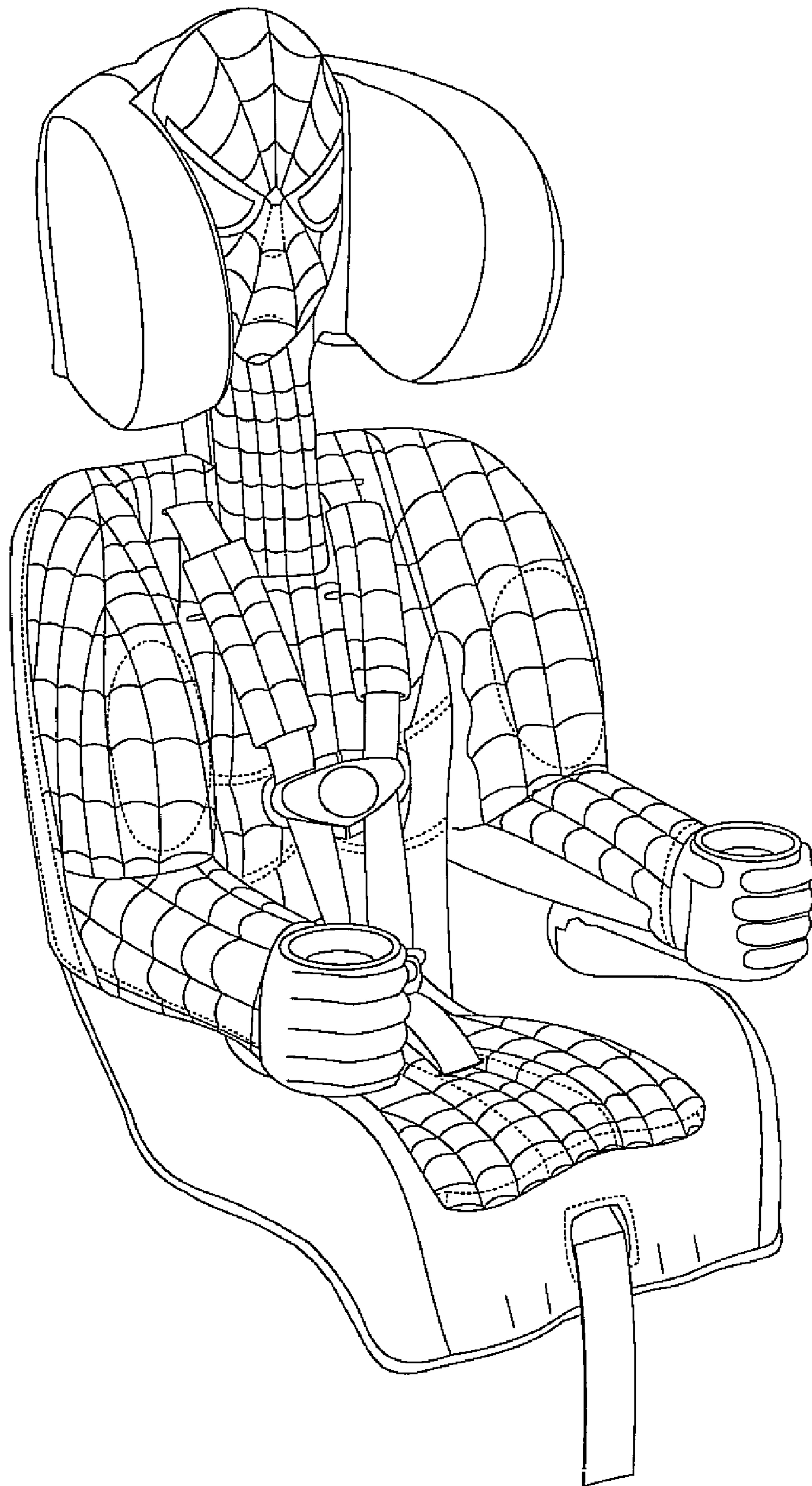


FIG. 6