



US00D632097S

(12) **United States Design Patent**
Chan

(10) **Patent No.:** **US D632,097 S**

(45) **Date of Patent:** **** Feb. 8, 2011**

(54) **TOP SIZER CLIP**

D605,415 S * 12/2009 Zuckerman et al. D6/328
D607,219 S * 1/2010 Goldman D6/328

(75) Inventor: **King Keung Kennedy Chan**, Hong Kong (HK)

* cited by examiner

(73) Assignee: **Uniplast Industries, Inc.**, Hasbrouck Heights, NJ (US)

Primary Examiner—Shanda C Hill

(74) *Attorney, Agent, or Firm*—Leason Ellis LLP

(**) Term: **14 Years**

(57) **CLAIM**

(21) Appl. No.: **29/351,878**

The ornamental design for a top sizer clip, as shown and described.

(22) Filed: **Dec. 13, 2009**

DESCRIPTION

(51) **LOC (9) Cl.** **06-08**

FIG. 1 is a front perspective view of a top sizer clip showing my new design;

(52) **U.S. Cl.** **D6/328**

FIG. 2 is a front elevation view thereof, the rear elevation view being a mirror image thereof;

(58) **Field of Classification Search** D6/315,
D6/328; 211/1, 13.1, 85.3, 86.01; 223/85–98
See application file for complete search history.

FIG. 3 is a left side elevational view thereof, the right side elevational view being a mirror image;

(56) **References Cited**

FIG. 4 is a top plan view thereof; and,

U.S. PATENT DOCUMENTS

FIG. 5 is a bottom plan view thereof.

D449,744 S *	10/2001	Zuckerman	D6/328
6,726,067 B2 *	4/2004	Louw	223/85
D510,198 S *	10/2005	Willardson	D6/328
D528,807 S *	9/2006	Mainetti	D6/328
D552,361 S *	10/2007	Goldman	D6/328
D583,575 S *	12/2008	Goldman et al.	D6/328

The broken lines shown in the drawing disclosure are for illustrative purposes only and form no part of the claimed design.

1 Claim, 1 Drawing Sheet

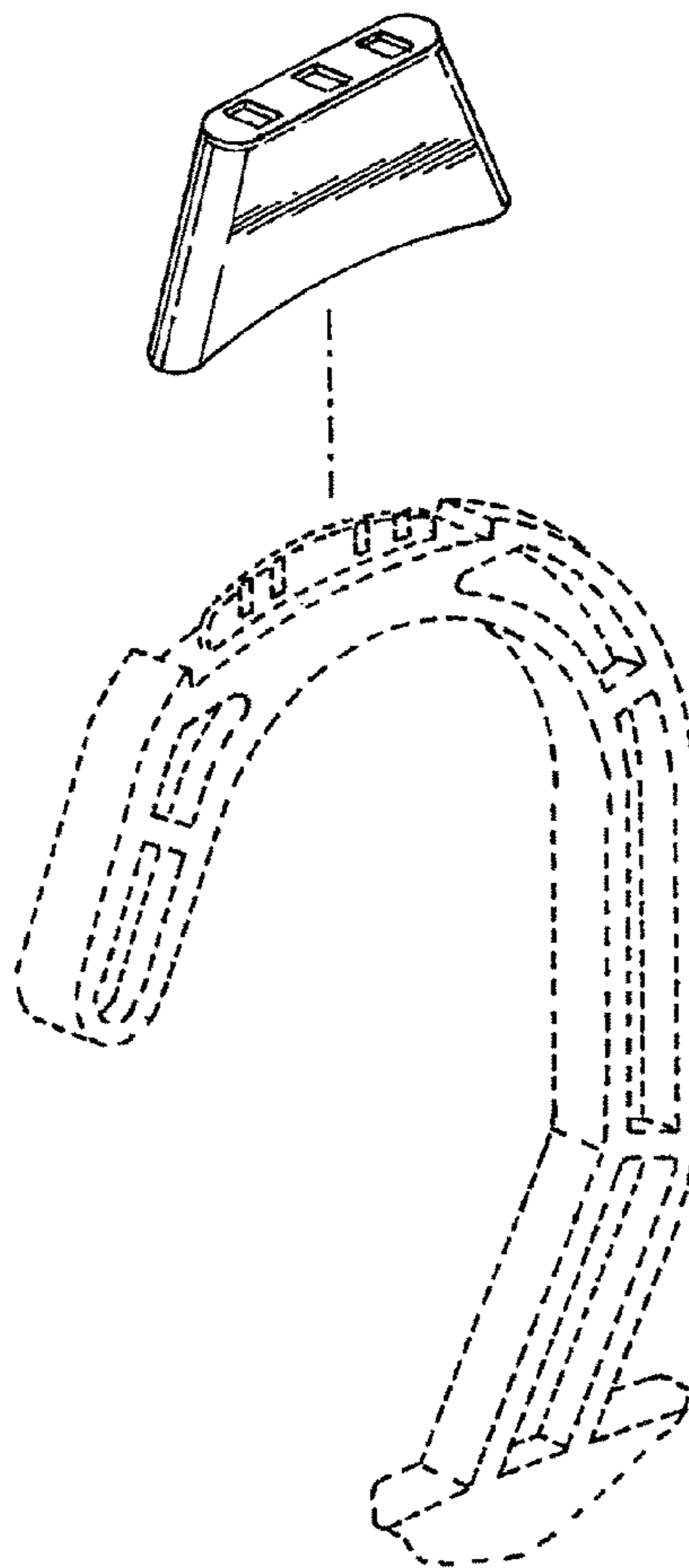


Fig. 1


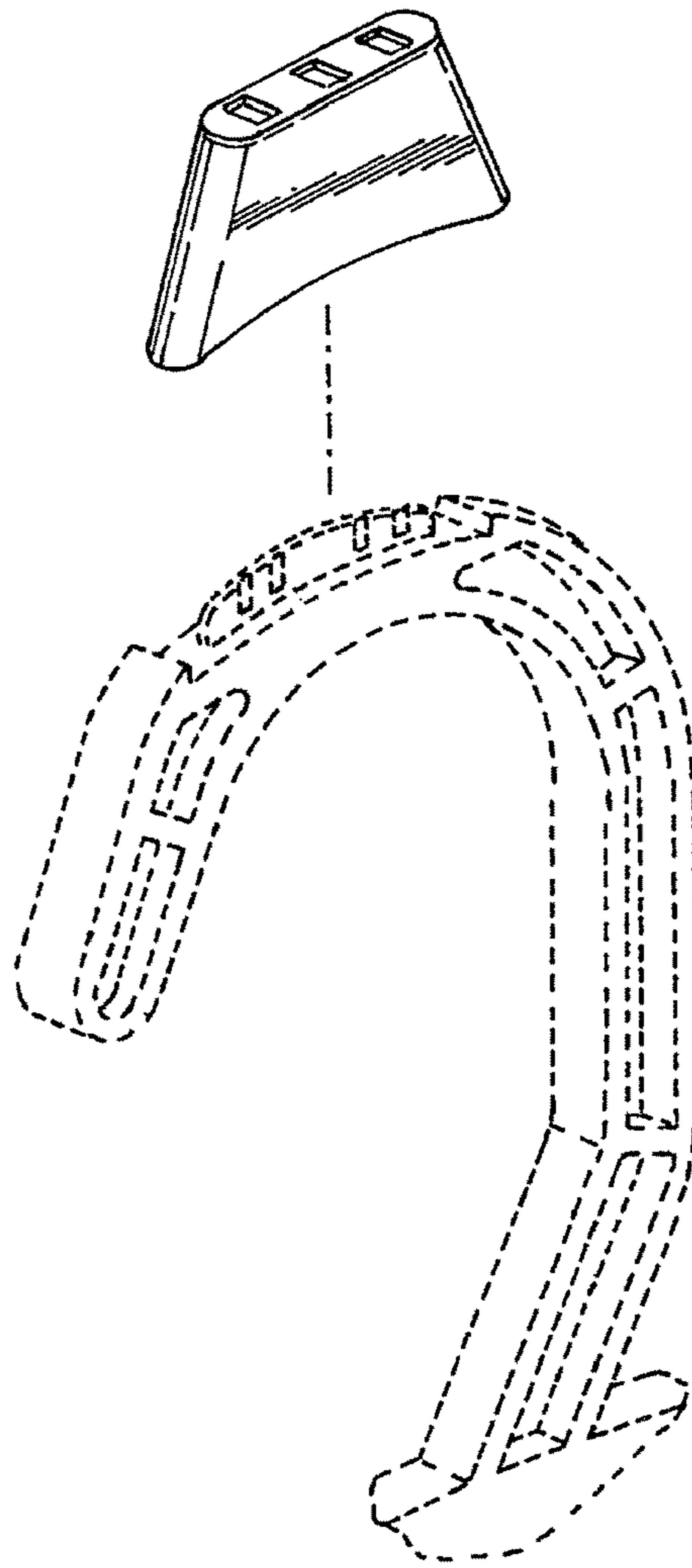


Fig. 2




Fig. 3

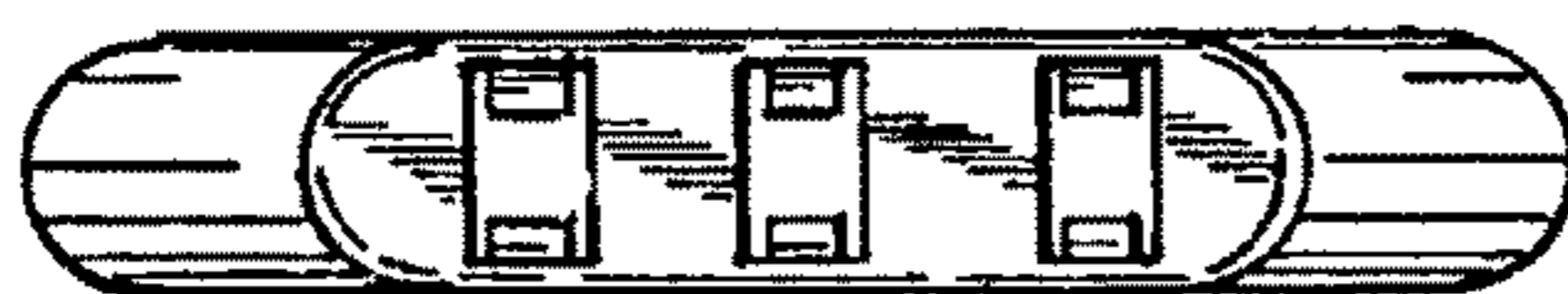


Fig. 4



Fig. 5