



US00D632073S

(12) **United States Design Patent**
Perez et al.

(10) **Patent No.:** **US D632,073 S**
(45) **Date of Patent:** **** Feb. 8, 2011**

(54) **WEARABLE STORAGE DEVICE**

(76) Inventors: **Olaris S. Perez**, 1311 SW. 74th Ave.,
Miami, FL (US) 33144; **Zenaida**
Montalvan, 1311 SW. 74th Ave., Miami,
FL (US) 33144

(**) Term: **14 Years**

(21) Appl. No.: **29/362,343**

(22) Filed: **May 24, 2010**

Related U.S. Application Data

(63) Continuation-in-part of application No. 11/968,944,
filed on Jan. 3, 2008, now abandoned.

(51) **LOC (9) Cl.** **03-01**

(52) **U.S. Cl.** **D3/226**

(58) **Field of Classification Search** D3/226,
D3/215, 224, 228; 224/219, 222, 267, 269,
224/587, 240-241; 2/169-170
See application file for complete search history.

(56) **References Cited**

U.S. PATENT DOCUMENTS

1,184,311 A	5/1916	Boch	
3,322,311 A	5/1967	Homer	
4,848,624 A	7/1989	Clem	
D352,824 S *	11/1994	Saggese, Jr. D3/226
D358,705 S *	5/1995	Saggese, Jr. D3/226
D459,875 S *	7/2002	Mack et al. D3/226

D460,257 S *	7/2002	Williams et al. D3/226
6,443,341 B1 *	9/2002	Rittmann 224/219
D471,706 S *	3/2003	Campagna et al. D3/226
6,568,574 B2	5/2003	Jones et al.	
D495,484 S *	9/2004	Marks D3/215
D518,632 S *	4/2006	Montgomery D3/226
2006/0011687 A1	1/2006	Wadley et al.	

* cited by examiner

Primary Examiner—Catherine R Oliver

(74) *Attorney, Agent, or Firm*—Crossley Patent Law; Mark A. Crossley

(57) **CLAIM**

The ornamental design for a wearable storage device, as shown and described.

DESCRIPTION

FIG. 1 is a front elevation view of a wearable storage device showing our new design;

FIG. 2 is a rear elevation view thereof;

FIG. 3 is a right elevation view thereof;

FIG. 4 is a left elevation view thereof;

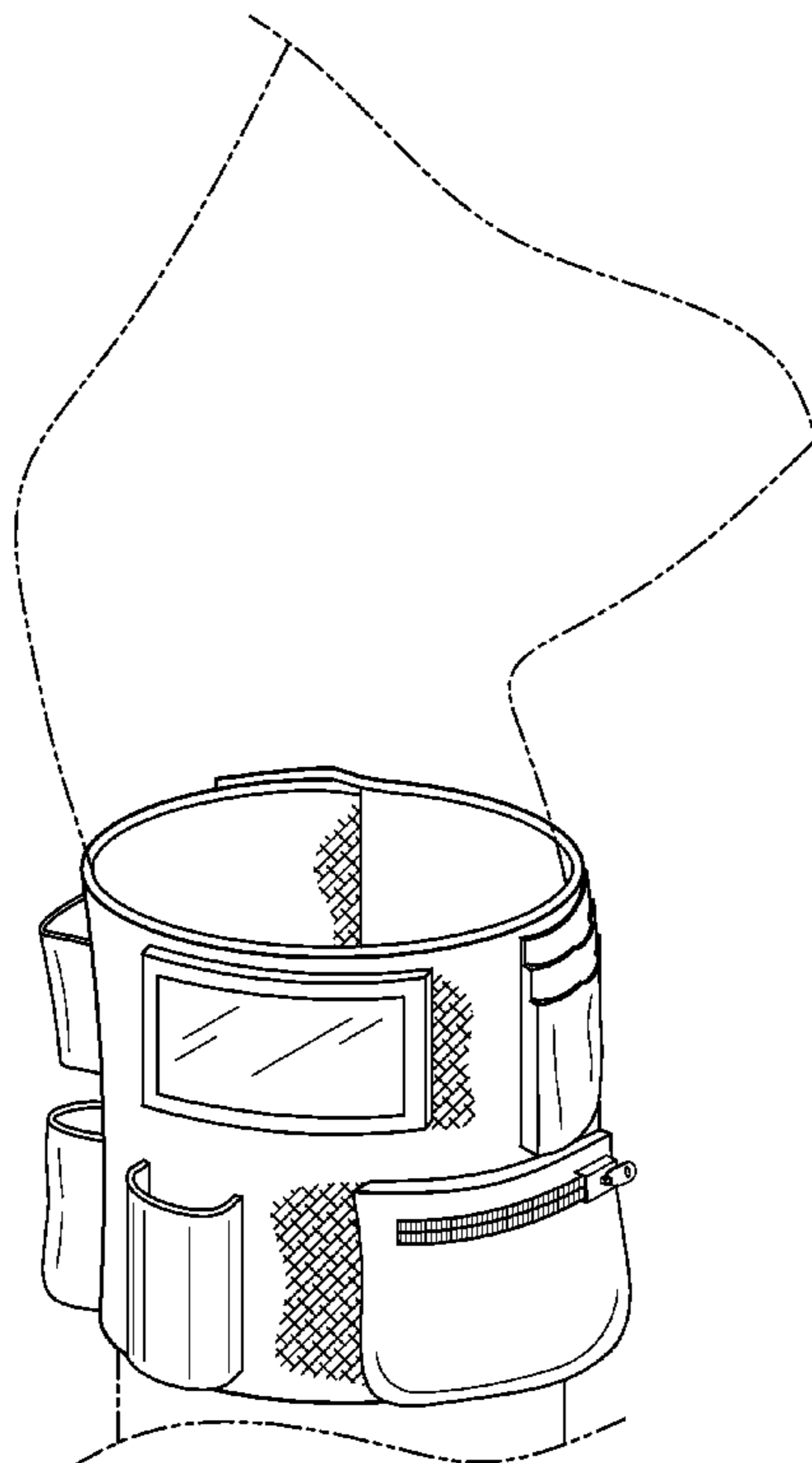
FIG. 5 is a top plan view thereof;

FIG. 6 is a bottom plan view thereof; and,

FIG. 7 is an isometric view thereof.

The broken lines in the drawings depict environmental subject matter only and form no part of the claimed design.

1 Claim, 3 Drawing Sheets



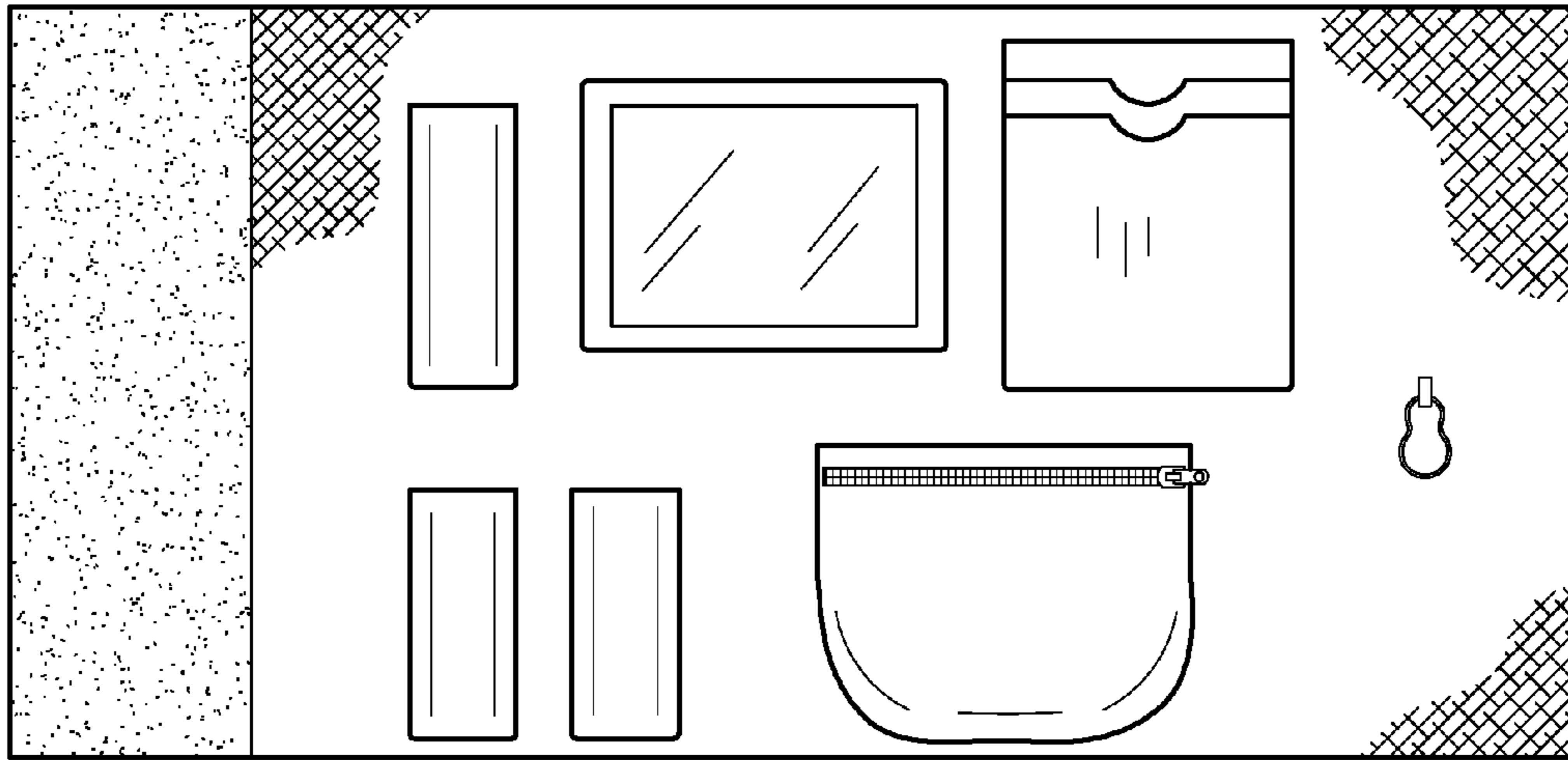


FIG. 1




FIG. 2

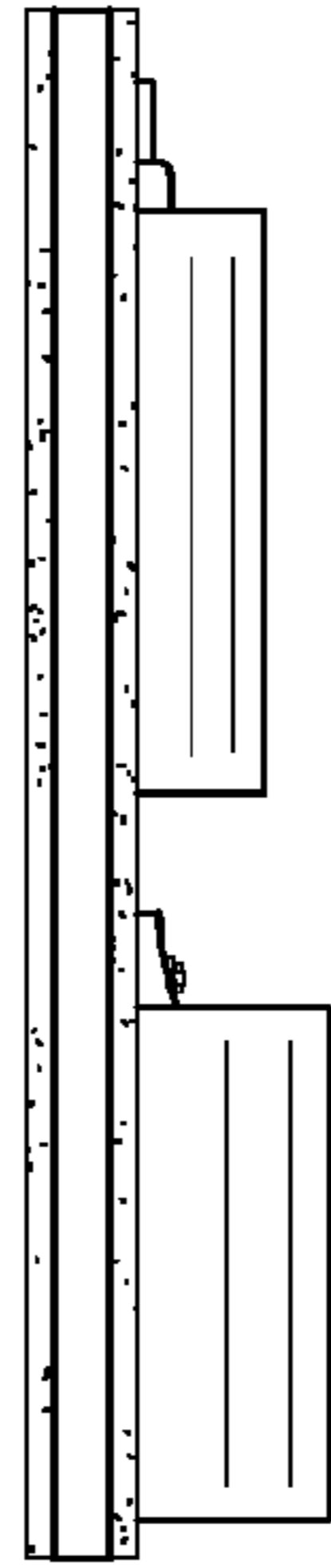


FIG. 3

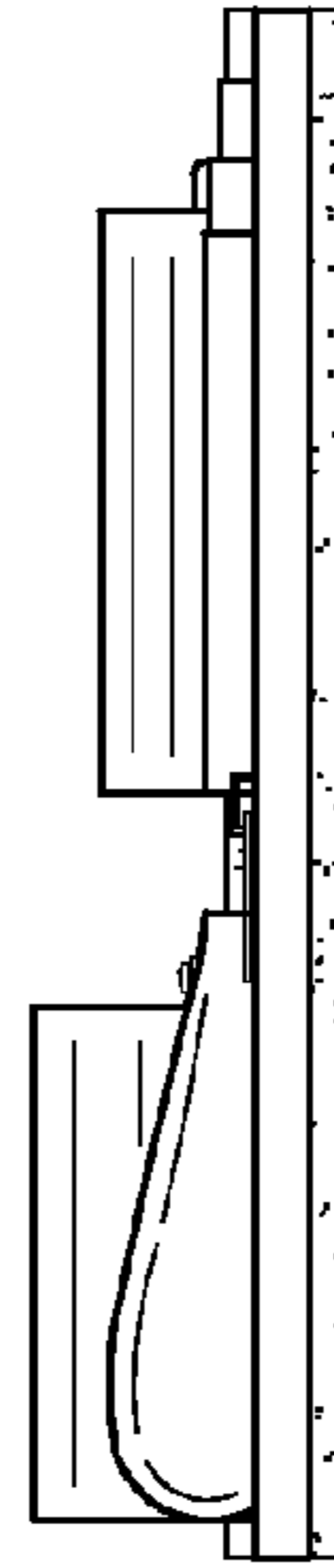


FIG. 4

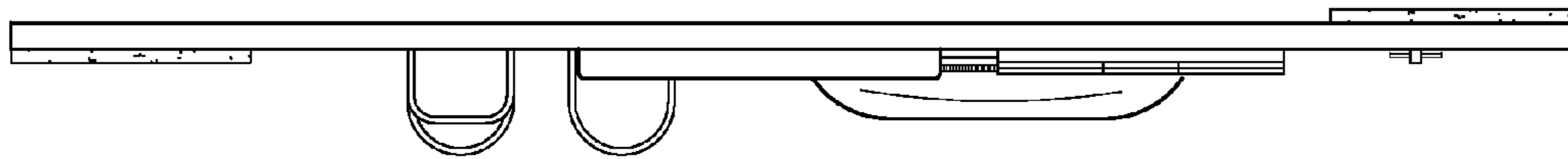


FIG. 5




FIG. 6

FIG. 7

