



US00D632062S

(12) **United States Design Patent**
Hardy

(10) **Patent No.:** **US D632,062 S**
(45) **Date of Patent:** **** Feb. 8, 2011**

(54) **SHOE**

(75) Inventor: **Pierre Hardy**, Paris (FR)

(73) Assignee: **Hermes Sellier (Societe par Actions Simpliffee)**, Paris (FR)

(**) Term: **14 Years**

(21) Appl. No.: **29/352,701**

(22) Filed: **Dec. 23, 2009**

(30) **Foreign Application Priority Data**

Jun. 24, 2009 (WO) DM/071 906

(51) **LOC (9) Cl.** **02-04**

(52) **U.S. Cl.** **D2/929**; D2/930; D2/932

(58) **Field of Classification Search** D2/896,
D2/916–918, 925–942; 36/1, 83, 8.3, 45–58,
36/104, 108, 76 R

See application file for complete search history.

(56) **References Cited**

U.S. PATENT DOCUMENTS

D91,531 S * 2/1934 Morali D2/930
D91,534 S * 2/1934 Morali D2/930
D97,789 S * 12/1935 Starr D2/930
D107,525 S * 12/1937 Levine D2/932

D552,338 S * 10/2007 Choi et al. D2/971
D552,841 S * 10/2007 Choi et al. D2/971
D554,354 S * 11/2007 Guers-Neyrud et al. D2/971
D582,141 S * 12/2008 Lawler D2/971

* cited by examiner

Primary Examiner—Dominic Simone

(74) *Attorney, Agent, or Firm*—Foley & Lardner LLP

(57) **CLAIM**

I claim the ornamental design for a shoe, as shown and described.

DESCRIPTION

FIG. 1 is a top front view of a shoe according to my new design;

FIG. 2 is a rear view thereof;

FIG. 3 is a left side view thereof;

FIG. 4 is a right side view thereof;

FIG. 5 is a top plan thereof;

FIG. 6 is a bottom plan thereof; and,

FIG. 7 is a left front perspective view thereof.

The broken lines in the drawings represent stitching, which forms part of the claimed design.

1 Claim, 7 Drawing Sheets



Fig. 1

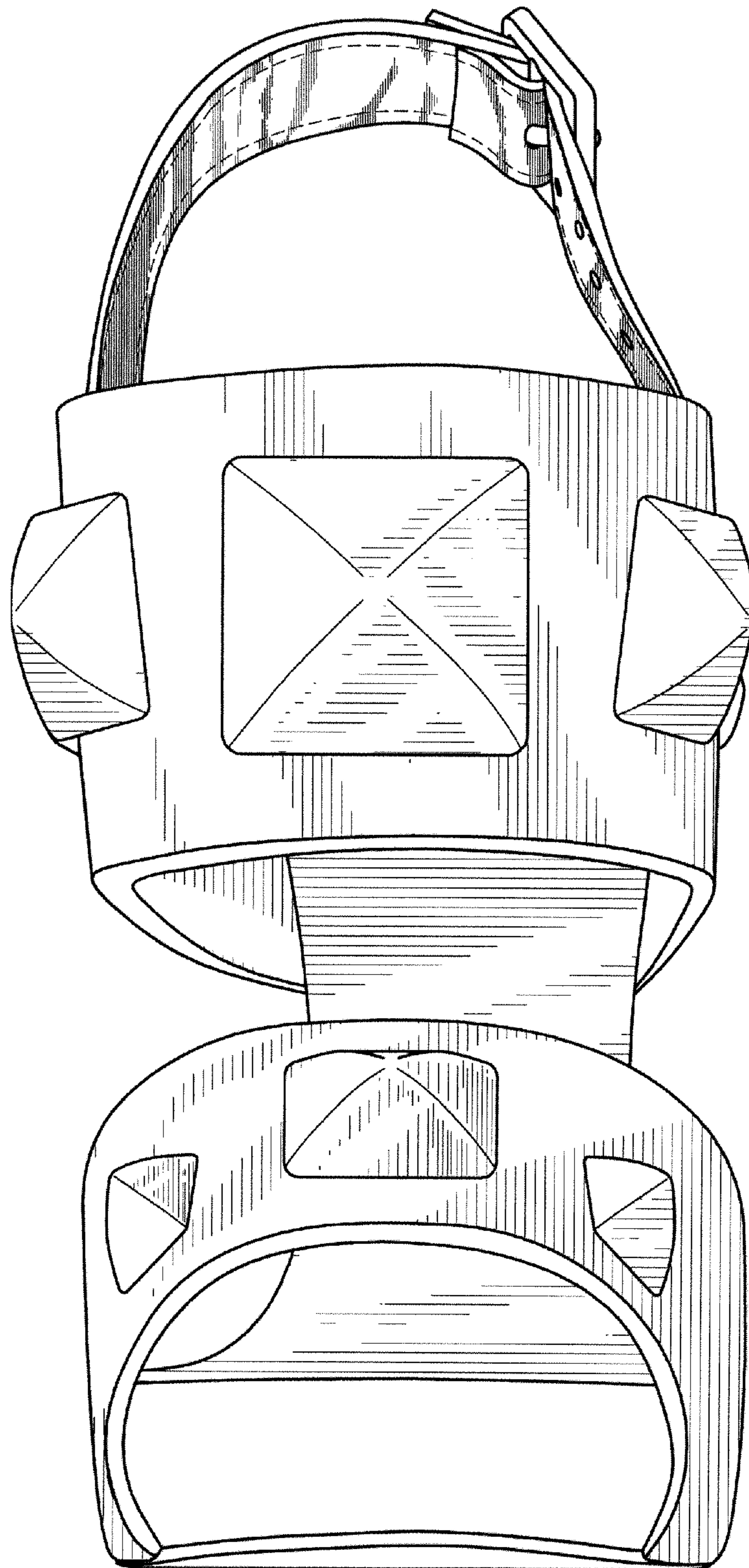


Fig.2

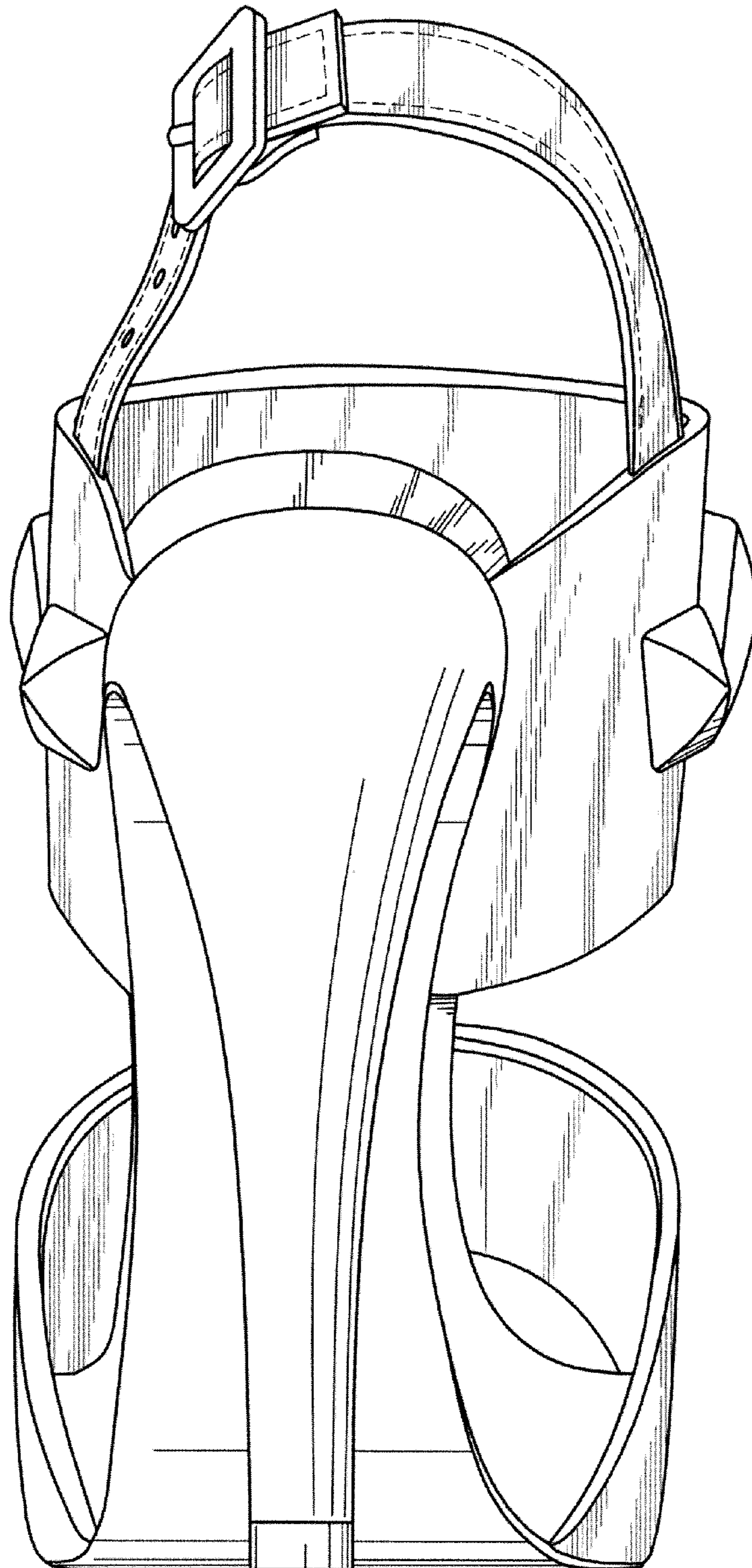


Fig.3



Fig.4



Fig.5

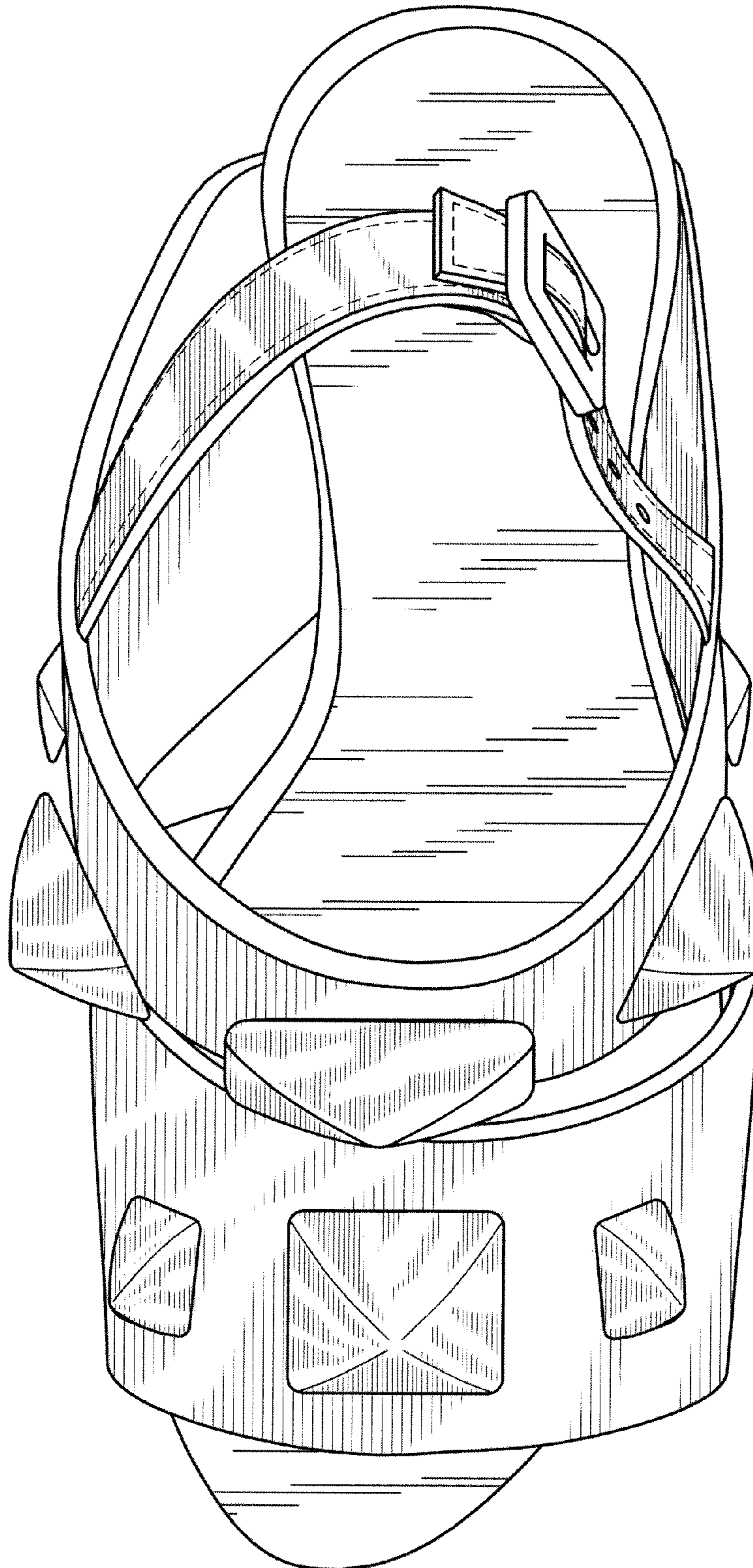


Fig.6

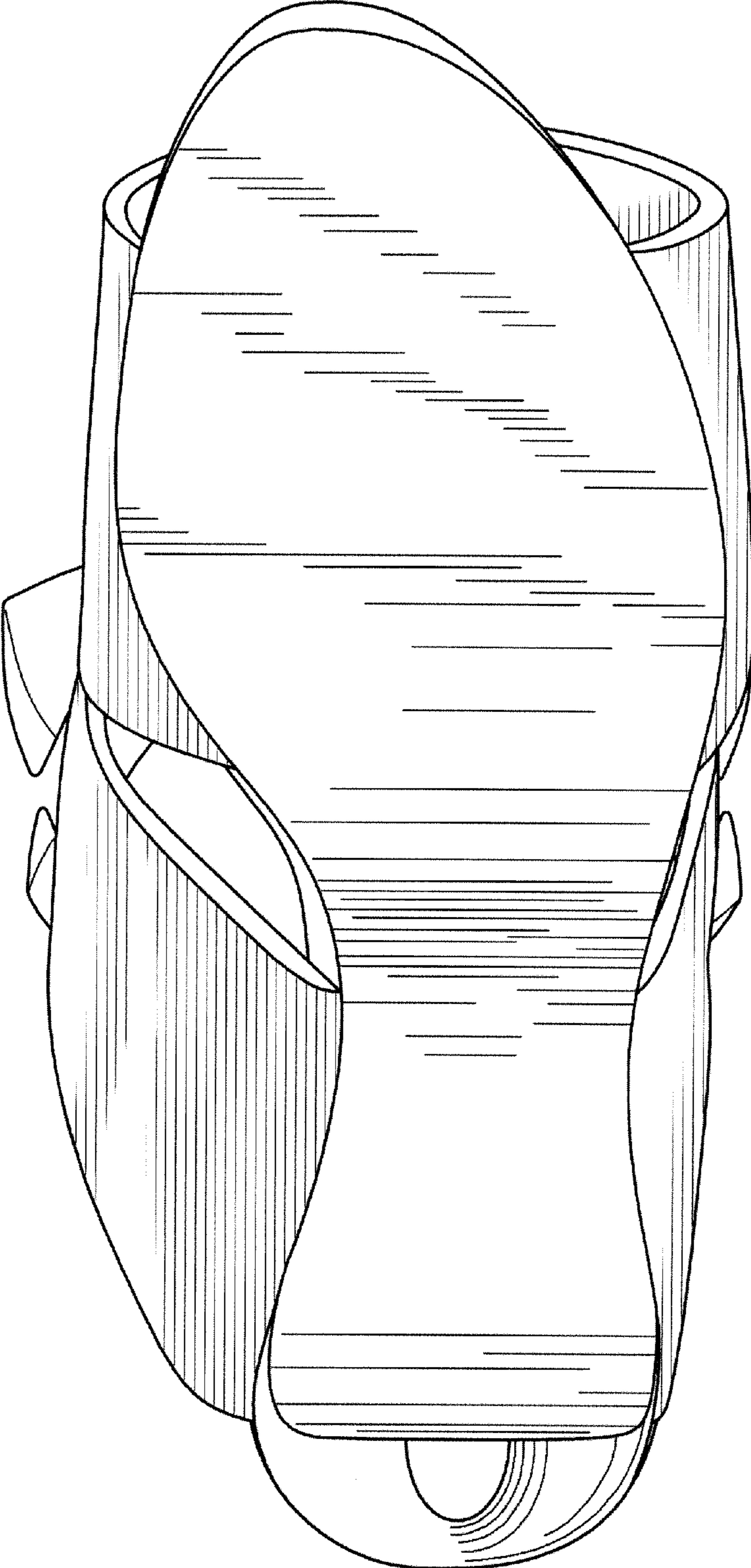


Fig.7

